

SYSTEMS FOR ALUMINIUM SLIDING DOORS



DOOR PANELS
WITH STRUCTURAL FRAMES



LM INTELAIATO
Page 20

FULL GLASS DOOR PANELS



LM PORTA
Page 82




LM VETRO
Page 126



LM INVISIBLE
Page 216

DOOR PANELS FOR WALK-IN
WARDROBES



LM CLIPO
Page 262


LM INTELAIATO

Design

The LM INTELAIATO collection is the new system of aluminium sliding doors from Logli.

It can accommodate 8 mm monolithic panes of glass or 4 + 4 mm laminate glass, surrounded by a structural aluminium frame.

The system is highly versatile, meaning that this product family is well suited for a wide array of architectural requirements within the home.






/6
Matt black



/88
Brushed steel effect
aluminium

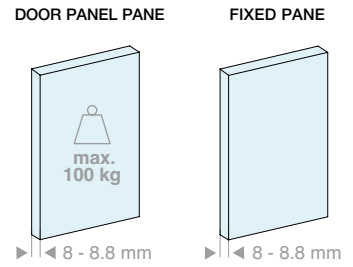
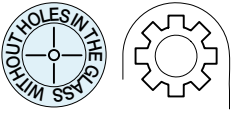


/97
Matt aluminium



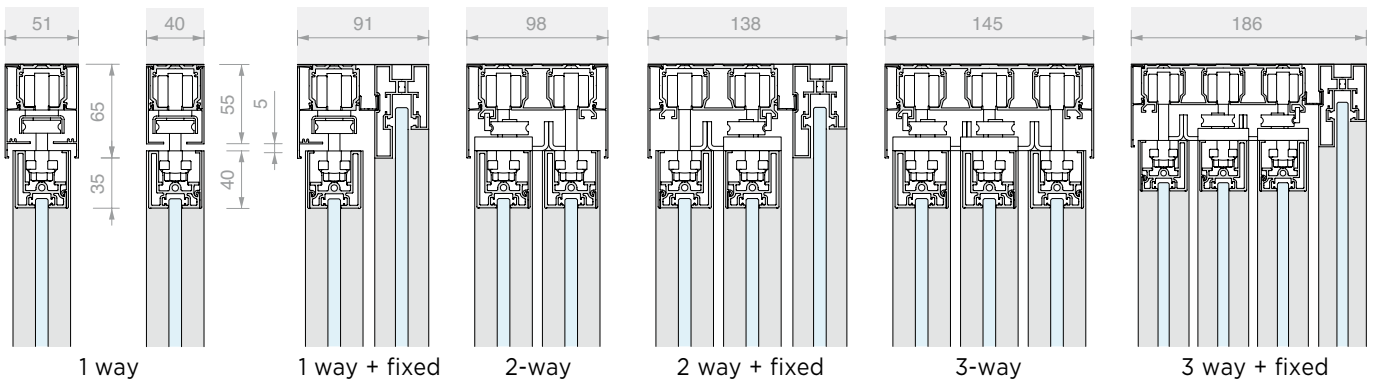
LM INTELAIATO

Technical properties

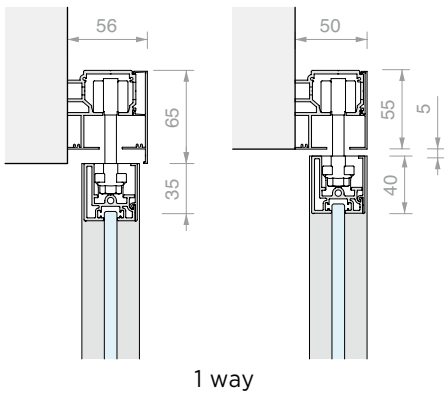


2 types of installation

Ceiling



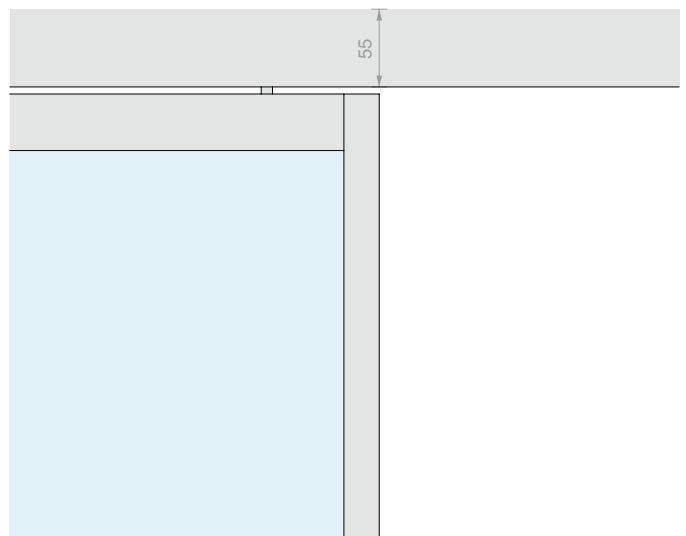
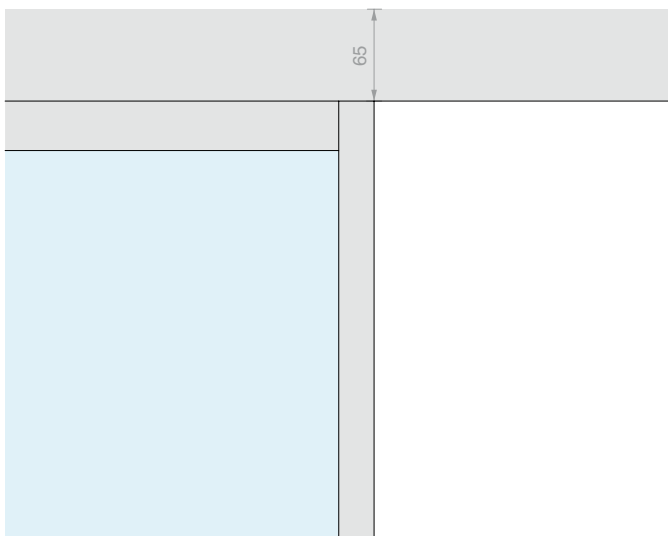
Wall

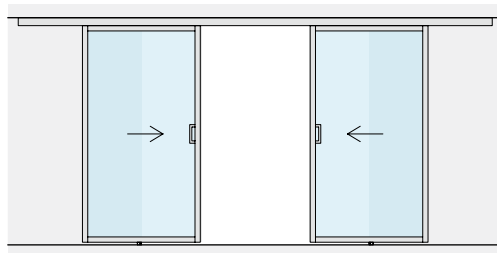


2 types of upper cover

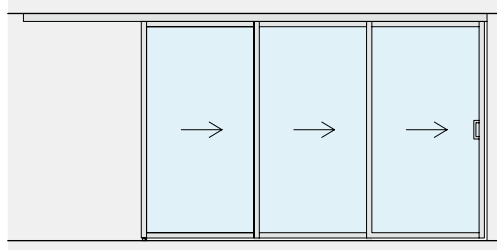
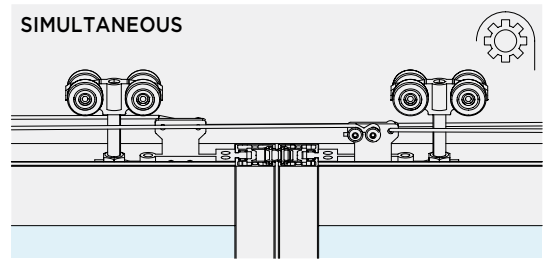
cover on top of the door panel h = 65 mm
The kits in the catalogue feature this cover.

flush-fit cover on the door panel h = 55 mm

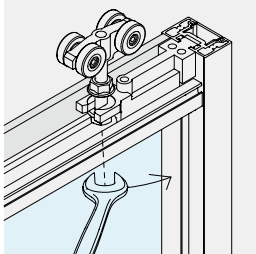
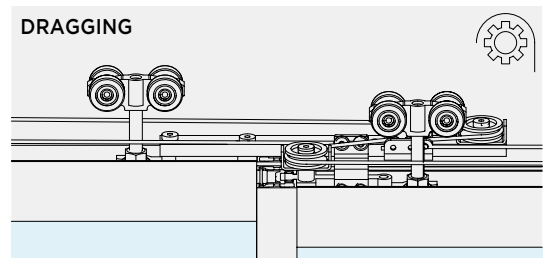




SIMULTANEOUS



DRAGGING



DOOR PANEL ADJUSTMENT

The height of the individual roller can be adjusted to change the position of the door panel by ± 3 mm.

SYNCHRONISM

The following accessories are available for synchronisation:

SIMULTANEOUS

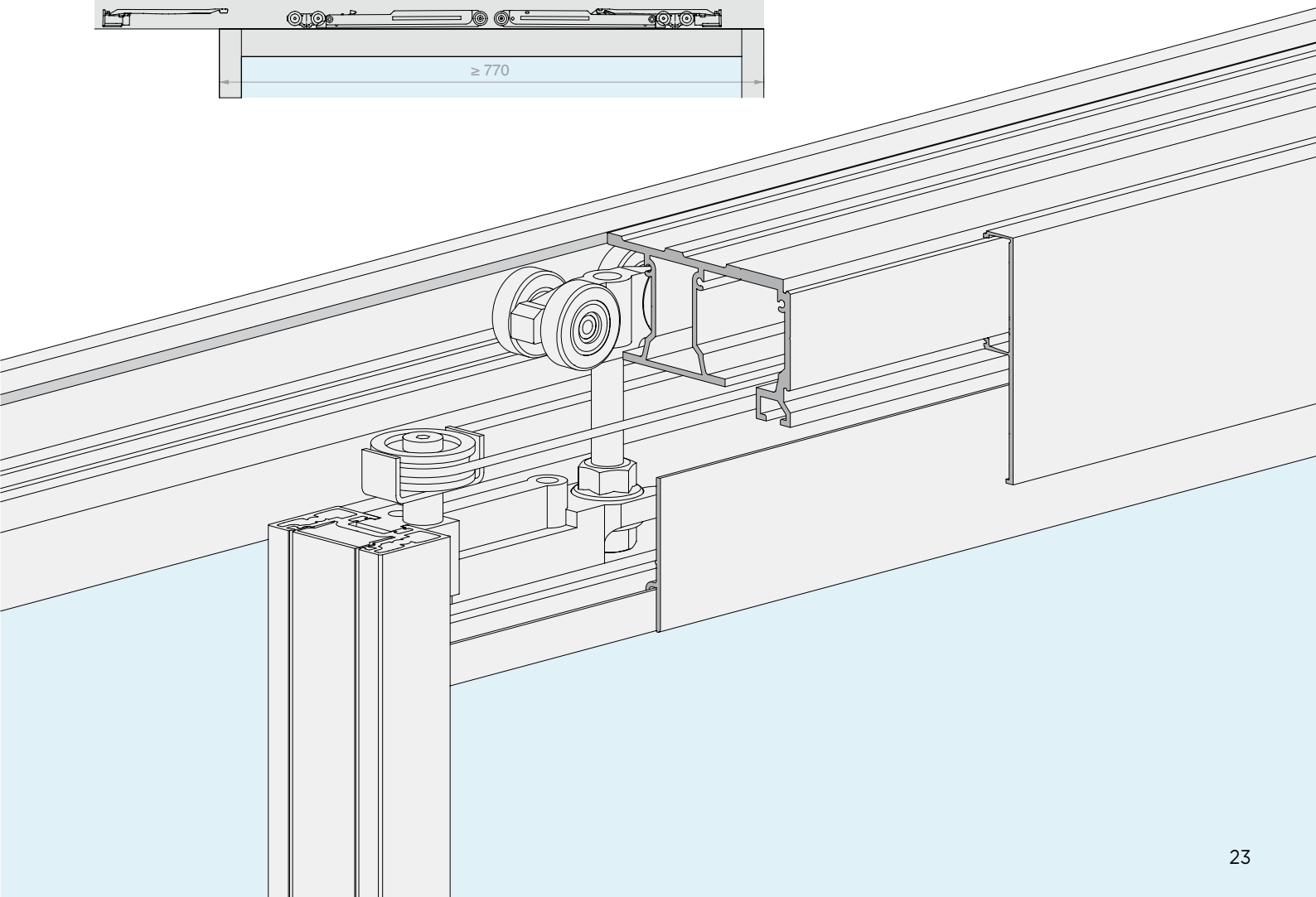
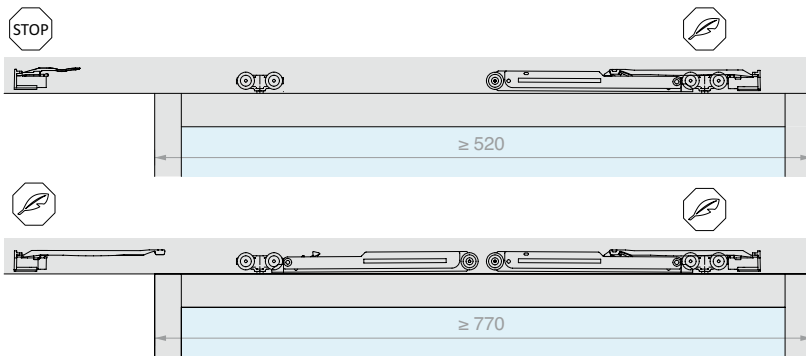
2 moving door panels installed on the same track

DRAGGING

2 or 3 moving panels on a 2- or 3-way track

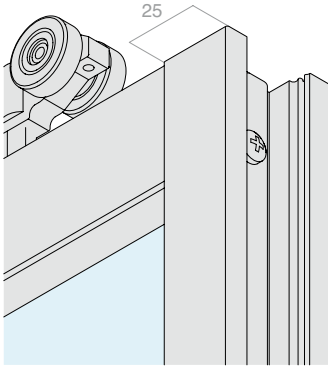
SOFT CLOSE

The use of dampers gives controlled, gentle opening and closing.

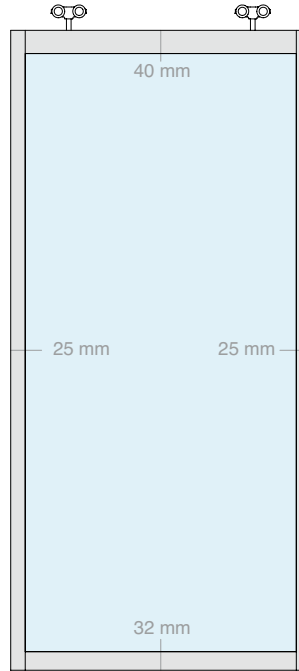


Versatility of design

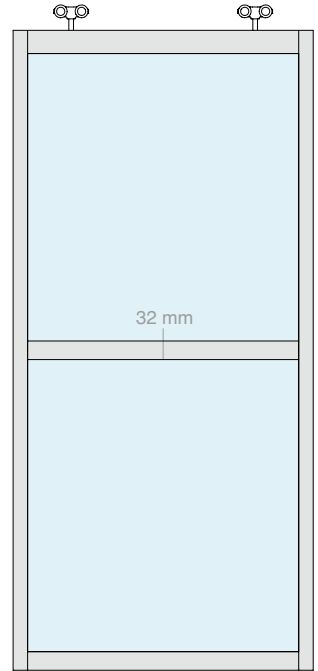
The versatility of design offered by the LMT system allows you to create solutions that are not just limited to the range offered as kits in this section. Our design office is on hand to work on all of the potential options for any project. Any solution can be supplied cut to the required size.



Single pane door panel



Multi-pane door panel



MOVING DOOR PANEL FRAME

The structural frame of the range is available in kit form and can be used with fill panels with thickness between 8 and 8.8 mm, whether made from glass or another material.

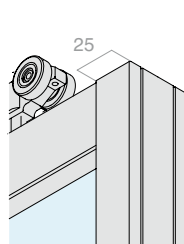
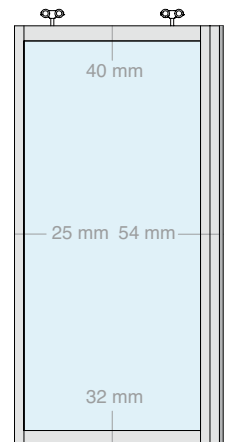
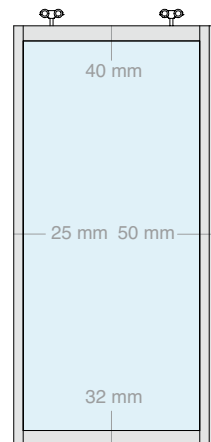
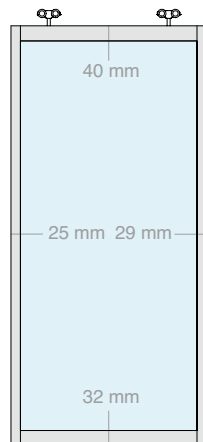
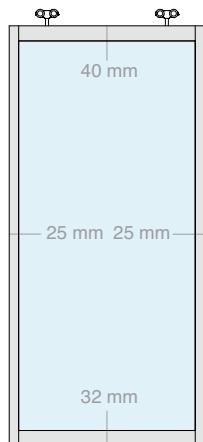
The columns of the frame are made with an open cavity that allows for quick and easy attachment to crosspieces with screws.

SINGLE / MULTI-PANE

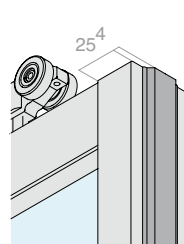
The frame can house a single pane or it can be divided horizontally with an accessory crosspiece to hold multiple smaller panes.

CONFIGURATIONS OF THE MOVING DOOR PANEL

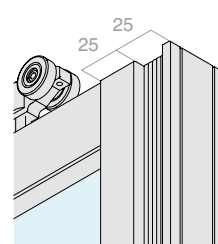
The open sides offer up to 4 design options: with trim cover, striking gasket, or full-length handle.



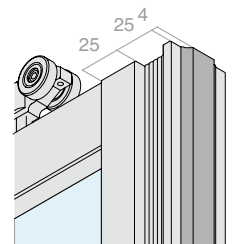
with trim cover



with striking gasket



with full-length handle and trim cover

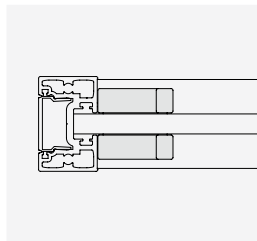


with full-length handle and striking gasket

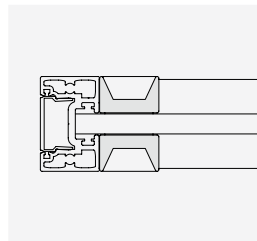


3 HANDLES
4 CONFIGURATIONS

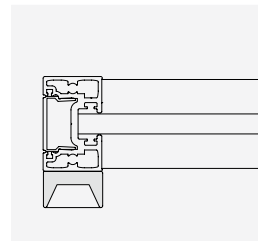
RAL FINISHES ON
DEMAND



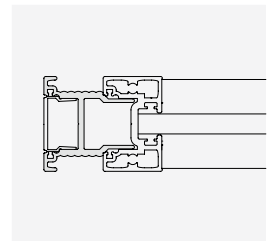
Art. HAND32140VHB
stuck to the glass



Art. MFM14025
stuck to the glass




Art. MFM14025
screwed or stuck
onto the profile



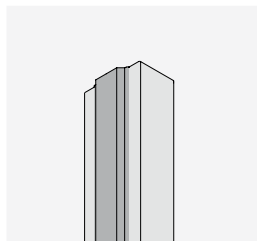
Art. LMC0038
extruded full-length,
screwed on with or
without gasket

SLAMMING POST

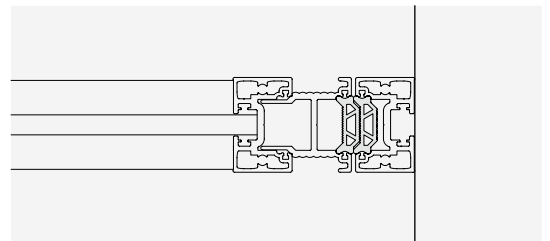
Striker on closing, with or without gasket.



with cover



with striking gasket



reversible gasket

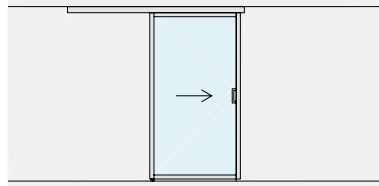


LM INTELAIATO

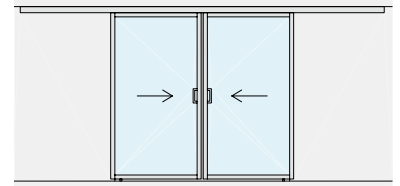
Kit

CEILING FIXING

1-WAY

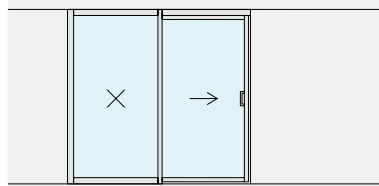


Page 30

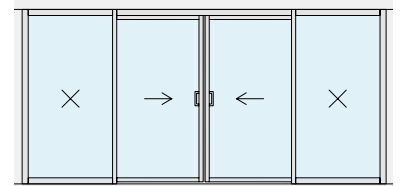


Page 34

1-WAY + FIXED

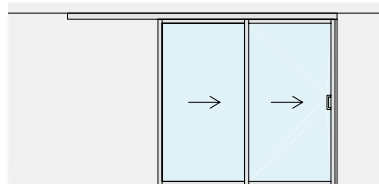


Page 38



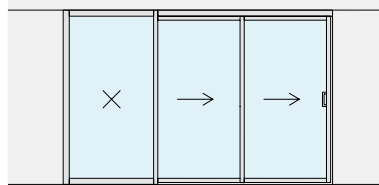
Page 42

2-WAY



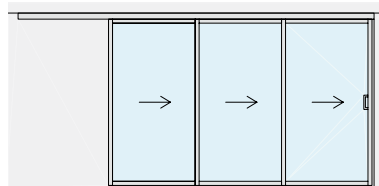
Page 46

2-WAY + FIXED



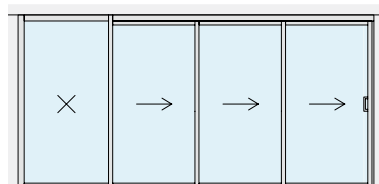
Page 50

3-WAY



Page 54

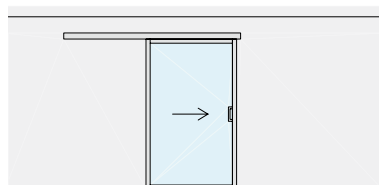
3-WAY + FIXED



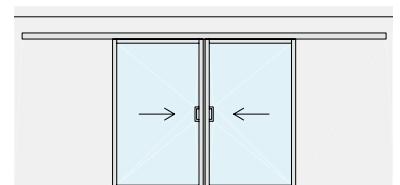
Page 59

WALL FIXING

1-WAY



Page 62



Page 66







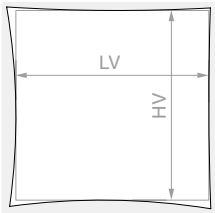
**SLIDING DOOR KIT WITH FRAME, CEILING FIXING
SINGLE DRAGGING DOOR**

Material: Aluminium

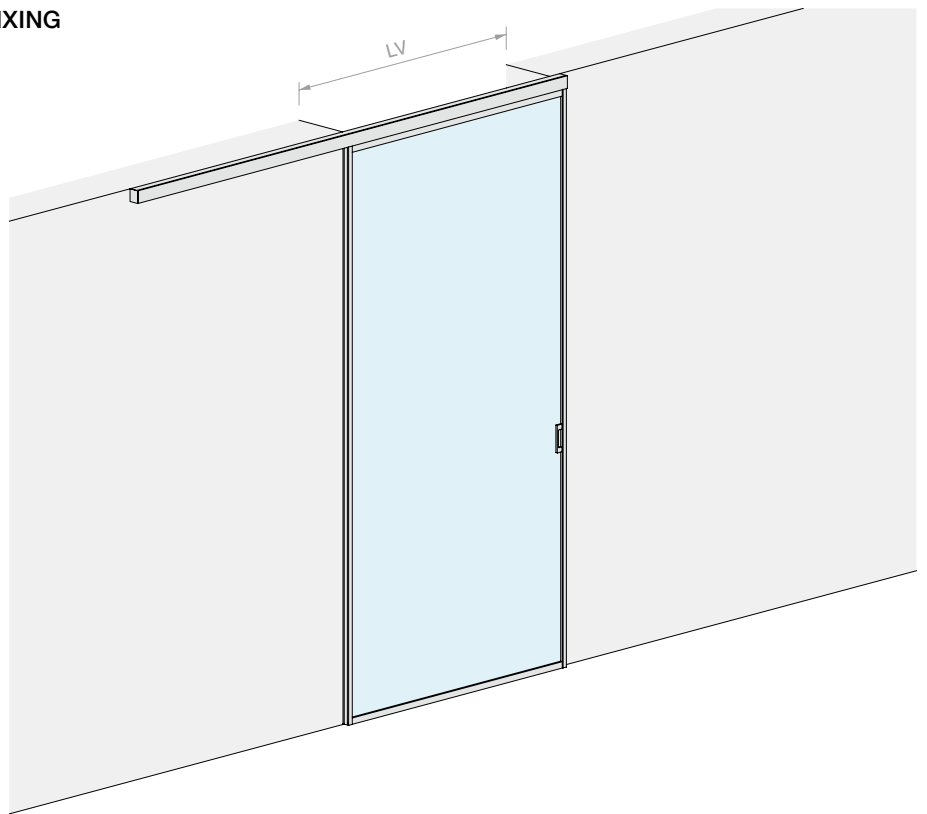
Finish: /6 /88 /97



DOOR OPENING SIZE



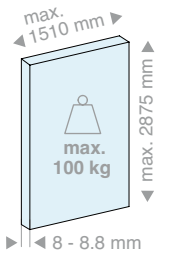
HV max: 3000 mm



DOOR PANEL PANE



DOOR PANEL PANE



Kit comprising:

Art.	Description	Qty
LMINT-PCOV30.100	Sliding door panel kit with cover	1 Pc
LM21.200	Ceiling fixing track	1 Pc
LMCA065.200	Open cover for track	1 Pc
LMCC065.200	Closed cover for track	1 Pc
LM64051TP33	Finishing cap	2 Pcs
057.3073.072	End stop with buffer	2 Pcs
LMINT-GT915	Floor guide	1 Pc
HAND32140VHB	Adhesive handle	2 Pcs

Optional

042.3102.072	Softbreak damper, 20-60 kg	1 Pc
042.3102.071	Softbreak damper, 61-100 kg	1 Pc

Kit comprising:


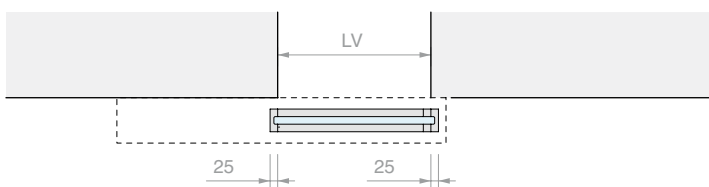
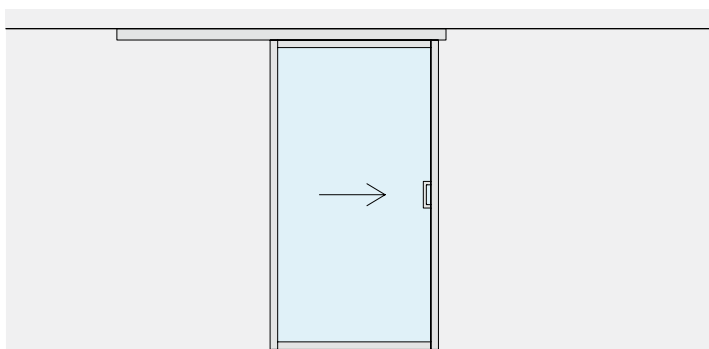
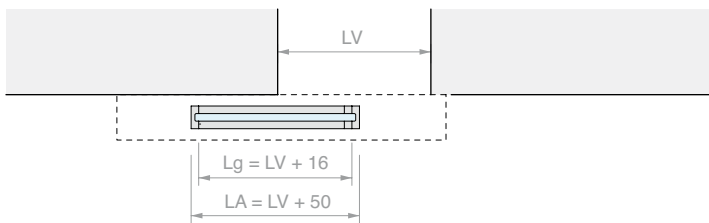
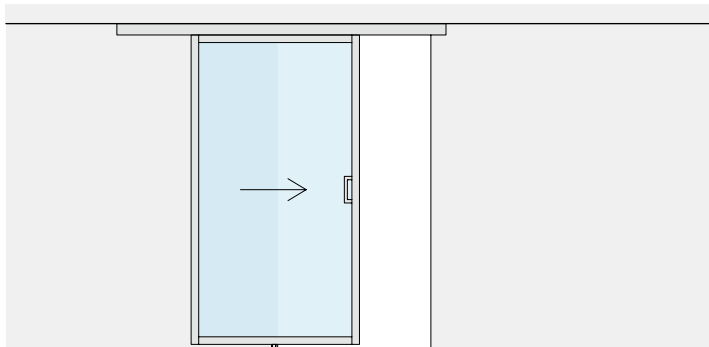
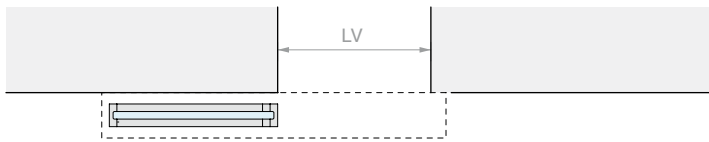
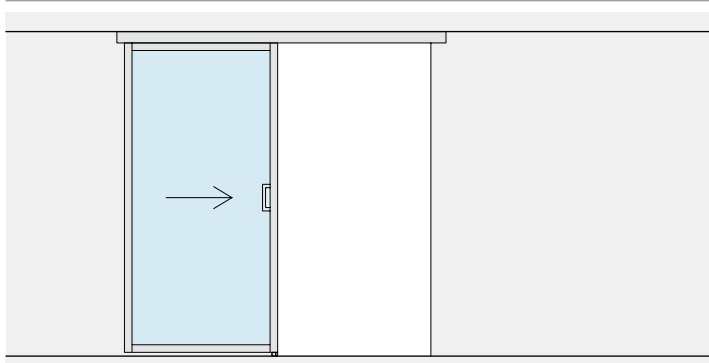
Art.	Description	Qty
LMINT-PCOV30.150	Sliding door panel kit with cover	1 Pc
LM21.300	Ceiling fixing track	1 Pc
LMCA065.300	Open cover for track	1 Pc
LMCC065.300	Closed cover for track	1 Pc
LM64051TP33	Finishing cap	2 Pcs
057.3073.072	End stop with buffer	2 Pcs
LMINT-GT915	Floor guide	1 Pc
HAND32140VHB	Adhesive handle	2 Pcs

Optional

042.3102.072	Softbreak damper, 20-60 kg	1 Pc
042.3102.071	Softbreak damper, 61-100 kg	1 Pc

Art.	LV max	Qty
LMT6511.200	995 mm	1 Pc

Art.	LV max	Qty
LMT6511.300	1495 mm	1 Pc





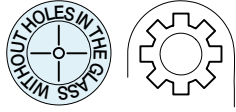




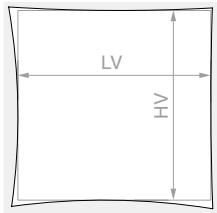
SLIDING DOOR KIT WITH FRAME, CEILING FIXING DOUBLE DOOR, SYNCHRONISED

Material: Aluminium

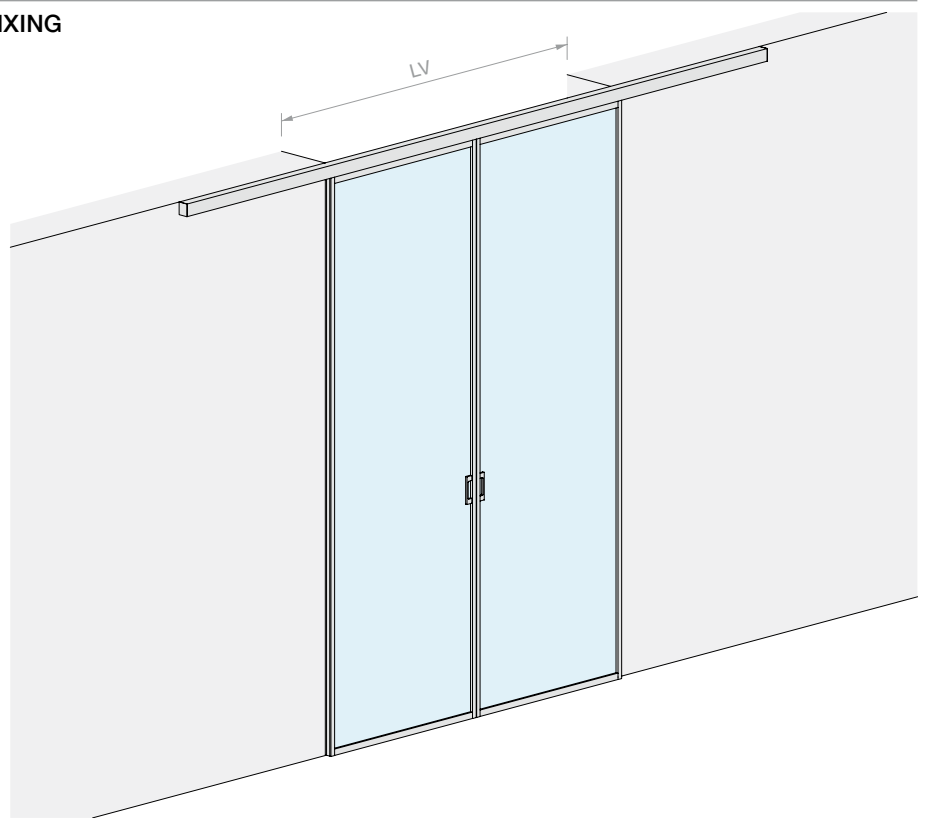
Finish: /6 /88 /97



DOOR OPENING SIZE



HV max: 3000 mm




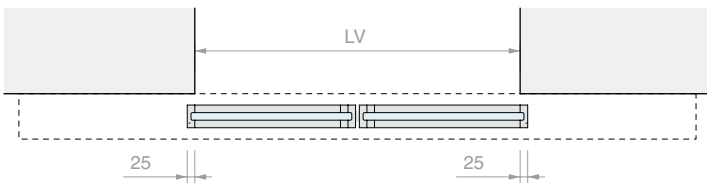
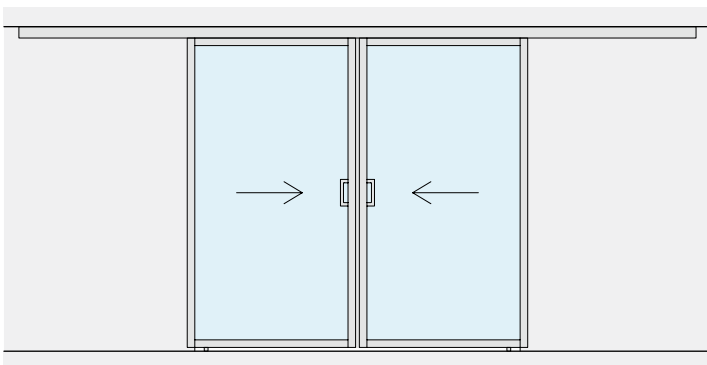
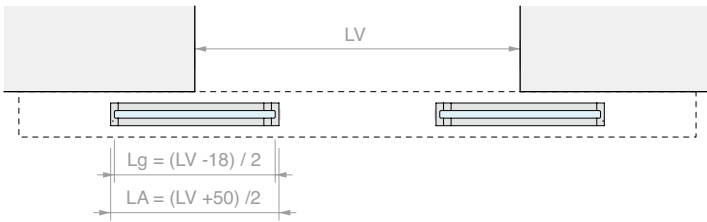
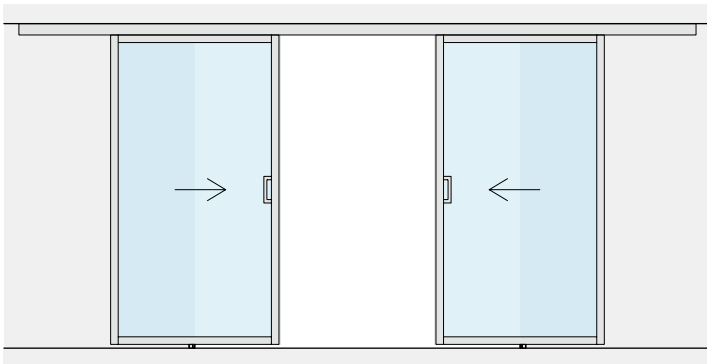

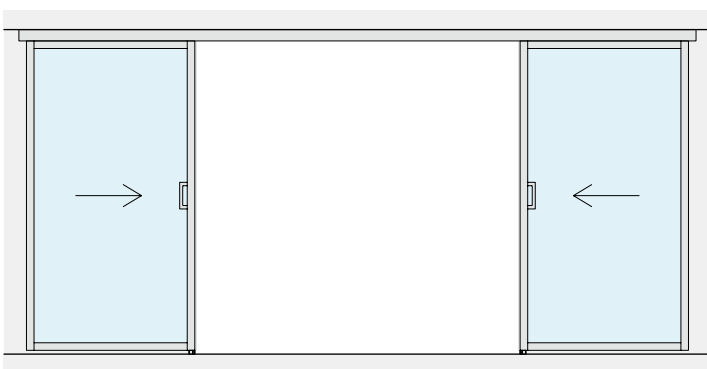
DOOR PANEL PANE



Kit comprising:

Art.	Description	Qty
LMINT-PGUA30.100	Sliding door panel kit with gasket	2 Pcs
LM21.400	Ceiling fixing track	1 Pcs
LMCA065.400	Open cover for track	1 Pcs
LMCC065.400	Closed cover for track	1 Pcs
LM64051TP33	Finishing cap	2 Pcs
057.3073.071	End stop without buffer	4 Pcs
LMSIN-2AC11	Synchronism kit for 2 in-line door panels	1 Pcs
HAND32140VHB	Adhesive handle	4 Pcs
Optional		
042.3102.072	Softbreak damper, 20-60 kg	2 Pcs
042.3102.071	Softbreak damper, 61-100 kg	2 Pcs

Art.	LV max	Qty
LMT6511C.400	2040 mm	1 Pcs









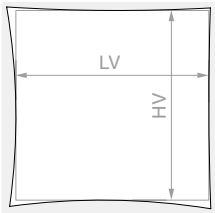
**SLIDING DOOR KIT WITH FRAME, CEILING FIXING
SINGLE DOOR AND FIXED GLASS**

Material: Aluminium

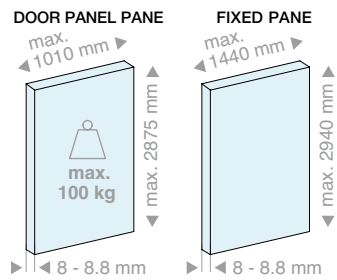
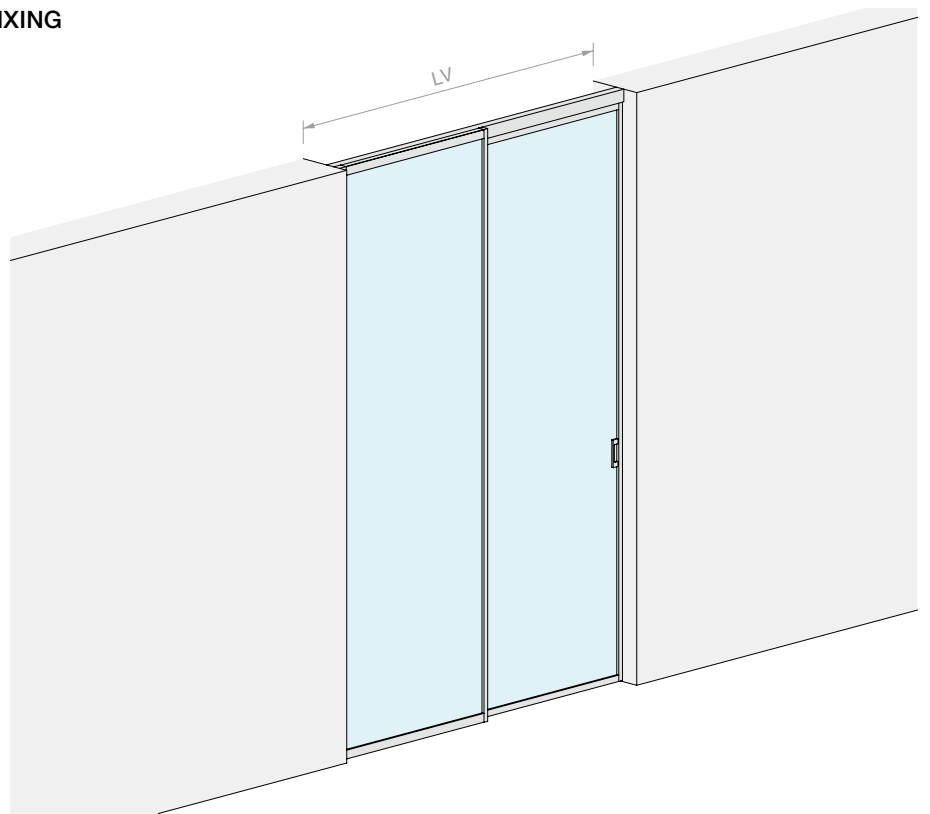
Finish: /6 /88 /97



DOOR OPENING SIZE

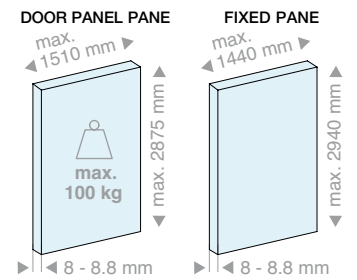


HV max: 3000 mm



Kit comprising:

Art.	Description	Qty
LMINT-PCOV30.100	Sliding door panel kit with cover	1 Pc
LMINT-VFIX30.100	Framed fixed glass kit	1 Pc
LM21.200	Ceiling fixing track	1 Pc
FOU1013.30	U profile	1 Pc
LMCA065.200	Open cover for track	1 Pc
LMCC065.200	Closed cover for track	1 Pc
057.3073.072	End stop with buffer	2 Pcs
LMINT-GT915	Floor guide	1 Pc
HAND32140VHB	Adhesive handle	2 Pcs
Optional		
042.3102.072	Softbreak damper, 20-60 kg	1 Pc
042.3102.071	Softbreak damper, 61-100 kg	1 Pc

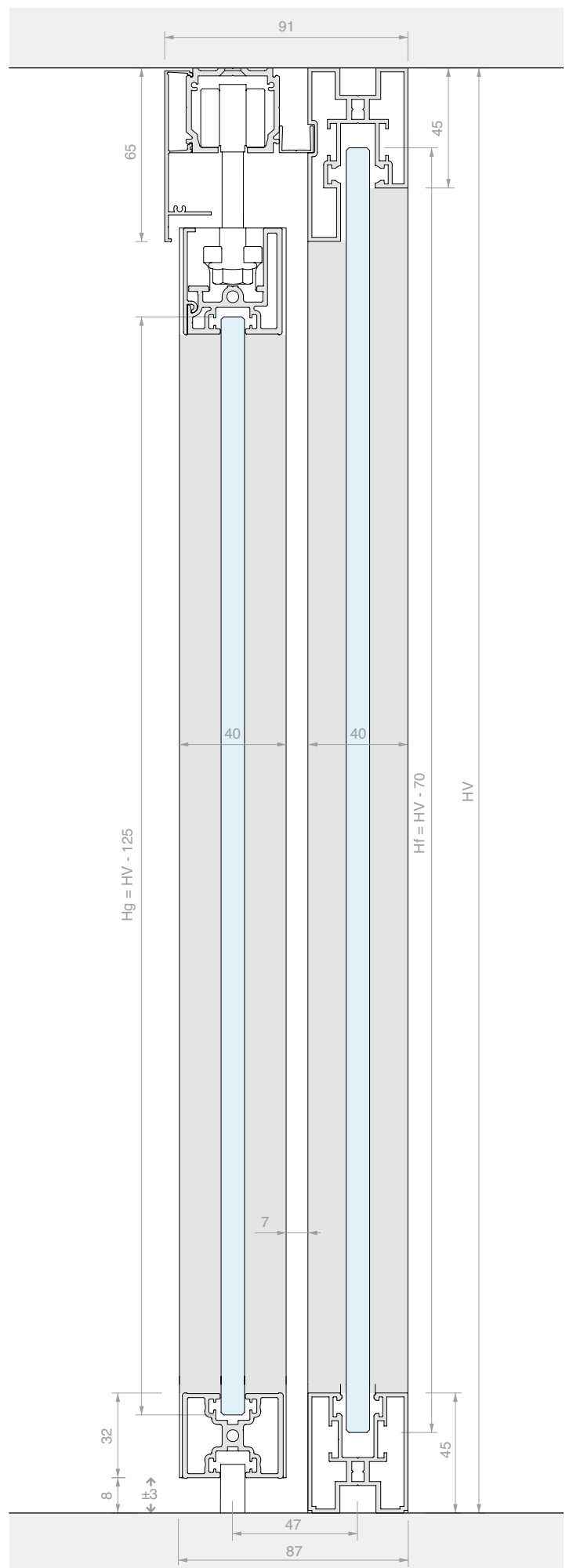
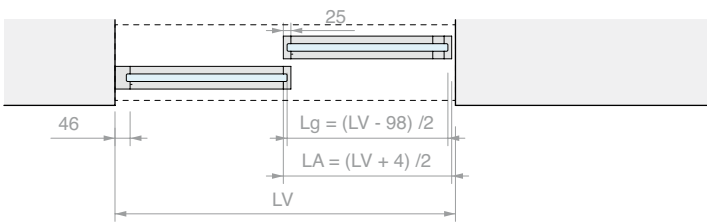
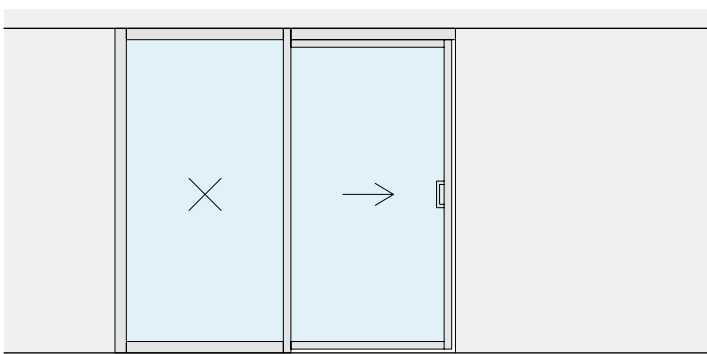
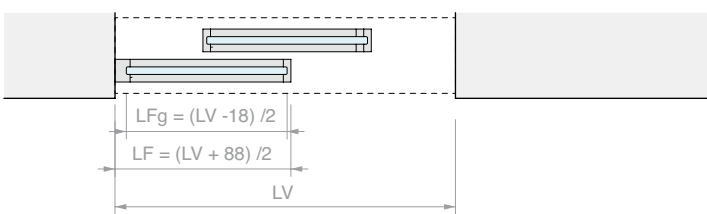
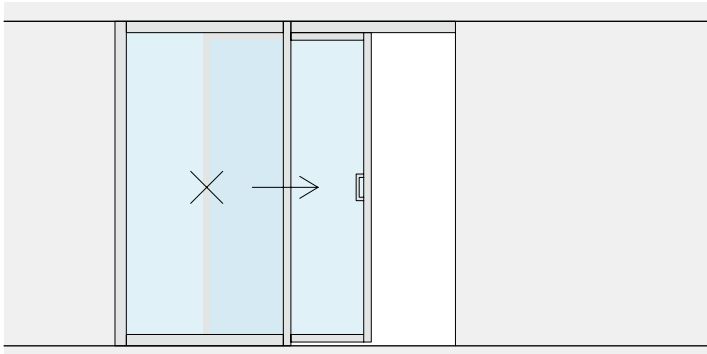
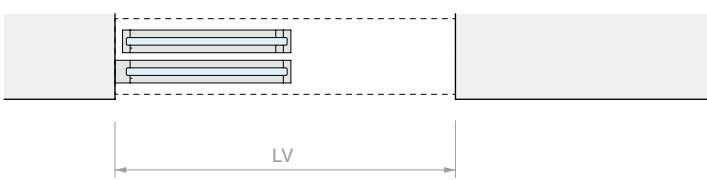
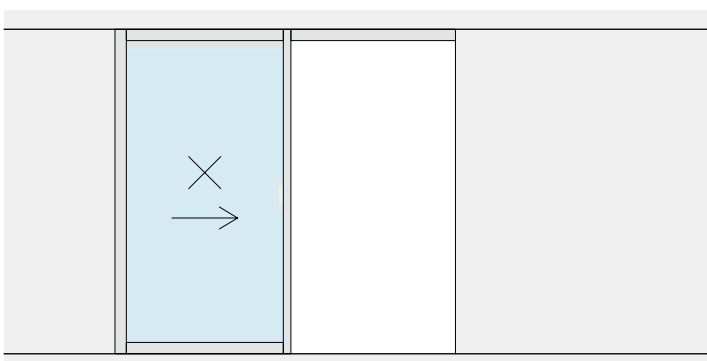


Kit comprising:

Art.	Description	Qty
LMINT-PCOV30.150	Sliding door panel kit with cover	1 Pc
LMINT-VFIX30.150	Framed fixed glass kit	1 Pc
LM21.300	Ceiling fixing track	1 Pc
FOU1013.30	U profile	1 Pc
LMCA065.300	Open cover for track	1 Pc
LMCC065.300	Closed cover for track	1 Pc
057.3073.072	End stop with buffer	2 Pcs
LMINT-GT915	Floor guide	1 Pc
HAND32140VHB	Adhesive handle	2 Pcs
Optional		
042.3102.072	Softbreak damper, 20-60 kg	1 Pc
042.3102.071	Softbreak damper, 61-100 kg	1 Pc

Art.	LV max	Qty
LMT6511F.200	2000 mm	1 Pc

Art.	LV max	Qty
LMT6511F.300	3000 mm	1 Pc





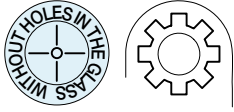




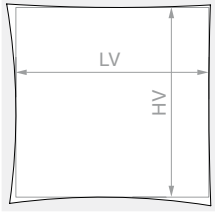
SLIDING DOOR KIT WITH FRAME, CEILING FIXING SYNCHRONISED DOUBLE DOOR AND DOUBLE FIXED GLASS

Material: Aluminium

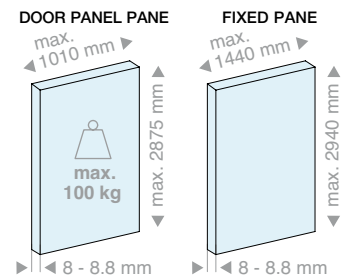
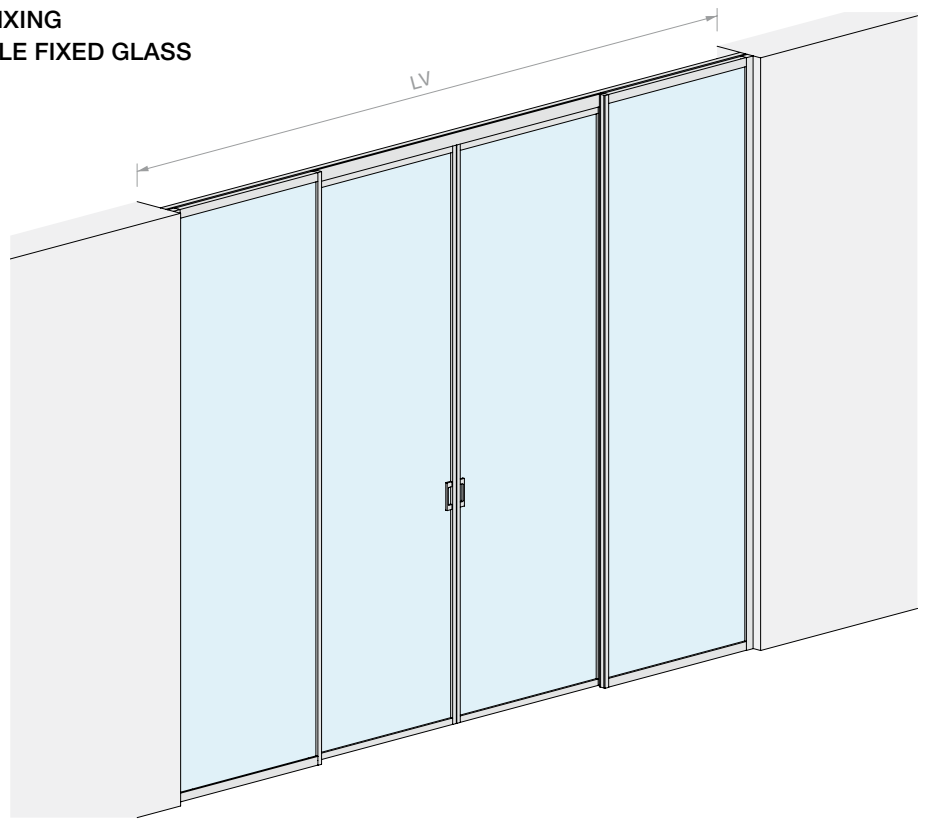
Finish: /6 /88 /97



DOOR OPENING SIZE



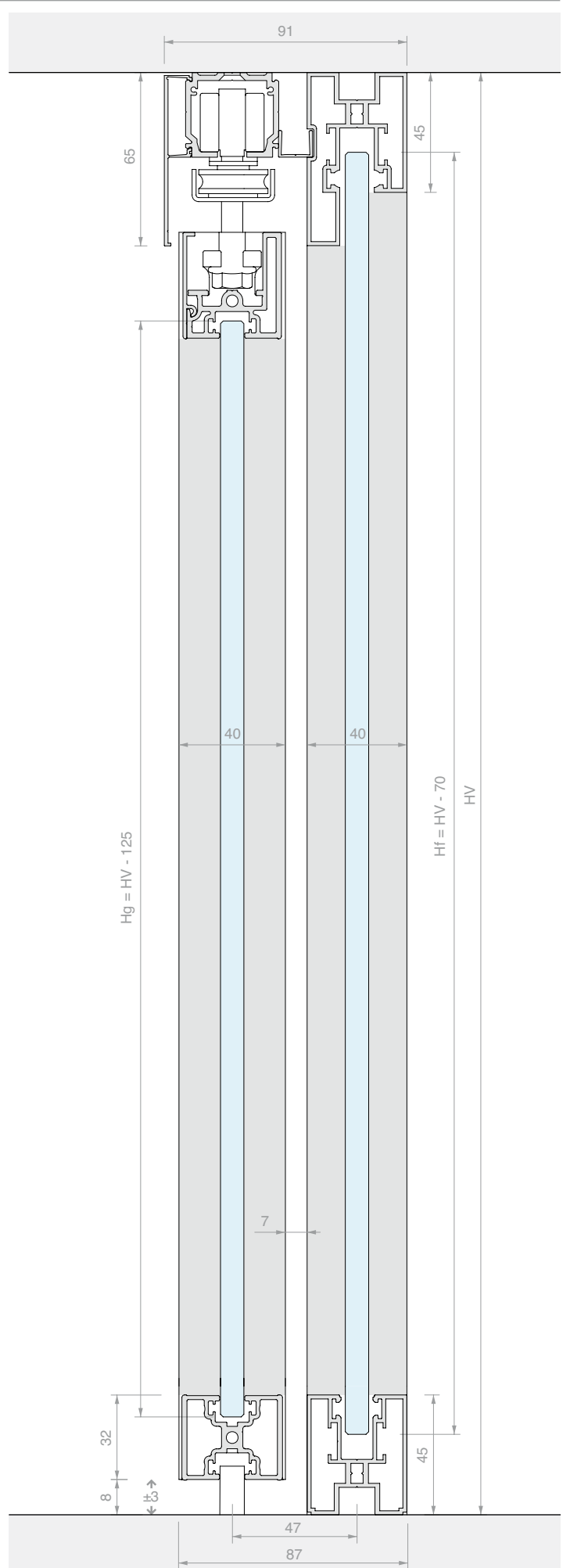
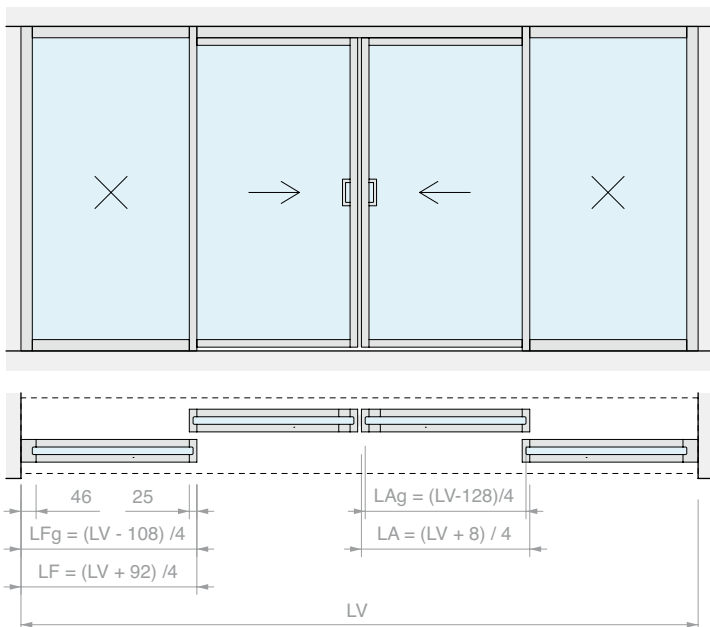
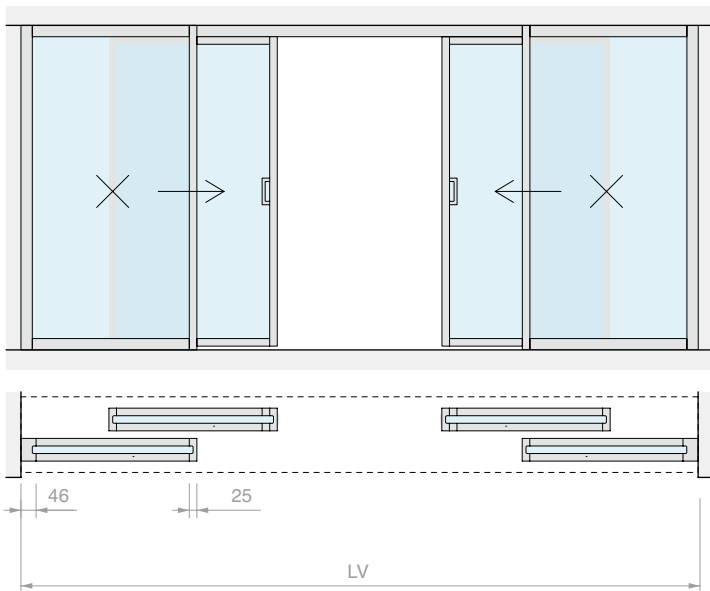
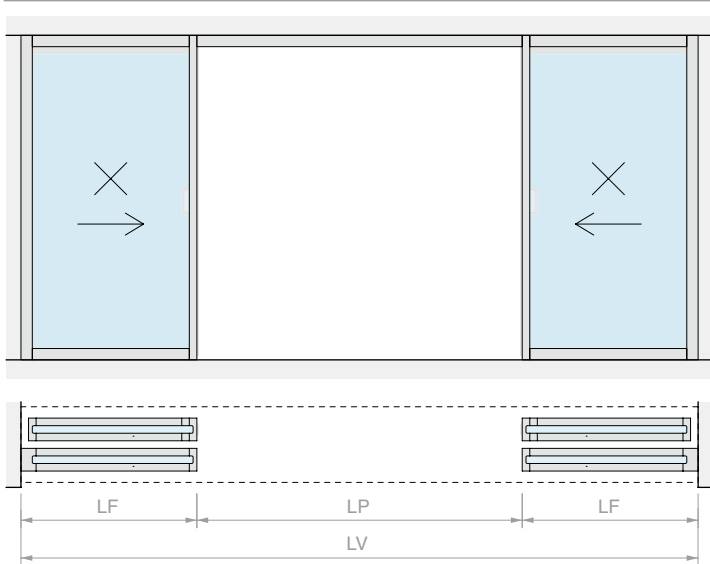
HV max: 3000 mm



Kit comprising:

Art.	Description	Qty
LMINT-PGUA30.100	Sliding door panel kit with gasket	2 Pcs
LMINT-VFIX30.100	Framed fixed glass kit	2 Pcs
LM21.400	Ceiling fixing track	1 Pc
FOU1013.30	U profile	2 Pcs
LMCA065.400	Open cover for track	2 Pcs
057.3073.071	End stop without buffer	4 Pcs
LMSIN-2AC11	Synchronism kit for 2 in-line door panels	1 Pc
HAND32140VHB	Adhesive handle	4 Pcs
Optional		
042.3102.072	Softbreak damper, 20-60 kg	2 Pcs
042.3102.071	Softbreak damper, 61-100 kg	2 Pcs

Art.	LV max	Qty
LMT6511CF.400	4000 mm	1 Pc





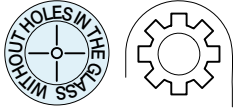




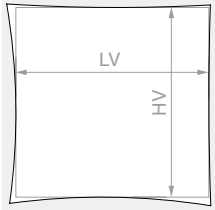
SLIDING DOOR KIT WITH FRAME, CEILING FIXING DOUBLE DRAGGING DOOR WITH SYNCHRONISM

Material: Aluminium

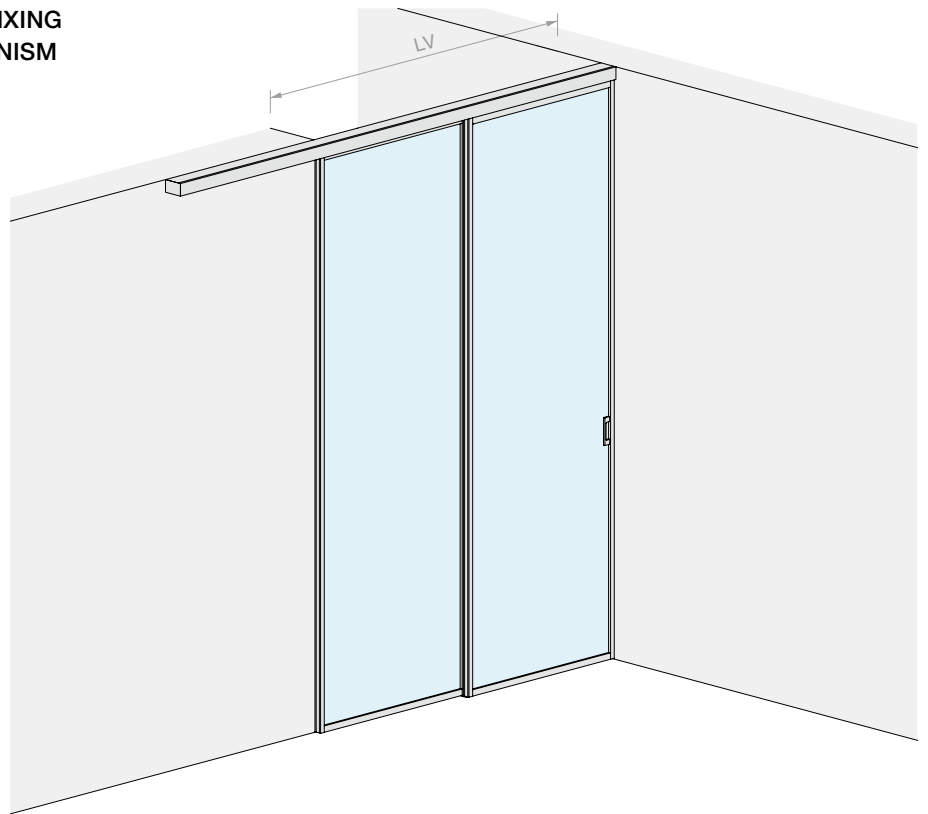
Finish: /6 /88 /97



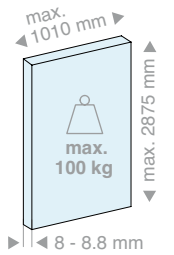
DOOR OPENING SIZE



HV max: 3000 mm



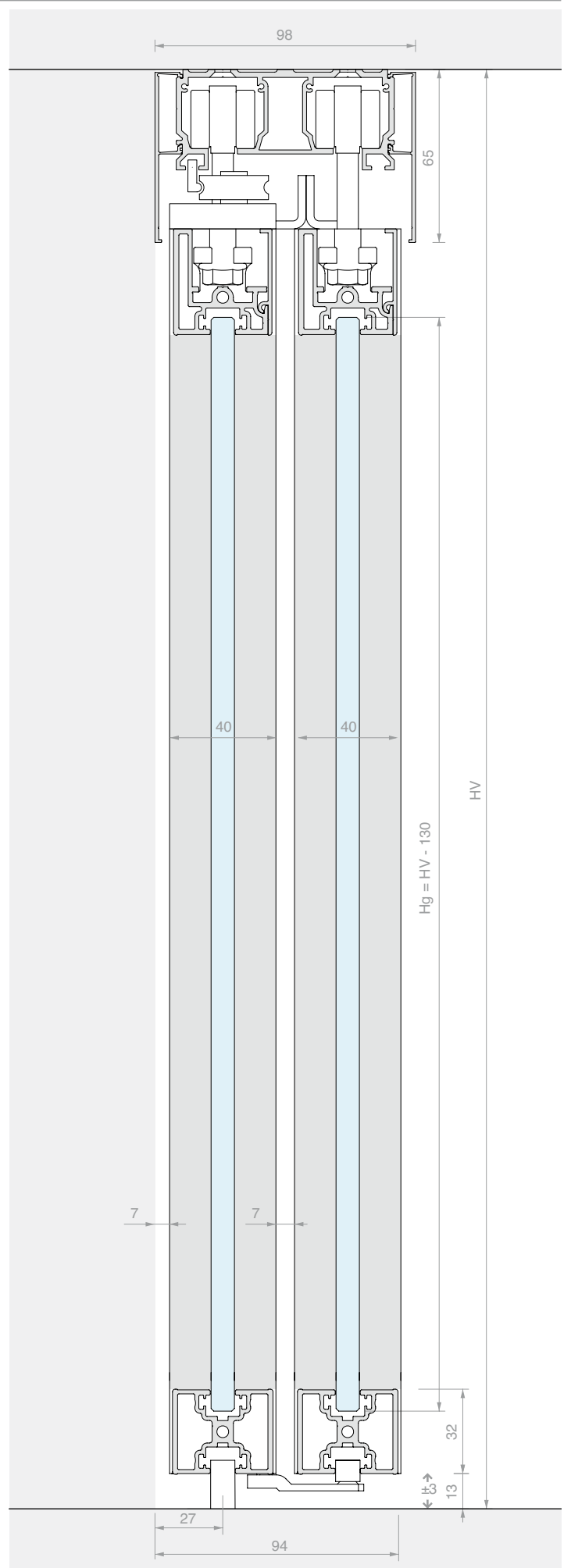
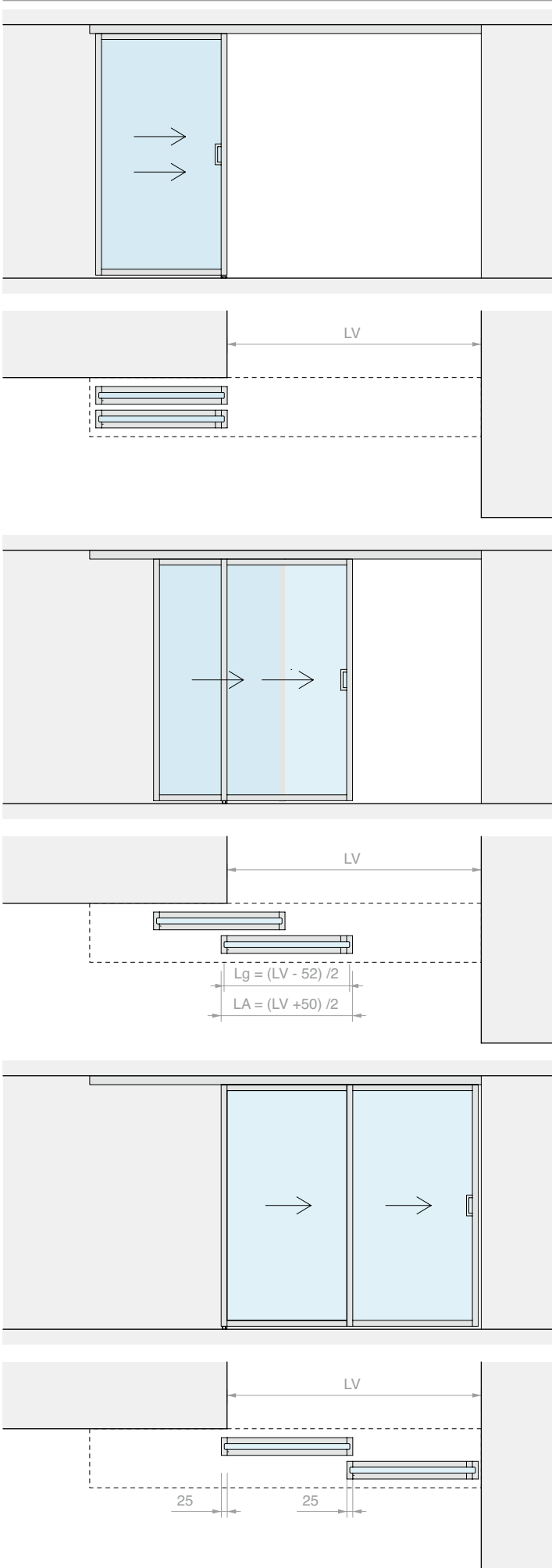
DOOR PANEL PANE



Kit comprising:

Art.	Description	Qty
LMINT-PCOV30.100	Sliding door panel kit with cover	1 Pc
LMINT-PGUA30.100	Sliding door panel kit with gasket	1 Pc
LM2V082.300	2-way ceiling fixing track	1 Pc
LMCA065.300	Open cover for track	2 Pcs
LM64098TP33	Finishing cap	2 Pcs
057.3073.072	End stop with buffer	2 Pcs
057.3073.071	End stop without buffer	2 Pcs
LMSIN-2AT21	Synchronism kit for 2 dragging doors	1 Pc
HAND32140VHB	Adhesive handle	2 Pcs
Optional		
042.3102.071	Softbreak damper, for panels from 40 to 65 kg	1 or 2 Pcs

Art.	LV max	Qty
LMT6512.300	2040 mm	1 Pc





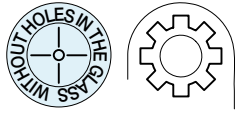




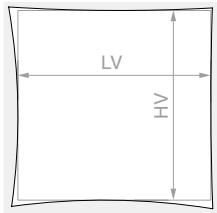
SLIDING DOOR KIT WITH FRAME, CEILING FIXING DOUBLE DRAGGING DOOR WITH SYNCHRONISM AND FIXED GLASS

Material: Aluminium

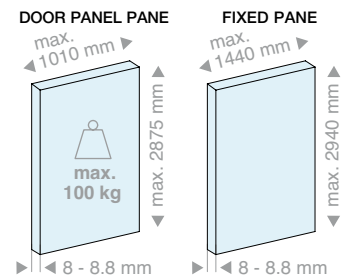
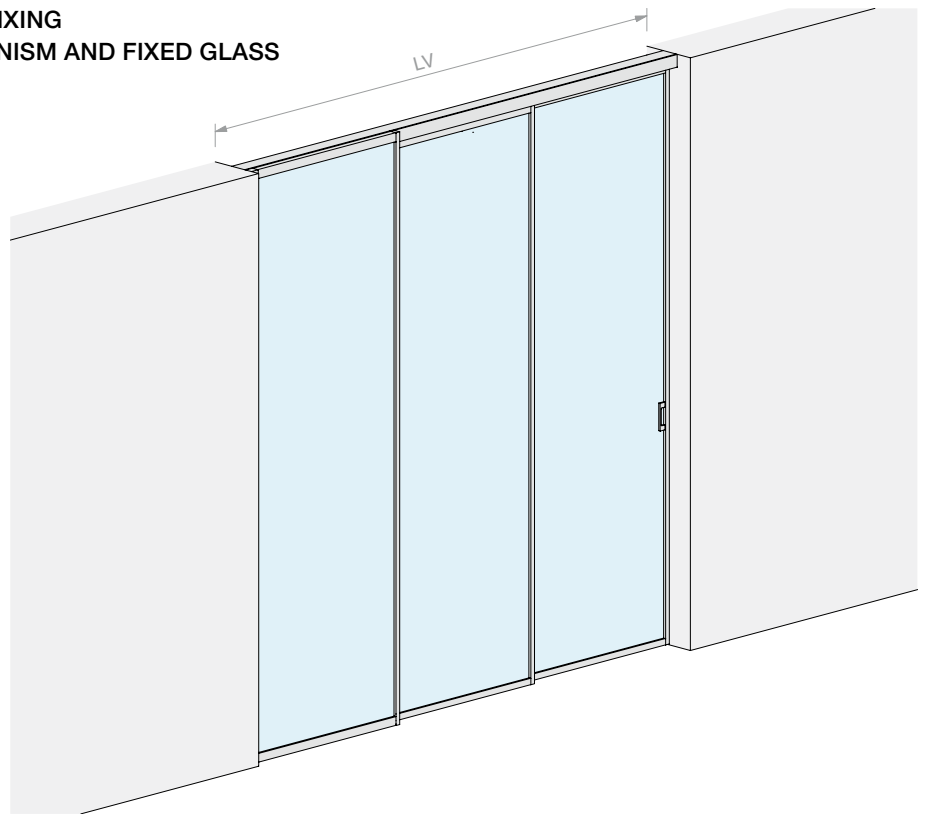
Finish: /6 /88 /97



DOOR OPENING SIZE




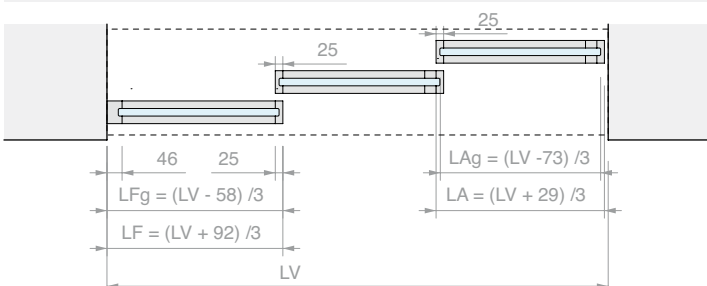
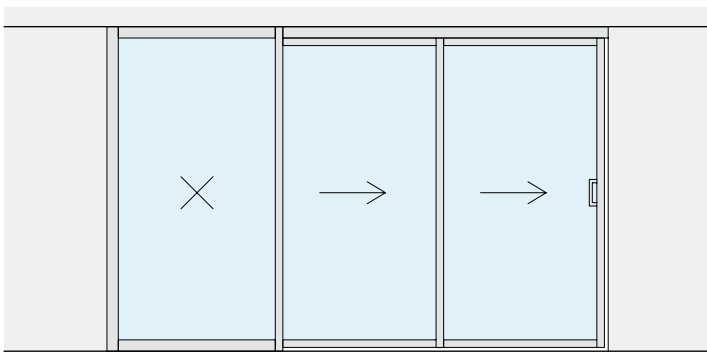
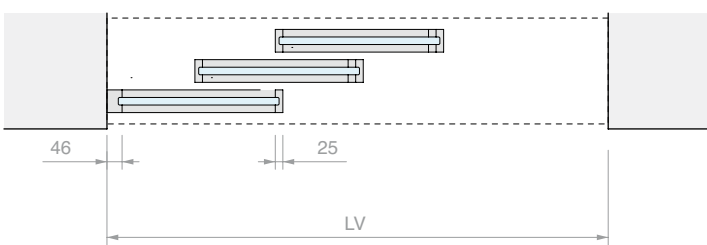
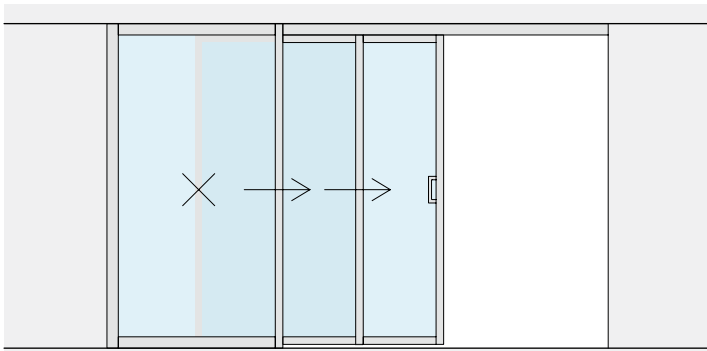
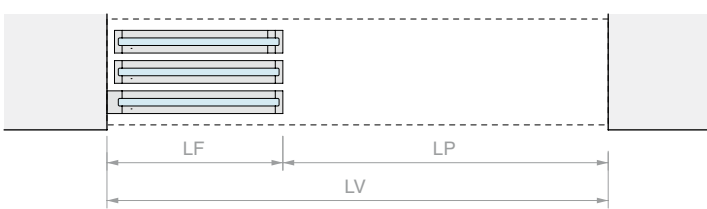
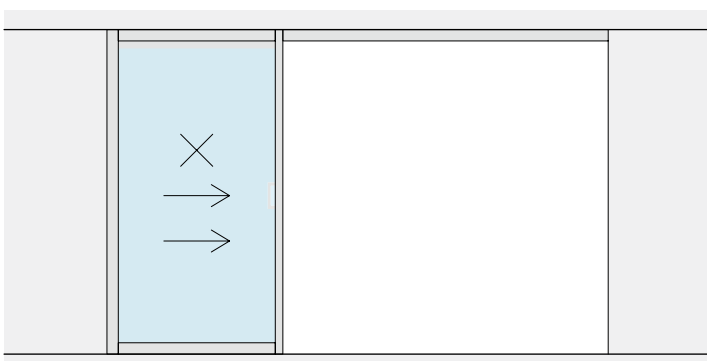
HV max: 3000 mm



Kit comprising:

Art.	Description	Qty
LMINT-PCOV30.100	Sliding door panel kit with cover	1 Pc
LMINT-PGUA30.100	Sliding door panel kit with gasket	1 Pc
LMINT-VFIX30.100	Framed fixed glass kit	1 Pc
LM2V082.300	2-way ceiling fixing track	1 Pc
FOU1013.30	U profile	1 Pc
LMCA065.300	Open cover for track	2 Pcs
057.3073.072	End stop with buffer	2 Pcs
057.3073.071	End stop without buffer	2 Pcs
LMSIN-2AT21	Synchronism kit for 2 door panels, lead & follower	1 Pc
HAND32140VHB	Adhesive handle	2 Pcs
Optional		
042.3102.071	Softbreak damper, for panels from 40 to 65 kg	1 or 2 Pcs

Art.	LV max	Qty
LMT6512F.300	3000 mm	1 Pc





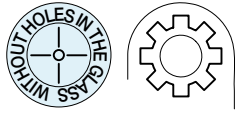




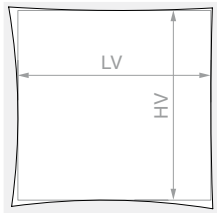
SLIDING DOOR KIT WITH FRAME, CEILING FIXING TRIPLE DRAGGING DOOR

Material: Aluminium

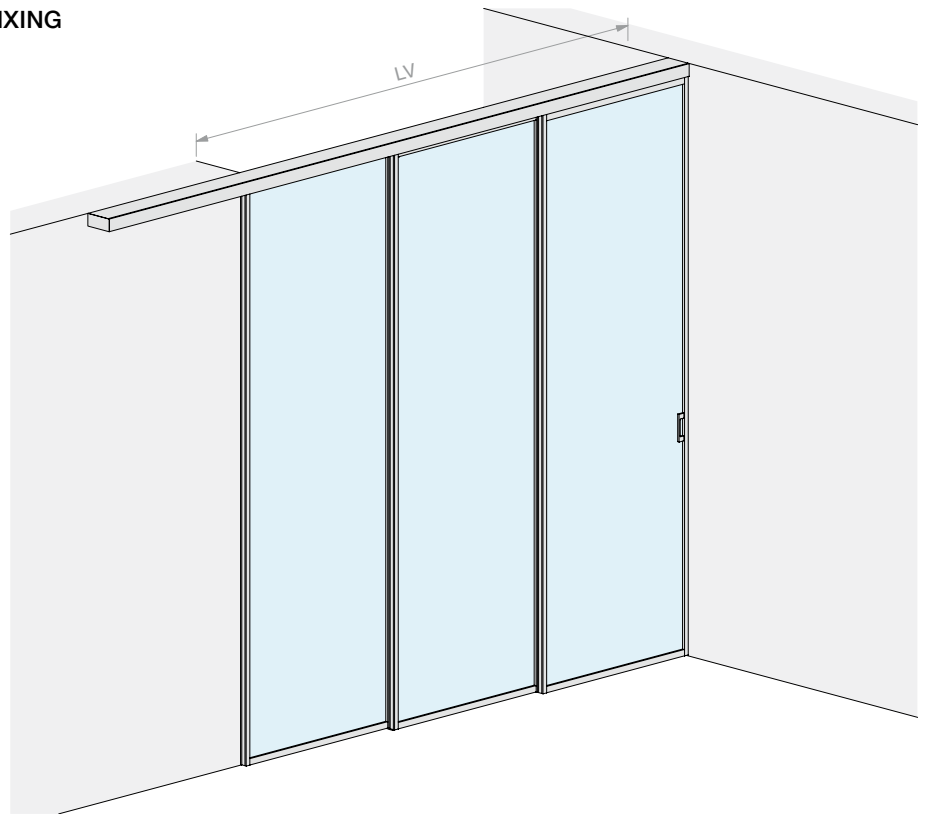
Finish: /6 /88 /97



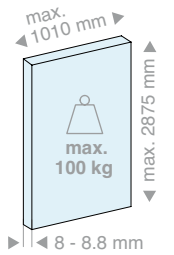
DOOR OPENING SIZE



HV max: 3000 mm




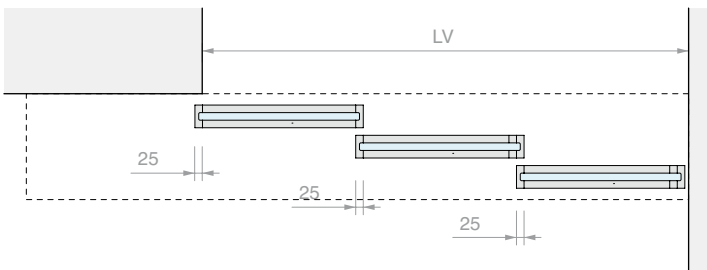
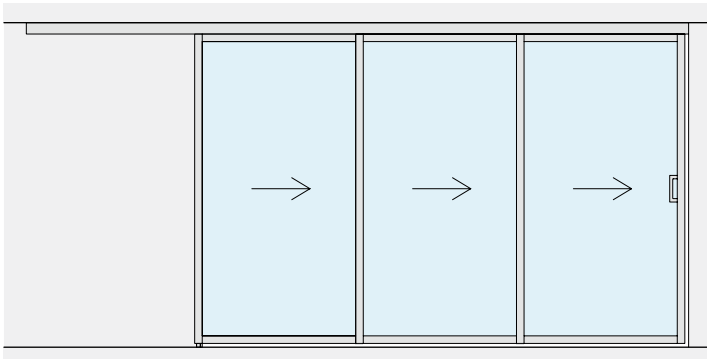
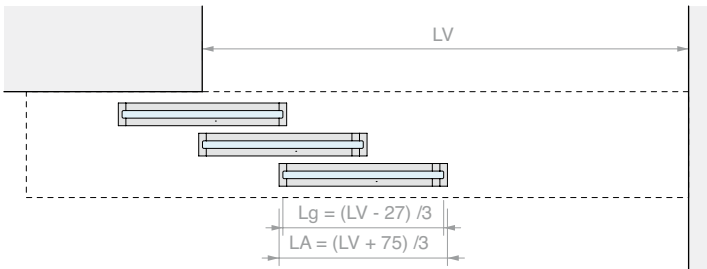
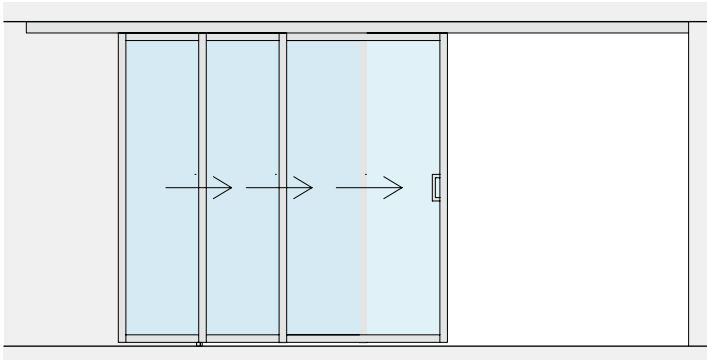

DOOR PANEL PANE



Kit comprising:

Art.	Description	Qty
LMINT-PCOV30.100	Sliding door panel kit with cover	2 Pcs
LMINT-PGUA30.100	Sliding door panel kit with gasket	1 Pcs
LM3V129.400	3-way ceiling fixing track	1 Pcs
LMCA065.400	Open cover for track	2 Pcs
LM64145TP33	Finishing cap	2 Pcs
057.3073.072	End stop with buffer	2 Pcs
057.3073.071	End stop without buffer	4 Pcs
LM5IN-3AT31	Synchronism kit for 3 dragging doors	1 Pcs
HAND32140VHB	Adhesive handle	2 Pcs
Optional		
042.3102.071	Softbreak damper, for panels from 30 to 55 kg	1 or 2 Pcs

Art.	LV max	Qty
LMT6513.400	3060 mm	1 Pcs





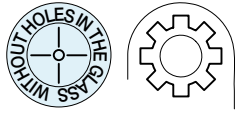




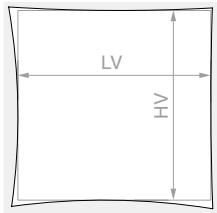
SLIDING DOOR KIT WITH FRAME, CEILING FIXING TRIPLE DRAGGING DOOR AND FIXED GLASS

Material: Aluminium

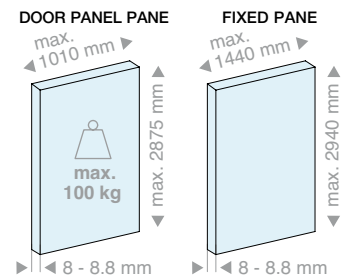
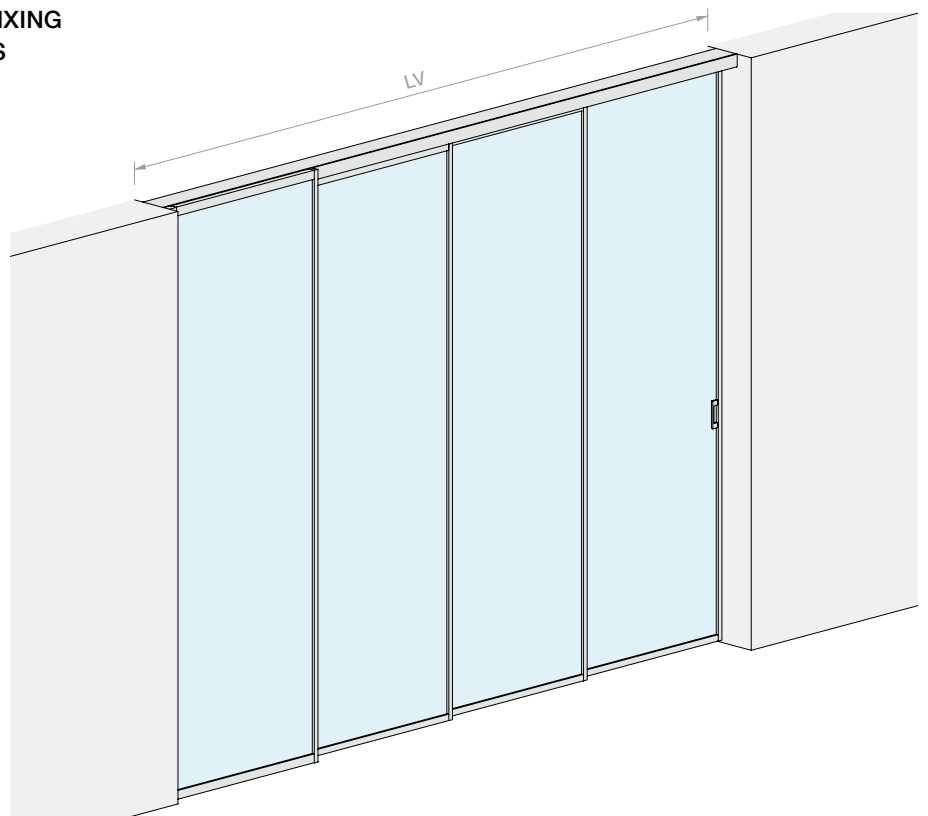
Finish: /6 /88 /97



DOOR OPENING SIZE




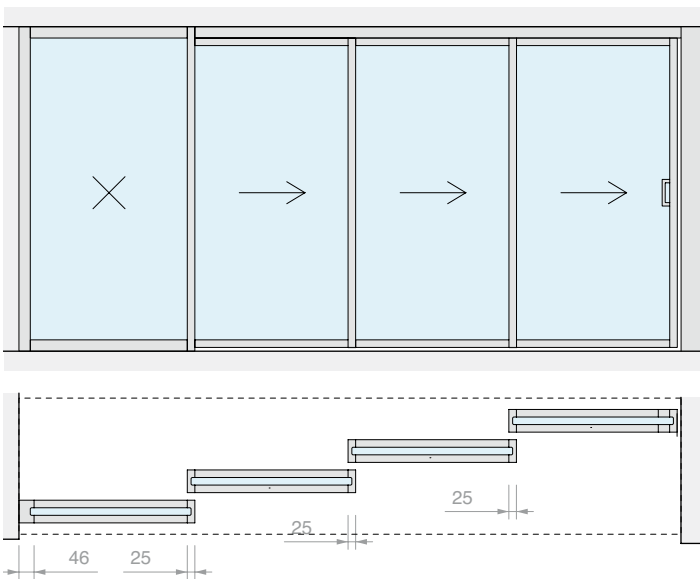
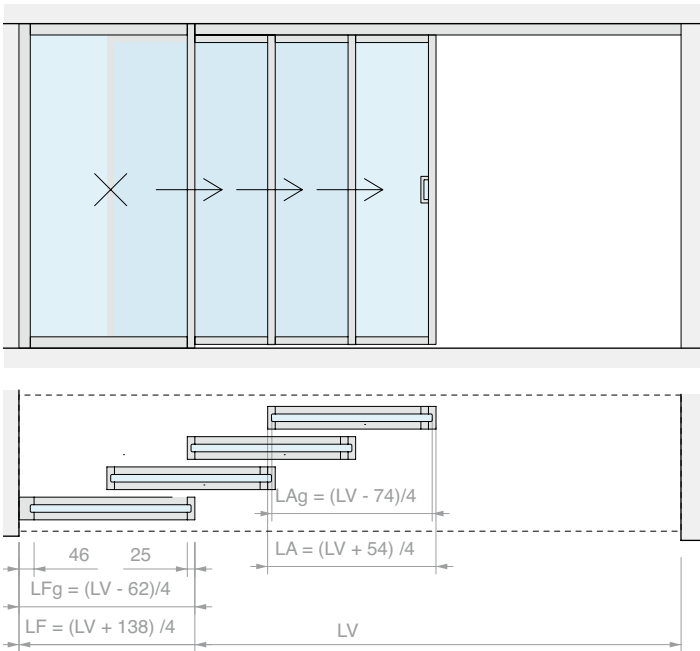
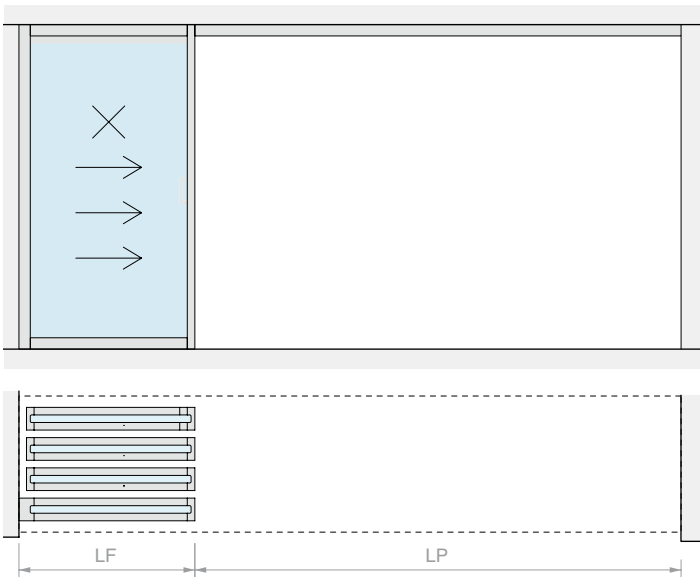
HV max: 3000 mm



Kit comprising:

Art.	Description	Qty
LMINT-PCOV30.100	Sliding door panel kit with cover	2 Pcs
LMINT-PGUA30.100	Sliding door panel kit with gasket	1 Pcs
LMINT-VFIX30.100	Framed fixed glass kit	1 Pcs
LM3V129.400	3-way ceiling fixing track	1 Pcs
FOU1013.30	U profile	1 Pcs
LMCA065.400	Open cover for track	2 Pcs
057.3073.072	End stop with buffer	2 Pcs
057.3073.071	End stop without buffer	4 Pcs
LMSIN-3AT31	Synchronism kit for 3 dragging doors	1 Pcs
HAND32140VHB	Adhesive handle	2 Pcs
Optional		
042.3102.071	Softbreak damper, for panels from 30 to 55 kg	1 or 2 Pcs

Art.	LV max	Qty
LMT6513F.400	4000 mm	1 Pcs









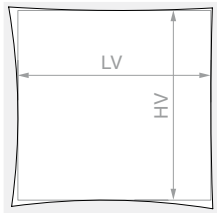
SLIDING DOOR KIT WITH FRAME, WALL FIXING SINGLE DOOR

Material: Aluminium

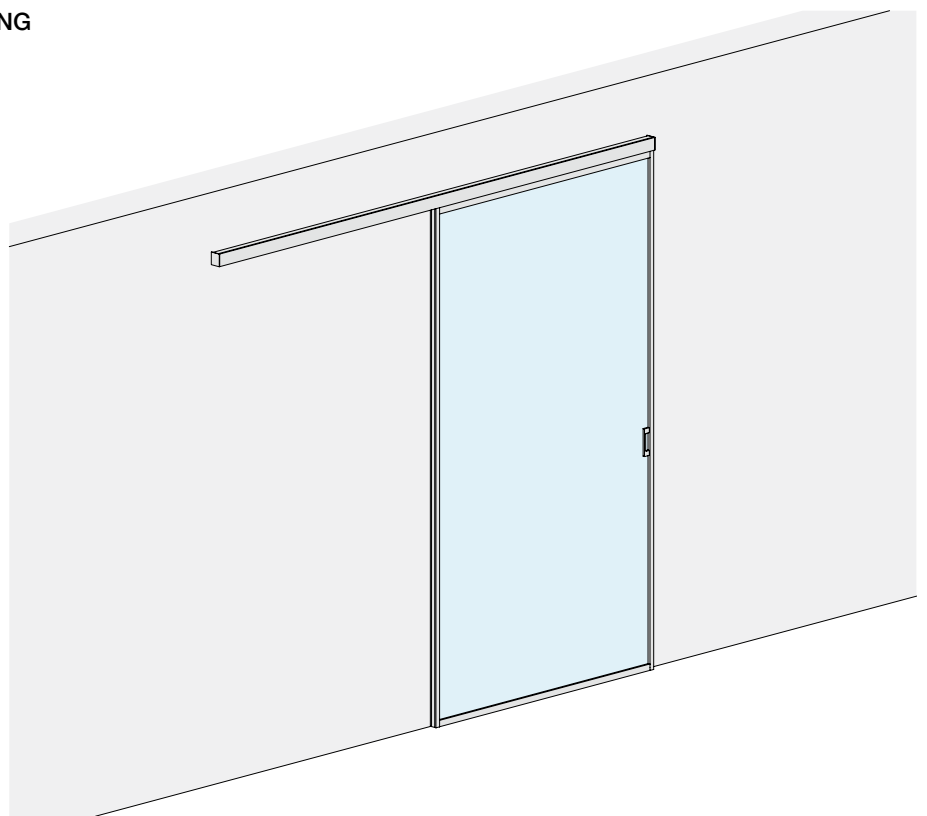
Finish: /6 /88 /97



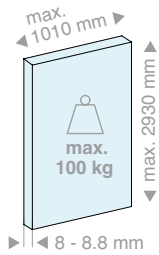
DOOR OPENING SIZE



HV max: 3000 mm



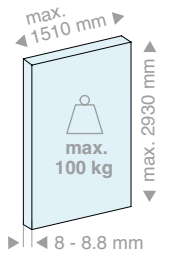
DOOR PANEL PANE



Kit comprising:

Art.	Description	Qty
LMINT-PCOV30.100	Sliding door panel kit with cover	1 Pc
LM04855.200	Wall fixing track	1 Pc
LMCC065.200	Open cover for track	1 Pc
LM64055TP33	Finishing cap	2 Pcs
057.3073.072	End stop with buffer	2 Pcs
LMINT-GT915	Floor guide	1 Pc
HAND32140VHB	Adhesive handle	2 Pcs
Optional		
042.3102.072	Softbreak damper, 20-60 kg	1 Pc
042.3102.071	Softbreak damper, 61-100 kg	1 Pc

DOOR PANEL PANE

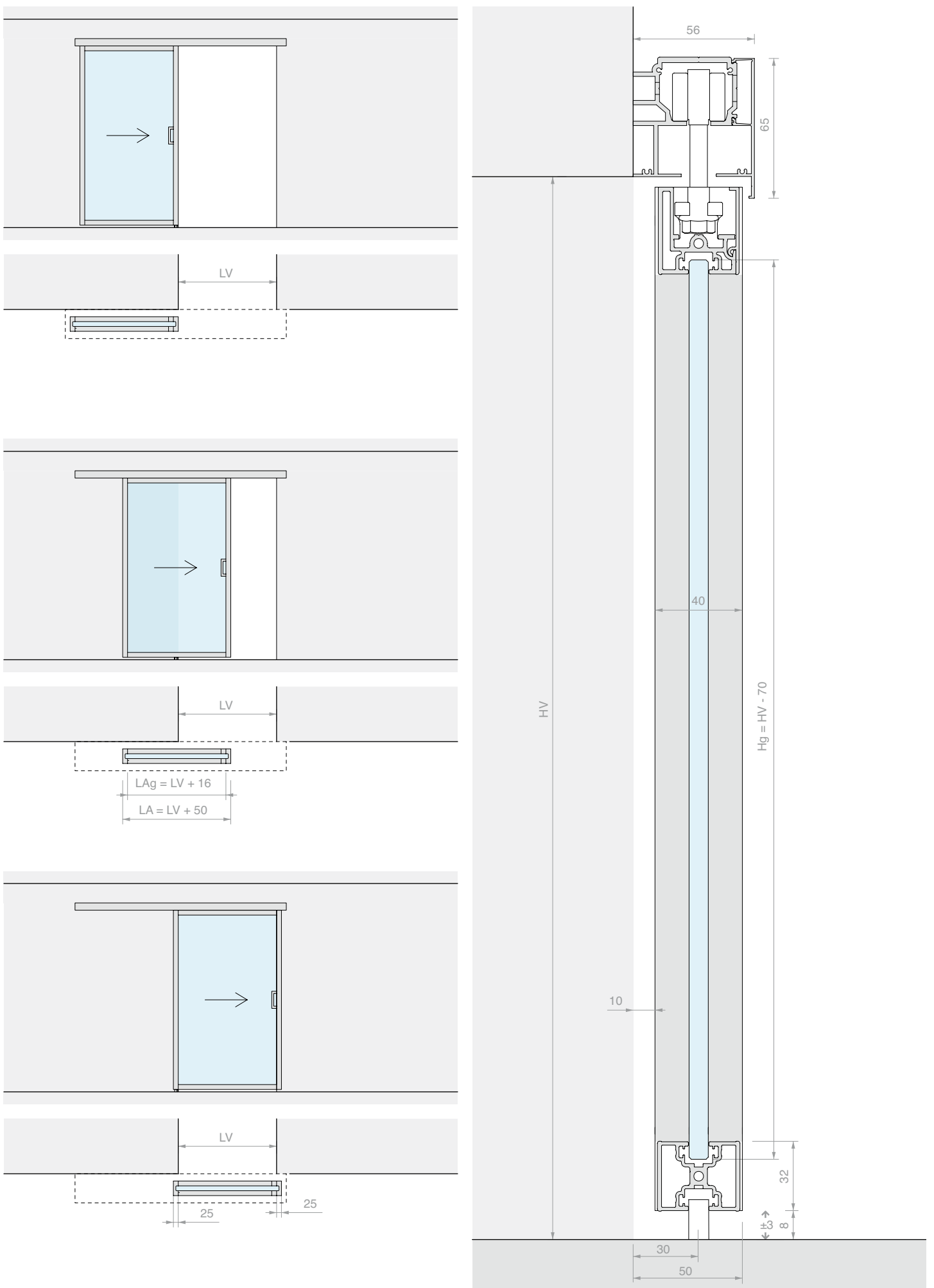


Kit comprising:

Art.	Description	Qty
LMINT-PCOV30.150	Sliding door panel kit with cover	1 Pc
LM04855.300	Wall fixing track	1 Pc
LMCC065.300	Open cover for track	1 Pc
LM64055TP33	Finishing cap	2 Pcs
057.3073.072	End stop with buffer	2 Pcs
LMINT-GT915	Floor guide	1 Pc
HAND32140VHB	Adhesive handle	2 Pcs
Optional		
042.3102.072	Softbreak damper, 20-60 kg	1 Pc
042.3102.071	Softbreak damper, 61-100 kg	1 Pc

Art.	LV max	Qty
LMT6521.200	995 mm	1 Pc

Art.	LV max	Qty
LMT6521.300	1495 mm	1 Pc





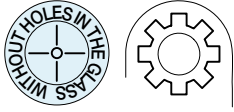




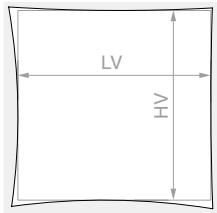
SLIDING DOOR KIT WITH FRAME, WALL FIXING DOUBLE SYNCHRONISED DOOR

Material: Aluminium

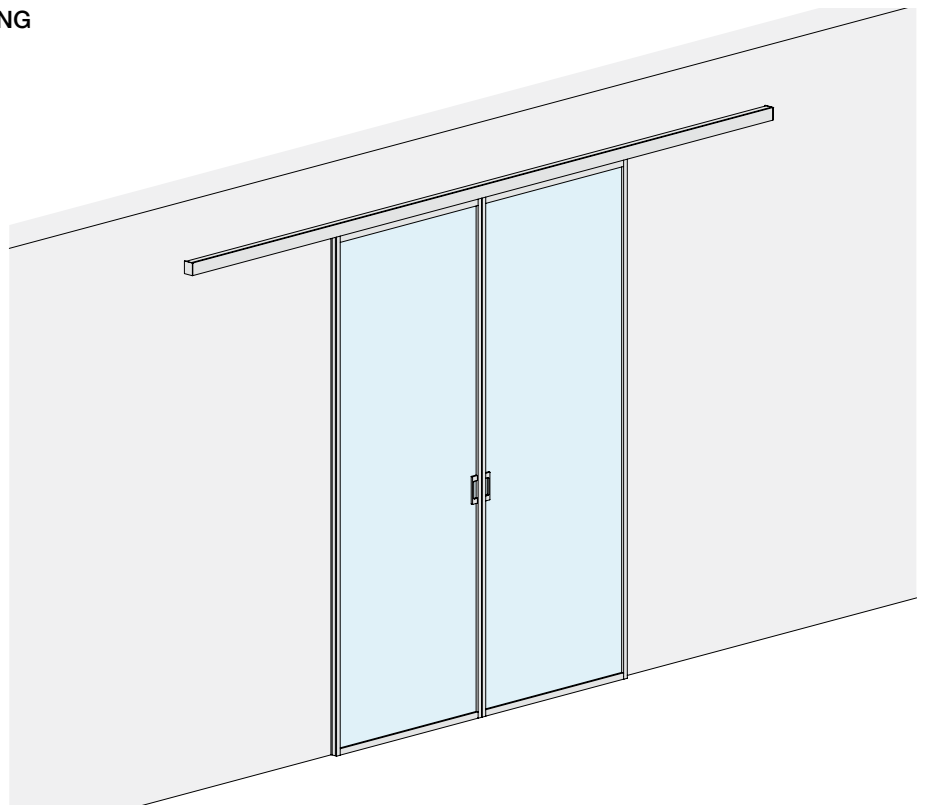
Finish: /6 /88 /97



DOOR OPENING SIZE



HV max: 3000 mm



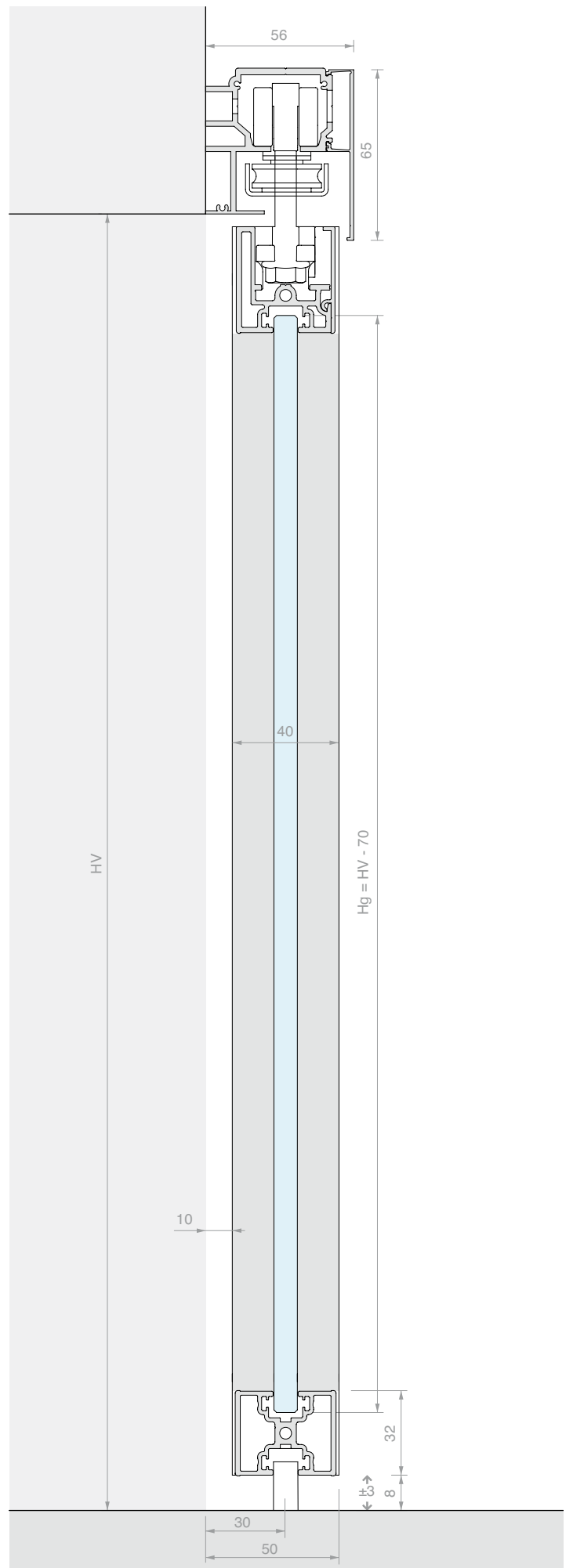
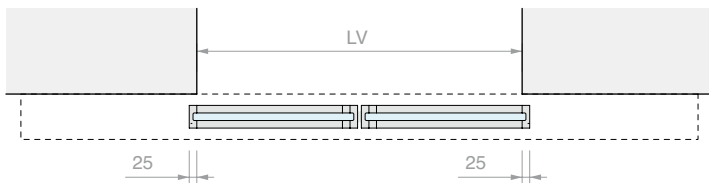
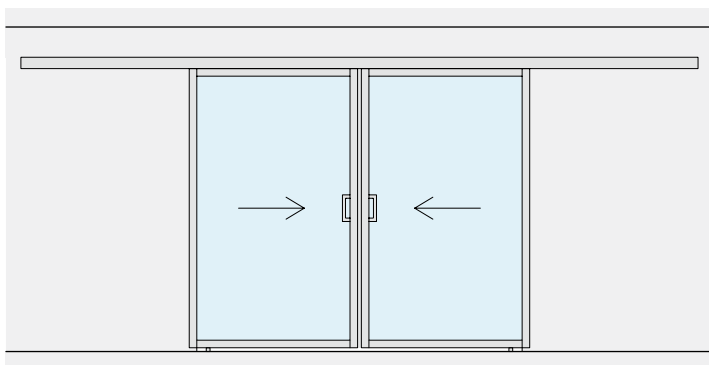
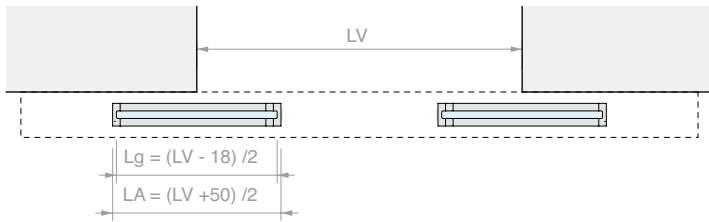
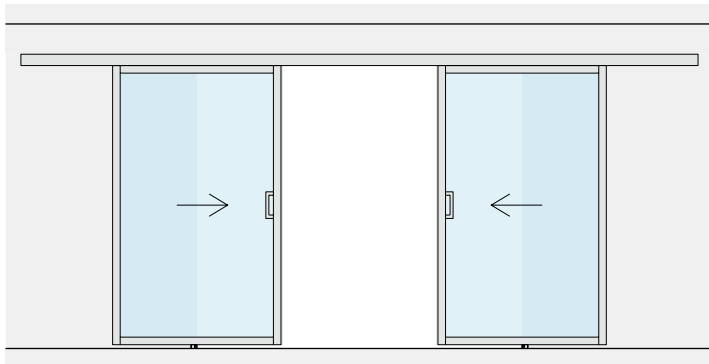

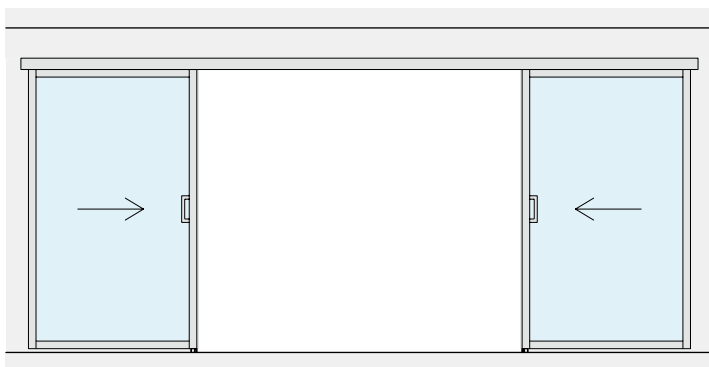
DOOR PANEL PANE



Kit comprising:

Art.	Description	Qty
LMINT-PGUA30.100	Sliding door panel kit with gasket	2 Pcs
LM04855.400	Wall fixing track	1 Pcs
LMCA065.400	Open cover for track	1 Pcs
LM64055TP33	Finishing cap	2 Pcs
057.3073.071	End stop without buffer	4 Pcs
LMSIN-2AC11	Synchronism kit for 2 in-line door panels	1 Pcs
HAND32140VHB	Adhesive handle	4 Pcs
Optional		
042.3102.072	Softbreak damper, 20-60 kg	1 Pcs
042.3102.071	Softbreak damper, 61-100 kg	1 Pcs

Art.	LV max	Qty
LMT6521.400	2040 mm	1 Pcs

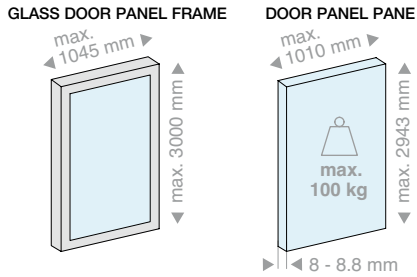
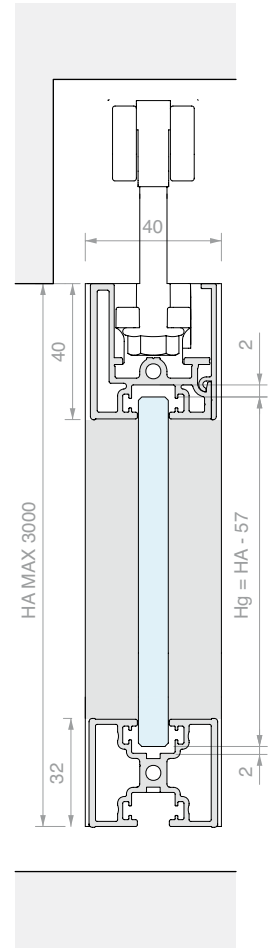
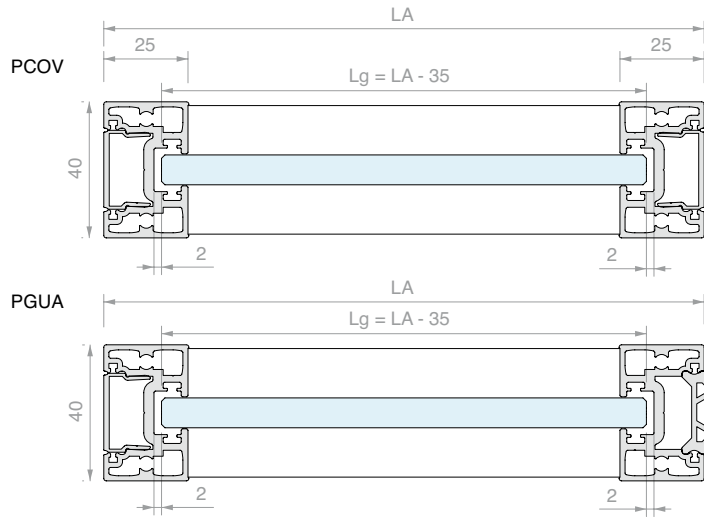





SLIDING DOOR KIT WITH FRAME AND COVER OR SIDE GASKET

Material: Aluminium

Finish: /6 /88 /97

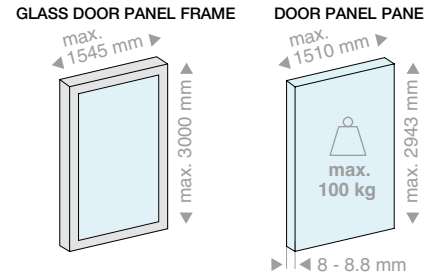


Kit comprising:

Art.	Description	Qty
LM36040.100	Upper crosspiece	1 Pc
LM0040C.100	Cover for upper crosspiece	1 Pc
LM32040.100	Crosspiece for panel	1 Pc
LM25040.300	Side column	2 Pcs
LM0023C.300	Side cover	1 or 2 Pcs
REGTERGUA	Sealing gasket	3 Pcs
LMINT-AM11	Installation kit	1 Pc
CARVIT8X50-A2	Roller with screw and nut	2 Pcs

Only in PGUA kit with gasket

GB01.30	Door striking gasket	1 Pc
----------------	----------------------	------



Kit comprising:

Art.	Description	Qty
LM36040.150	Upper crosspiece	1 Pc
LM0040C.150	Cover for upper crosspiece	1 Pc
LM32040.150	Crosspiece for panel	1 Pc
LM25040.300	Side column	2 Pcs
LM0023C.300	Side cover	1 or 2 Pcs
REGTERGUA	Sealing gasket	3 Pcs
LMINT-AM11	Installation kit	1 Pc
CARVIT8X50-A2	Roller with screw and nut	2 Pcs

Only in PGUA kit with gasket

GB01.30	Door striking gasket	1 Pc
----------------	----------------------	------

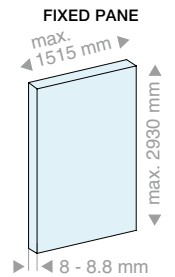
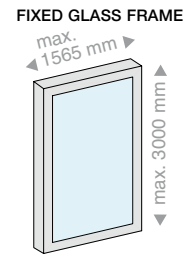
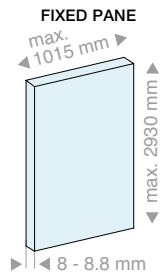
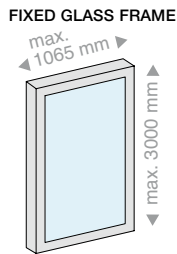
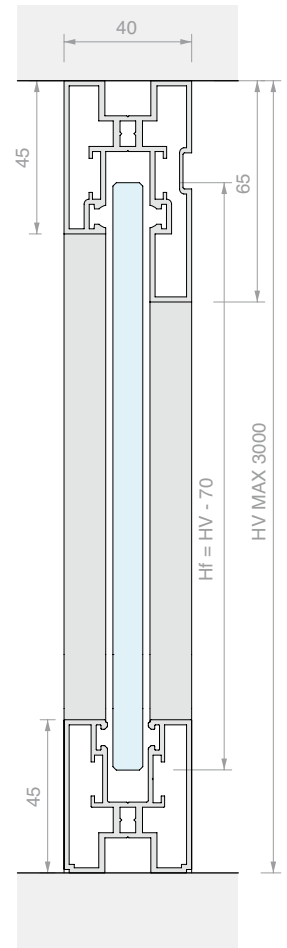
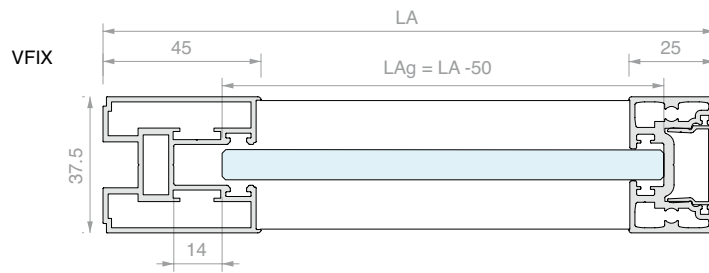

Art.	LA max	Qty
LMINT-PCOV30.100	1045 mm	1 Pc
LMINT-PGUA30.100	1045 mm	1 Pc

Art.	LA max	Qty
LMINT-PCOV30.150	1545 mm	1 Pc
LMINT-PGUA30.150	1545 mm	1 Pc

FRAMED FIXED GLASS KIT

Material: Aluminium

Finish: 



Kit comprising:

Art.	Description	Qty
LM38065.100	Upper crosspiece	1 Pc
LM38045.100	Lower crosspiece	1 Pc
LM40045.300	Vertical column	1 Pc
LM25040.300	Side column	1 Pc
LM0023C.300	Side cover	1 Pc
REGTERGUA	Sealing gasket	1 Pc
GP77	Sealing gasket	10 m
VIT7981-4.8X60-ZN	Fixing screw	4 Pcs

Kit comprising:

Art.	Description	Qty
LM38065.150	Upper crosspiece	1 Pc
LM38045.150	Lower crosspiece	1 Pc
LM40045.300	Vertical column	1 Pc
LM25040.300	Side column	1 Pc
LM0023C.300	Side cover	1 Pc
REGTERGUA	Sealing gasket	1 Pc
GP77	Sealing gasket	12 m
VIT7981-4.8X60-ZN	Fixing screw	4 Pcs

Art.	LA max	Qty
LMINT-VFIX30.100	1065 mm	1 Pc

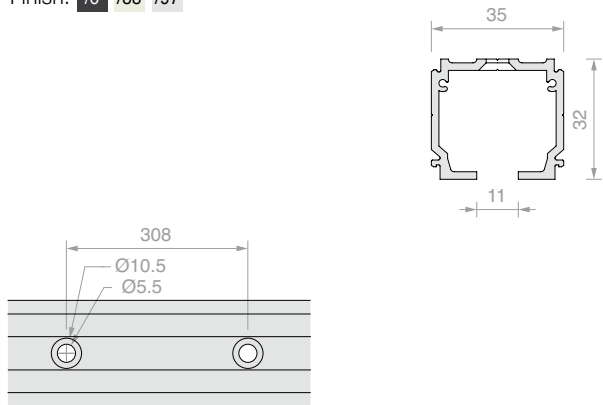
Art.	LA max	Qty
LMINT-VFIX30.150	1565 mm	1 Pc




CEILING FIXING SINGLE TRACK

Material: Aluminium

Finish: /6 /88 /97



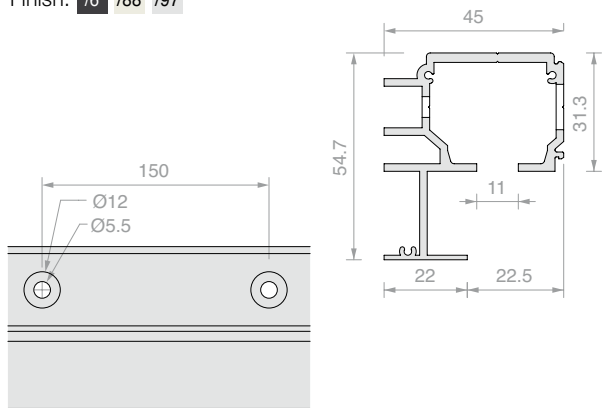
Art.	Length	Qty
LM21.200	1998 mm	1 Pc
LM21.300	2998 mm	1 Pc
LM21.400	3998 mm	1 Pc
LM21.600	6000 mm	1 Pc



WALL FIXING TRACK

Material: Aluminium

Finish: /6 /88 /97



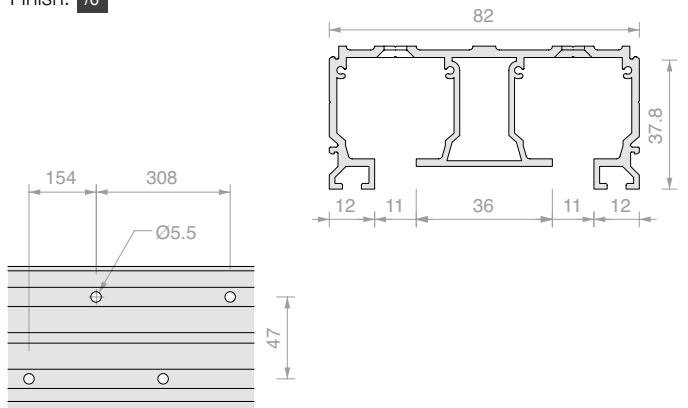
Art.	Length	Qty
LM04855.200	1998 mm	1 Pc
LM04855.300	2998 mm	1 Pc
LM04855.400	3998 mm	1 Pc
LM04855.600	6000 mm	1 Pc



2-WAY CEILING FIXING TRACK

Material: Aluminium

Finish: /6




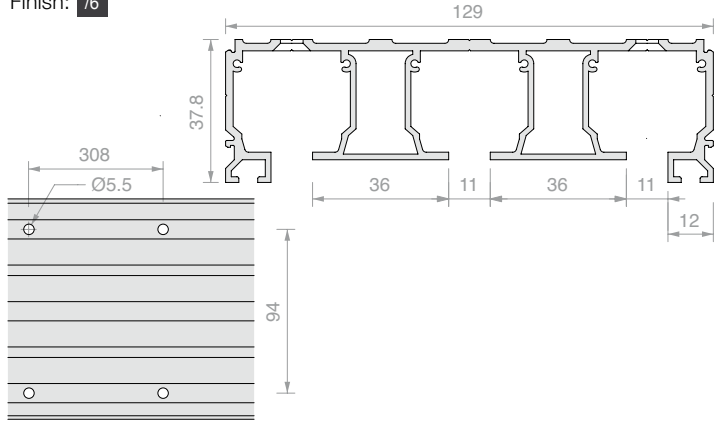
Art.	Length	Qty
LM2V082.200	1998 mm	1 Pc
LM2V082.300	2998 mm	1 Pc
LM2V082.400	3998 mm	1 Pc
LM2V082.600	6000 mm	1 Pc



3-WAY CEILING FIXING TRACK

Material: Aluminium

Finish: 



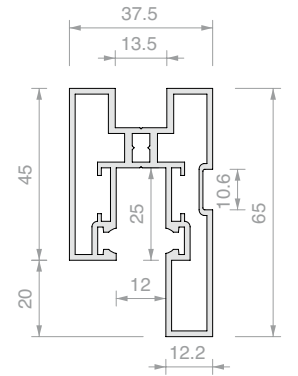
Art.	Length	Qty
LM3V129.200	1998 mm	1 Pc
LM3V129.300	2998 mm	1 Pc
LM3V129.400	3998 mm	1 Pc
LM3V129.600	6000 mm	1 Pc



UPPER CROSSPIECE FOR FIXED GLASS

Material: Aluminium

Finish: 



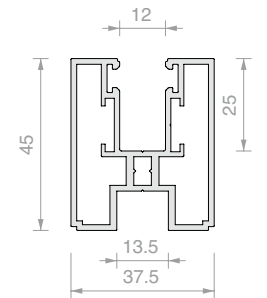
Art.	Length	Qty
LM38065.100	996 mm	1 Pc
LM38065.150	1498 mm	1 Pc
LM38065.300	3000 mm	1 Pc



LOWER CROSSPIECE FOR FIXED GLASS

Material: Aluminium

Finish: 



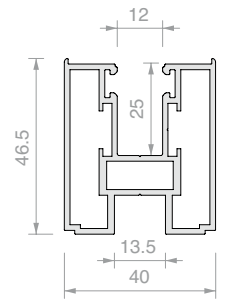
Art.	Length	Qty
LM38045.100	996 mm	1 Pc
LM38045.150	1498 mm	1 Pc
LM38045.300	3000 mm	1 Pc



VERTICAL COLUMN FOR FIXED GLASS

Material: Aluminium

Finish: /6 /88 /97



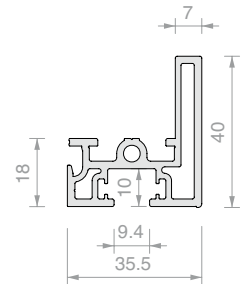
Art.	Length	Qty
LM40045.300	3000 mm	1 Pc
LM40045.400	4000 mm	1 Pc



UPPER CROSSPIECE FOR DOOR

Material: Aluminium

Finish: /6 /88 /97



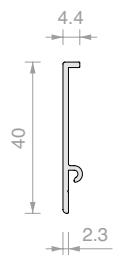
Art.	Length	Qty
LM36040.100	996 mm	1 Pc
LM36040.150	1498 mm	1 Pc
LM36040.300	3000 mm	1 Pc



COVER FOR UPPER CROSSPIECE FOR DOOR

Material: Aluminium

Finish: /6 /88 /97



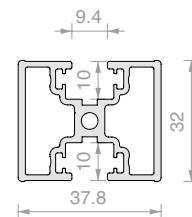
Art.	Length	Qty
LM0040C.100	996 mm	1 Pc
LM0040C.150	1498 mm	1 Pc
LM0040C.300	3000 mm	1 Pc



CROSSPIECE FOR DOOR

Material: Aluminium

Finish: **/6** /88 /97



Art.	Length	Qty
LM32040.100	996 mm	1 Pc
LM32040.150	1498 mm	1 Pc
LM32040.300	3000 mm	1 Pc

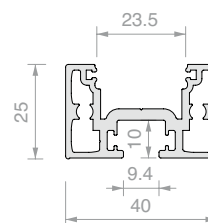


SIDE COLUMN FOR DOOR

Material: Aluminium

With machinings

Finish: **/6** /88 /97



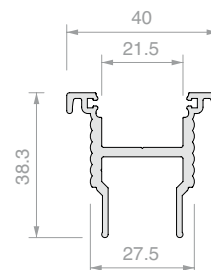
Art.	Length	Qty
LM25040.300	3000 mm	1 Pc
LM25040.400	4000 mm	1 Pc



FULL-LENGTH HANDLE PROFILE

Material: Aluminium

Finish: **/6** /88 /97




Art.	Length	Qty
LMC0038.300	3000 mm	1 Pc
LMC0038.400	4000 mm	1 Pc



FIXING KIT FOR FULL-LENGTH HANDLE PROFILE LMC0038

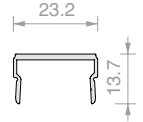
Art.	Qty
LMINT-AM22	1 Pc



SIDE COVER FOR DOOR

Material: Aluminium

Finish: /6 /88 /97



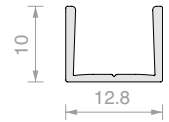
Art.	Length	Qty
LM0023C.300	3000 mm	1 Pc
LM0023C.400	4000 mm	1 Pc



U PROFILE

Material: Aluminium

Finish: /6 /88 /97



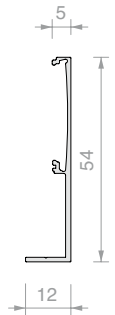
Art.	Length	Qty
FOU1013.30	3000 mm	1 Pc



TRACK COVER

Material: Aluminium

Finish: /6 /88 /97



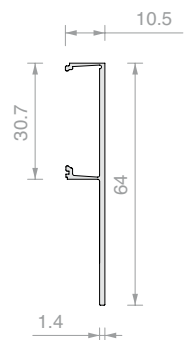
Art.	Length	Qty
LM0055C.200	1998 mm	1 Pc
LM0055C.300	2998 mm	1 Pc
LM0055C.400	3998 mm	1 Pc
LM0055C.600	6000 mm	1 Pc



OPEN COVER FOR TRACK

Material: Aluminium

Finish: /6 /88 /97



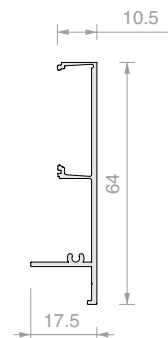
Art.	Length	Qty
LMCA065.100	996 mm	1 Pc
LMCA065.150	1496 mm	1 Pc
LMCA065.200	1998 mm	1 Pc
LMCA065.300	2998 mm	1 Pc
LMCA065.400	3998 mm	1 Pc
LMCA065.600	6000 mm	1 Pc



CLOSED COVER FOR TRACK

Material: Aluminium

Finish:   



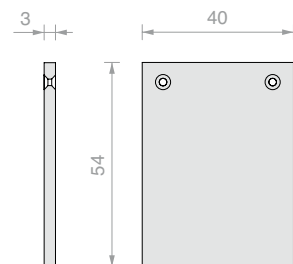
Art.	Length	Qty
LMCC065.100	996 mm	1 Pc
LMCC065.150	1496 mm	1 Pc
LMCC065.200	1998 mm	1 Pc
LMCC065.300	2998 mm	1 Pc
LMCC065.400	3998 mm	1 Pc
LMCC065.600	6000 mm	1 Pc



FINISHING CAP 2 SCREWS

Material: Aluminium

Finish:   



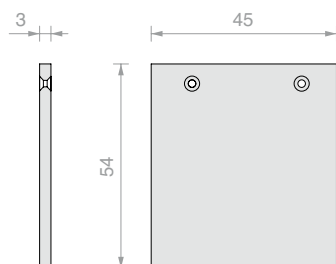
Art.	Qty
LM54040TP32	1 Pc



FINISHING CAP 2 SCREWS

Material: Aluminium

Finish:   



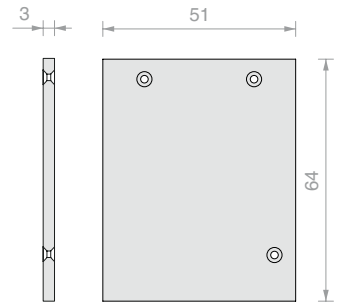
Art.	Qty
LM54049TP32	1 Pc



FINISHING CAP 3 SCREWS

Material: Aluminium

Finish: /6 /88 /97



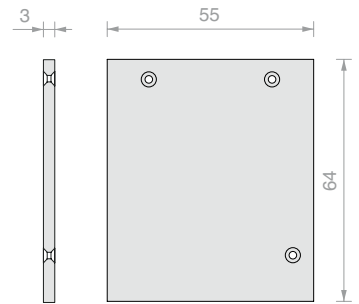
Art.	Qty
LM64051TP33	1 Pc



FINISHING CAP 3 SCREWS

Material: Aluminium

Finish: /6 /88 /97



Art.	Qty
LM64055TP33	1 Pc



FINISHING CAP 2 SCREWS

Material: Aluminium

Finish: /6 /88 /97



Art.	Qty
LM64098TP33	1 Pc



FINISHING CAP 2 SCREWS

Material: Aluminium

Finish: /6 /88 /97



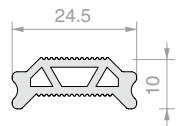
Art.	Qty
LM64145TP33	1 Pc



DOOR STRIKING GASKET

Material: TPE

Finish: /6



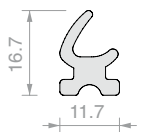
Art.	Length	Qty
GB01.30	3000 mm	1 Pc



SEALING GASKET WITH LIP

Material: TPE

Colour: Transparent



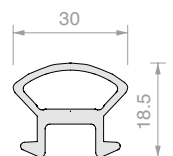
Art.	Length	Qty
REGTERGUA	3000 mm	1 Pc



BALLOON SEALING GASKET

Material: TPE

Finish: /6



Art.	Qty
GP77	1 m



SINGLE DOOR INSTALLATION KIT LMINT.ME.222

Art.	Qty
LMINT-AM11	1 Pc

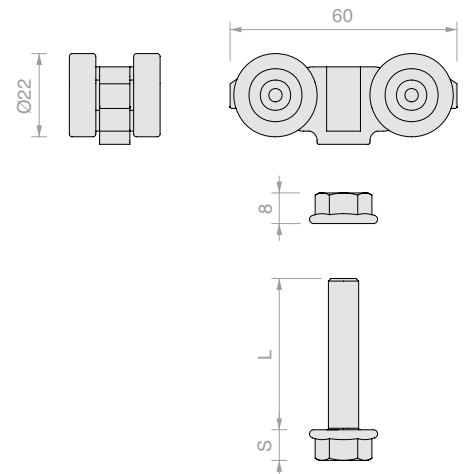


CONNECTING SCREW FOR CROSSPIECES AND COLUMNS
Material: galvanised steel

Art.	Dimensions	Qty
VIT7981-4.8X38-ZN	4.8 mm x 38 mm	1 Pc
VIT7981-4.8X60-ZN	4.8 mm x 60 mm	1 Pc



ROLLER WITH SCREW AND NUT

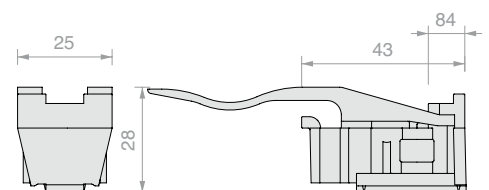


Art.	L	S	For clamps	Qty
CARVIT8X50-A2	50 mm	8 mm	CERPOS514	1 Pc
CARVIT8X40-A2	40 mm	8 mm	CERPOS514	1 Pc
057.3114.071	40 mm	6.6 mm	CERPOS170	1 Pc



END STOP WITH BUFFER

Material: ABS

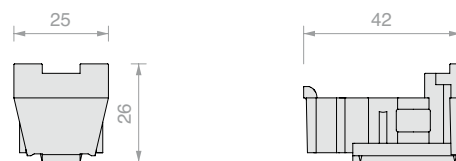


Art.	Q.ty
057.3073.072	1 Pc



END STOP WITHOUT BUFFER

Material: ABS

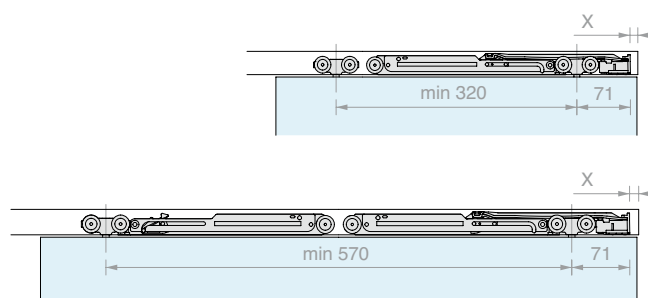


Art.	Q.ty
057.3073.071	1 Pc



SOFTBREAK DAMPER

Material: ABS, zamak and steel

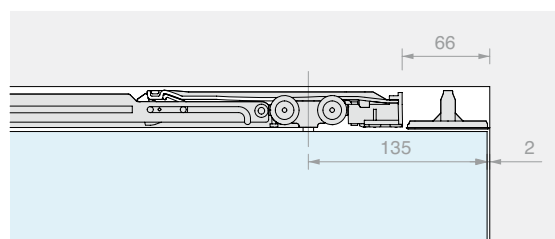


Art.	Load	Qty
042.3102.072	From 20 to 60 kg	1 Pc
042.3102.071	From 61 to 100 kg	1 Pc



SLOT COVER

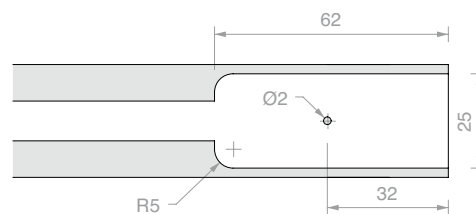
Material: ABS



Art.	Qty
042.3114.071	1 Pc



MACHINING FOR SLOT ON PROFILE



Art.	Qty
LMTAS	1 Pc



SYNCHRONISATION FOR 2 IN-LINE DOOR WITH FLOOR GUIDE

Art.	Qty
LMSIN-2AC11	1 Pc



SYNCHRONISATION FOR 2 DRAGGING DOORS WITH FLOOR GUIDE

Art.	Qty
LMSIN-2AT21	1 Pc



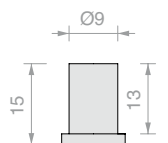
SYNCHRONISATION FOR 3 DRAGGING DOORS WITH FLOOR GUIDE

Art.	Qty
LMSIN-3AT31	1 Pc



FLOOR GUIDE

Material: POM, ABS and steel



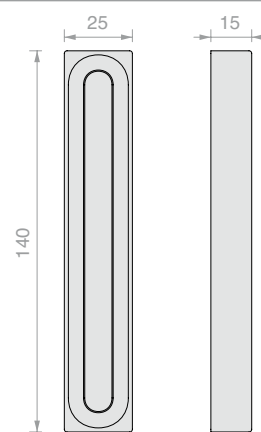
Art.	Qty
LMINT-GT915	1 Pc



HANDLE

Material: Aluminium

Finish: /88 /97 /R2



Art.

MFM14025

Qty

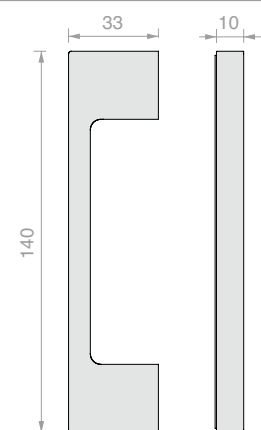
1 Pc



“C” HANDLE

Material: Aluminium

Finish: /88 /97 /R2

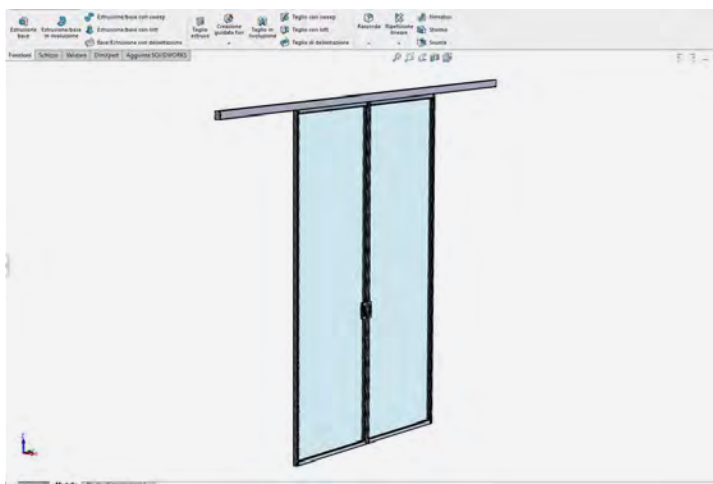


Art.

HAND32140VHB

Qty

1 Pc



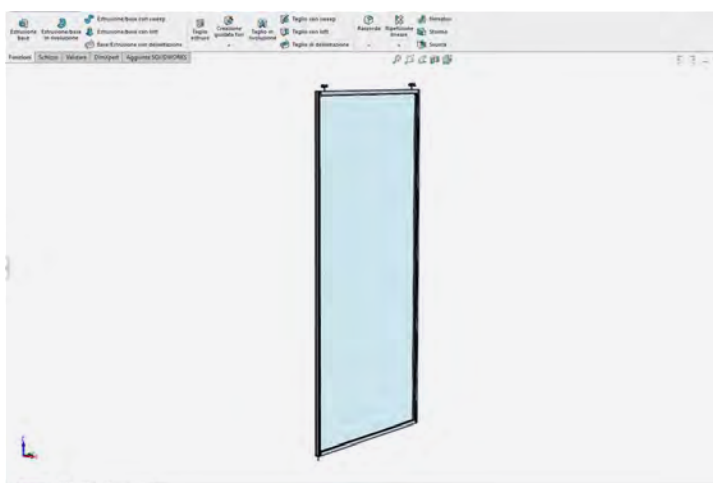
CALCULATION AND CUSTOM CUTTING FULLY FRAMED SYSTEM

Art.

LMTCUT

Qty

1 Pc



CALCULATION AND CUSTOM CUTTING SINGLE FRAMED DOOR

Art.

LMTCUTDR

Qty

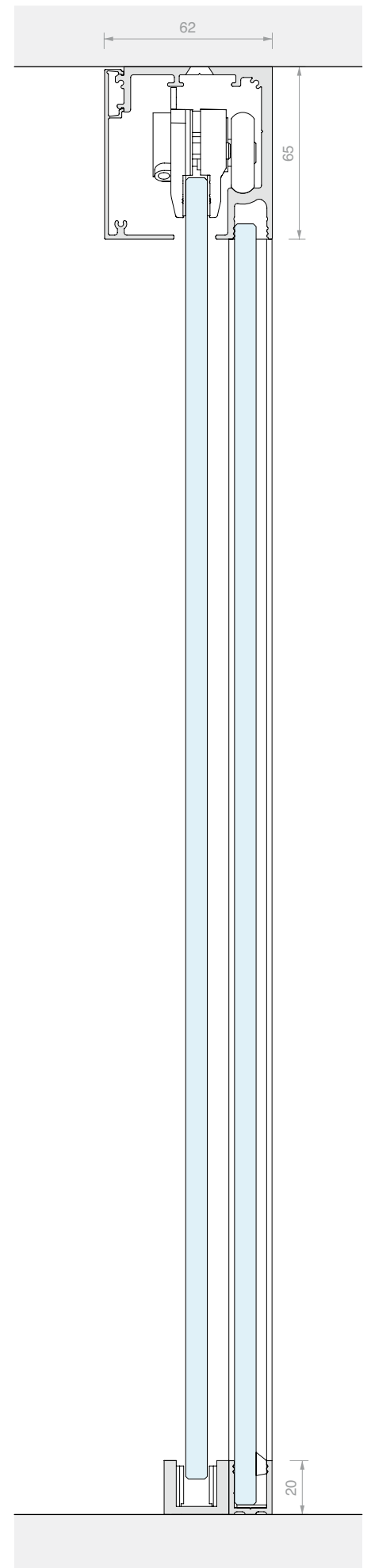

1 Pc

LM PORTA

Design

LM PORTA, simplicity and functionality for your sliding doors.
Explore the LM PORTA collection, with a square design and the same profile dimensions in all configurations.

Wall or ceiling fixing, with or without fixed glass, all in a 62 x 65 mm track.
In addition, the system can be fitted with a single damper per door panel which works when opening and closing.





/6
Matt black



/88
Brushed steel effect
aluminium

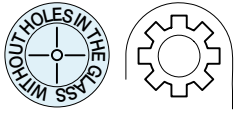


/97
Matt aluminium



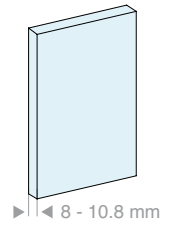
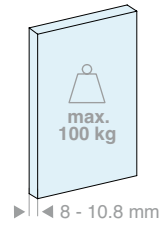
LM PORTA

Technical properties



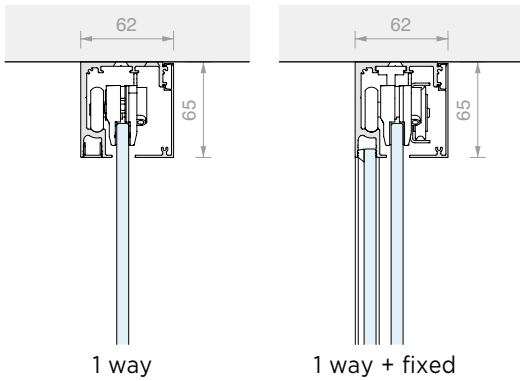
DOOR PANEL PANE

FIXED PANE

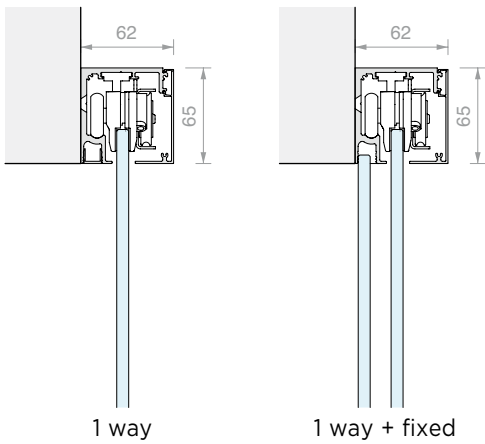


2 types of installation


Ceiling

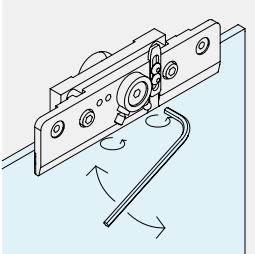
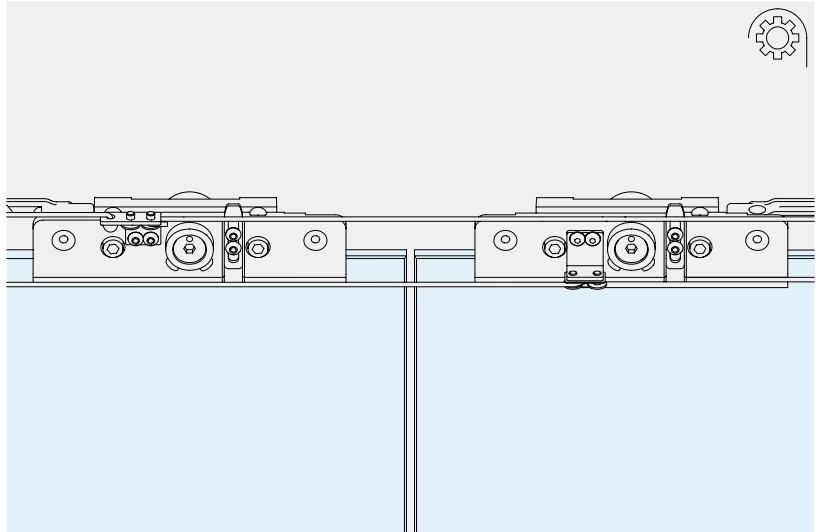
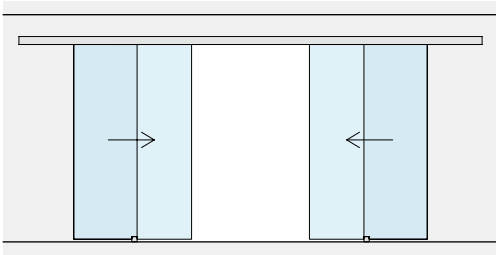


Wall



cover h = 65 mm



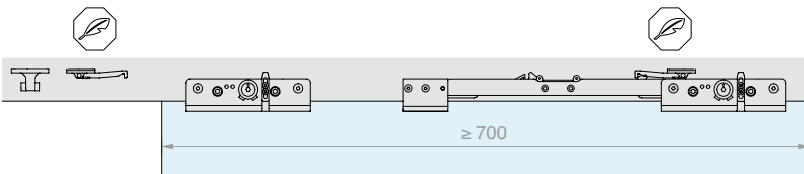


DOOR PANEL ADJUSTMENT

The height of the individual roller can be adjusted to change the position of the door panel by ± 3 mm.

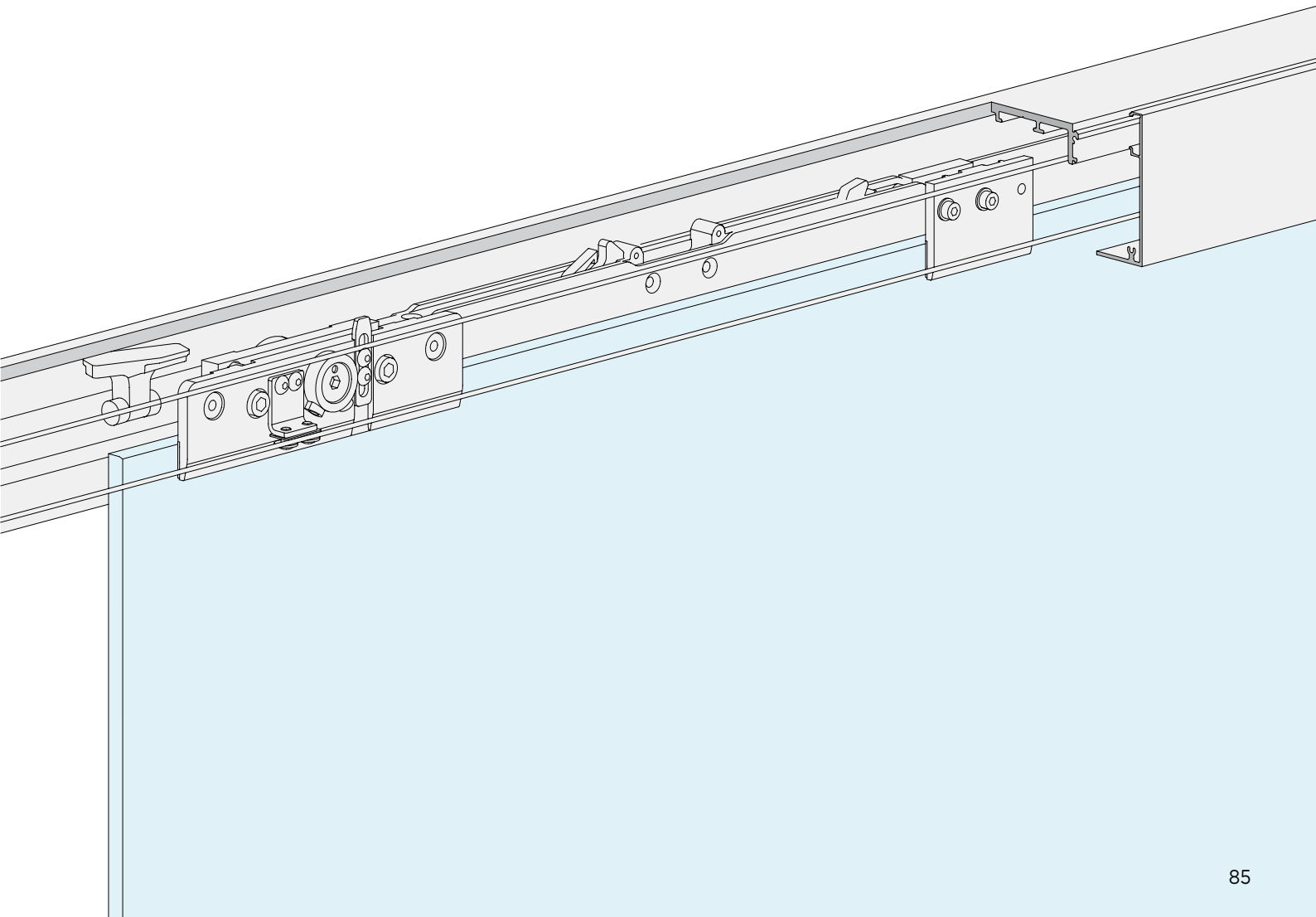
SYNCHRONISM

The following accessories are available for synchronisation simultaneous with 2 moving door panels.



SOFT CLOSE

The use of a single damper delivers delicate and controlled opening and closing.



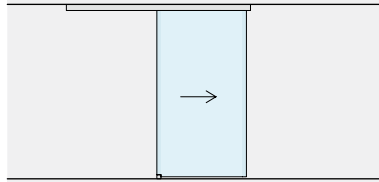


LM PORTA

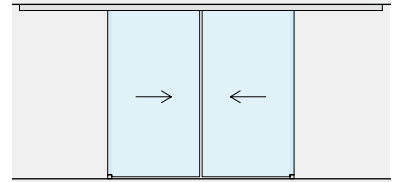
Kit

CEILING FIXING

MOVING DOORS

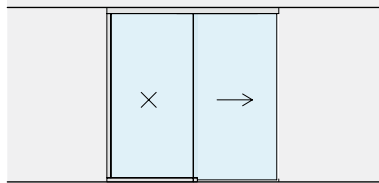


Page 90

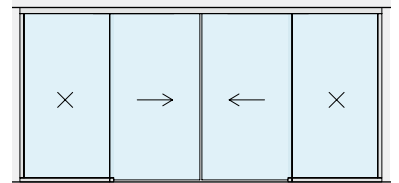


Page 94

MOVING DOORS
WITH FIXED GLASS



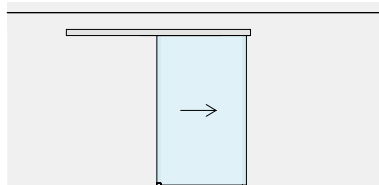
Page 98



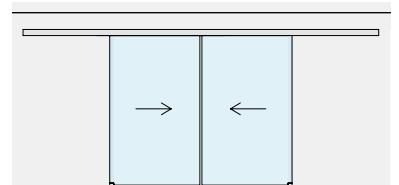
Page 102

WALL FIXING

MOVING DOORS

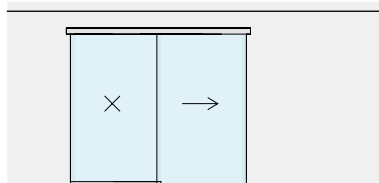


Page 106



Page 110

MOVING DOORS
WITH FIXED GLASS



Page 114



Page 118







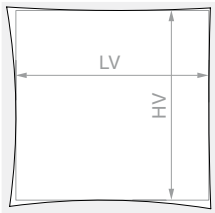
**SLIDING DOOR KIT, CEILING FIXING
SINGLE DOOR**

Material: Aluminium

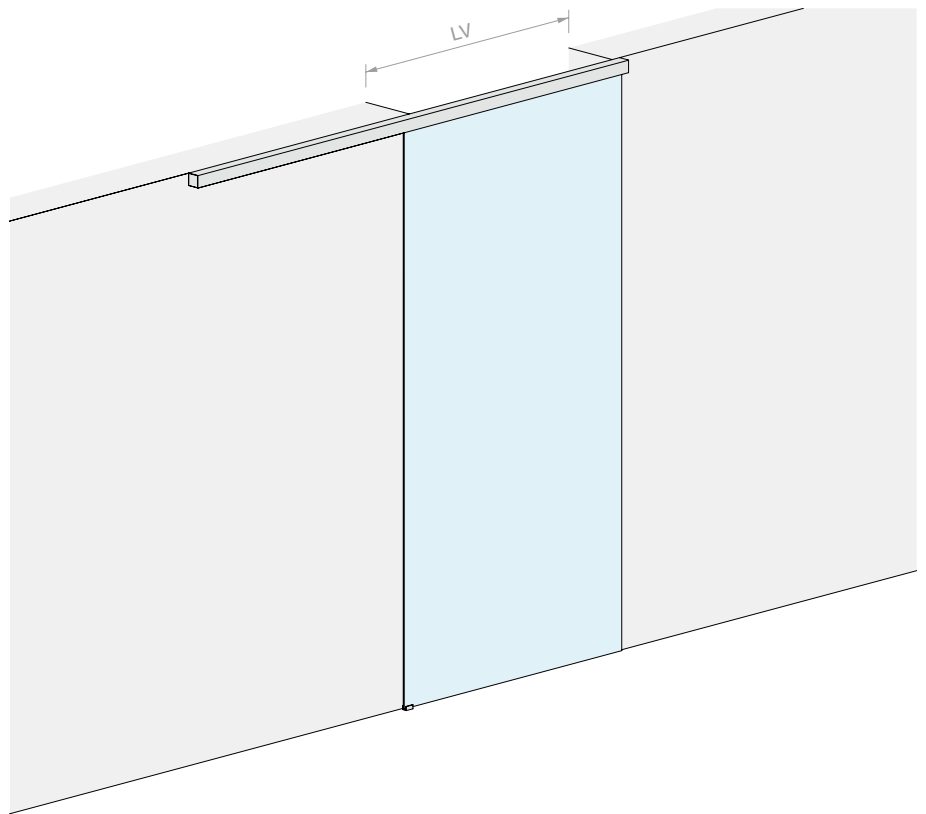
Finish: /6 /88 /97



DOOR OPENING SIZE



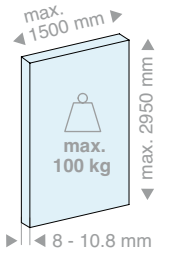
HV max: 3000 mm



DOOR PANEL PANE



DOOR PANEL PANE



Kit comprising:

Art.	Description	Qty
LM5864S.200	Ceiling fixing track	1 Pc
LM0064C.200	Track cover	1 Pc
LMC13.200	Finishing profile	1 Pc
LM63061TP33	Finishing cap	2 Pcs
CERPOS155	Clamp	2 Pcs
LMPS-STP55	End stop without buffer	2 Pcs
LMGF	Floor guide	1 Pc

Optional

LMDMP070Z	Dual action damper for 40-70 kg	1 Pc
LMDMP100Z	Dual action damper for 70-100 kg	1 Pc
LMPS-PSD55	Supporting clamp for damper	1 Pc
LMSIN-GA55	Softbreak damper activator	2 Pcs

Kit comprising:

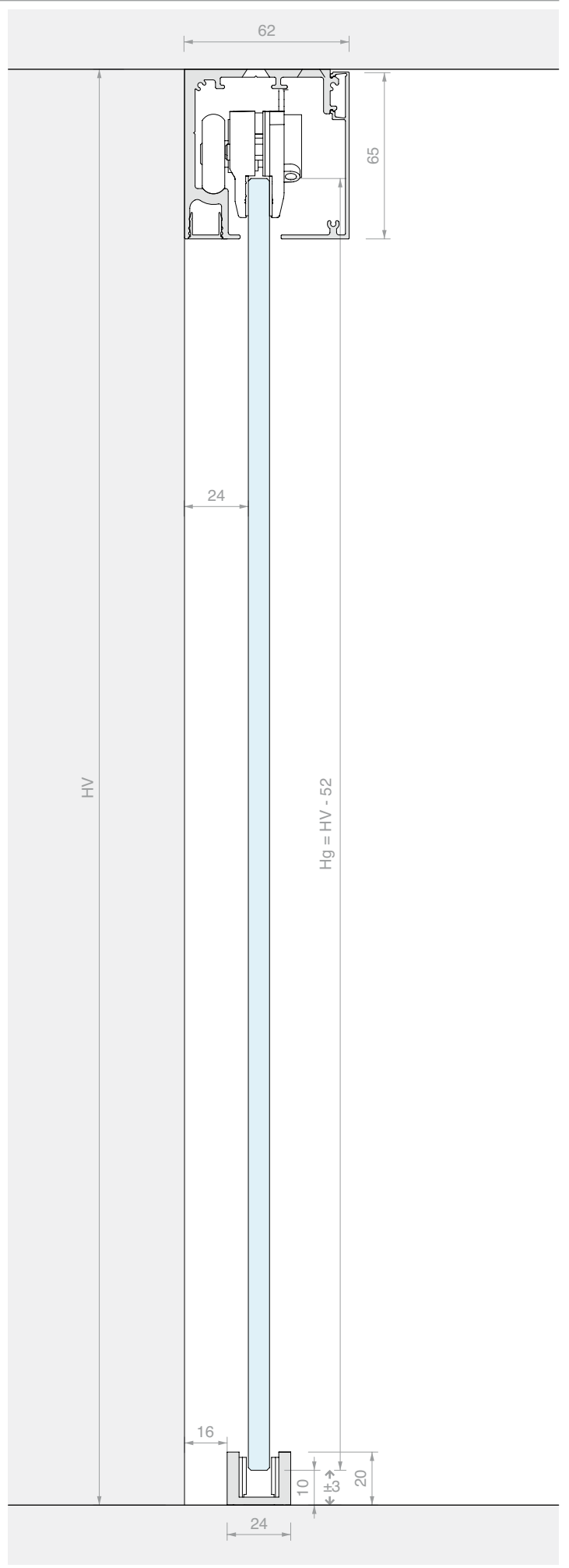
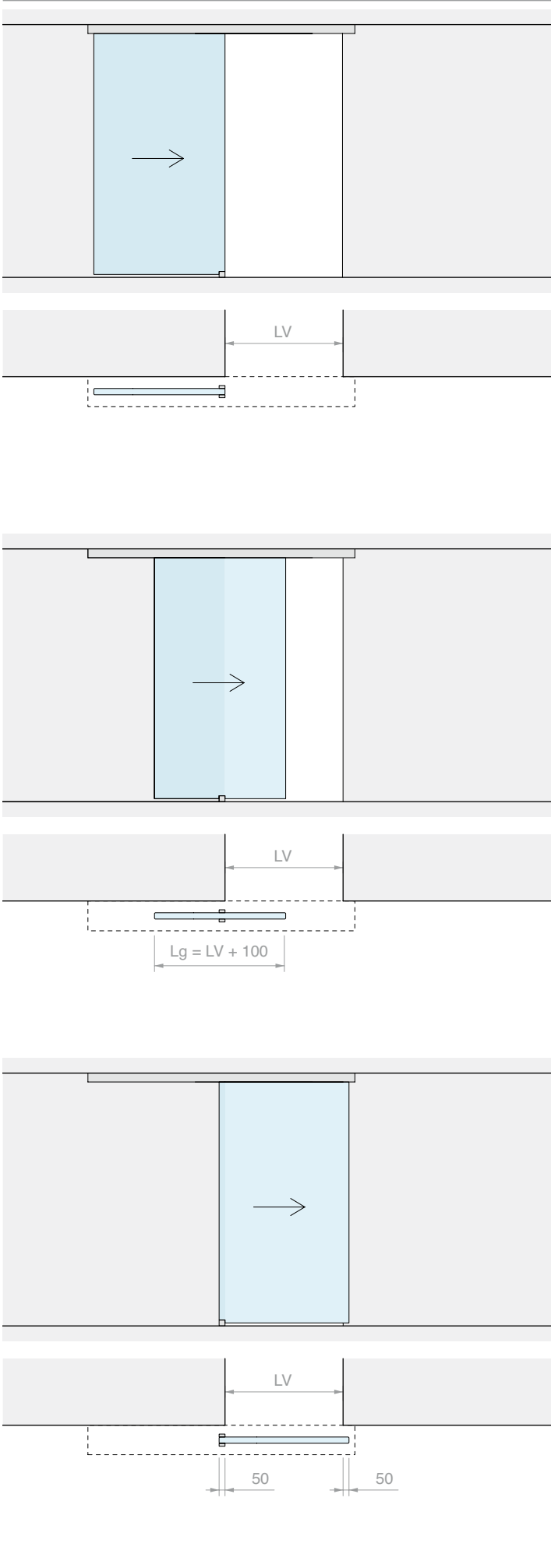
Art.	Description	Qty
LM5864S.300	Ceiling fixing track	1 Pc
LM0064C.300	Track cover	1 Pc
LMC13.300	Finishing profile	1 Pc
LM63061TP33	Finishing cap	2 Pcs
CERPOS155	Clamp	2 Pcs
LMPS-STP55	End stop without buffer	2 Pcs
LMGF	Floor guide	1 Pc

Optional

LMDMP070Z	Dual action damper for 40-70 kg	1 Pc
LMDMP100Z	Dual action damper for 70-100 kg	1 Pc
LMPS-PSD55	Supporting clamp for damper	1 Pc
LMSIN-GA55	Softbreak damper activator	2 Pcs

Art.	LV max	Qty
LMP6511.200	900 mm	1 Pc

Art.	LV max	Qty
LMP6511.300	1400 mm	1 Pc





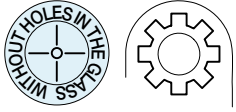




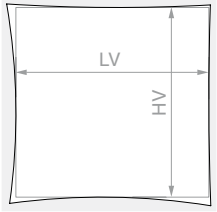
SLIDING DOOR KIT, CEILING FIXING DOUBLE SYNCHRONISED DOORS

Material: Aluminium

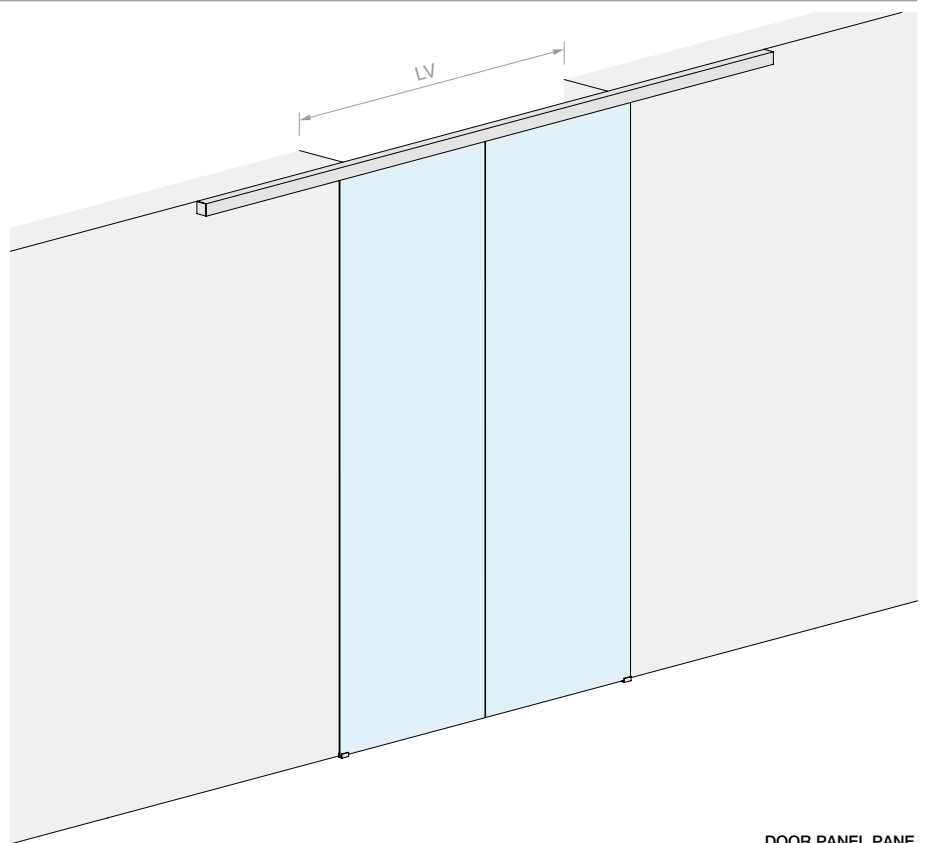
Finish: /6 /88 /97



DOOR OPENING SIZE



HV max: 3000 mm



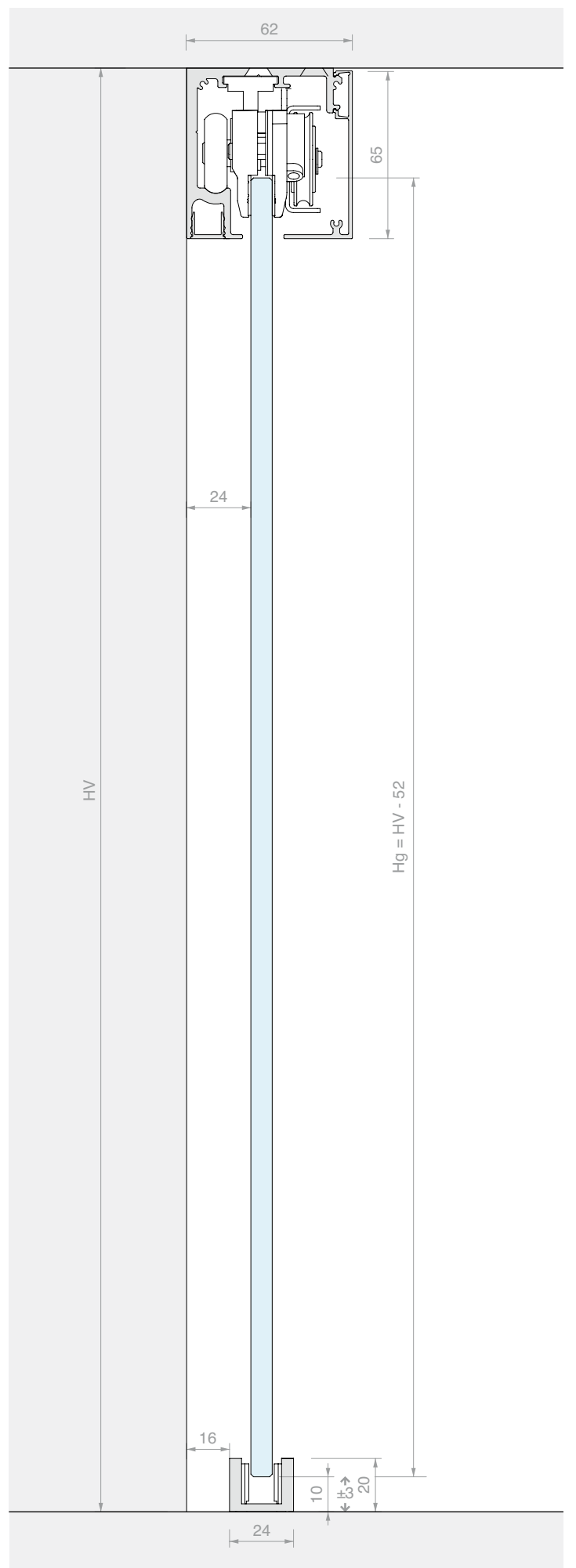
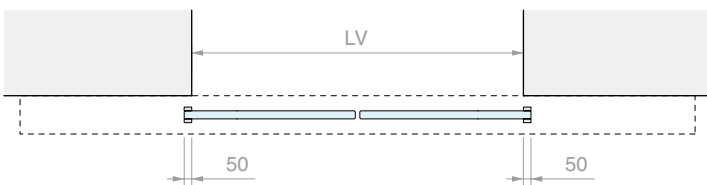
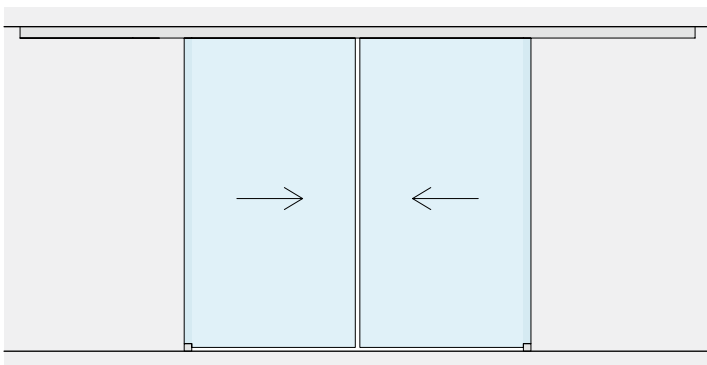
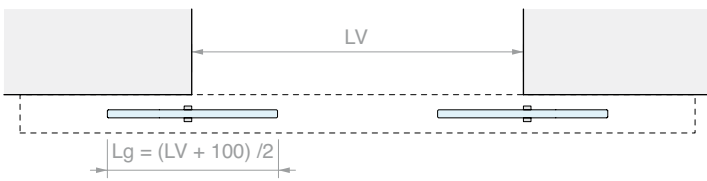
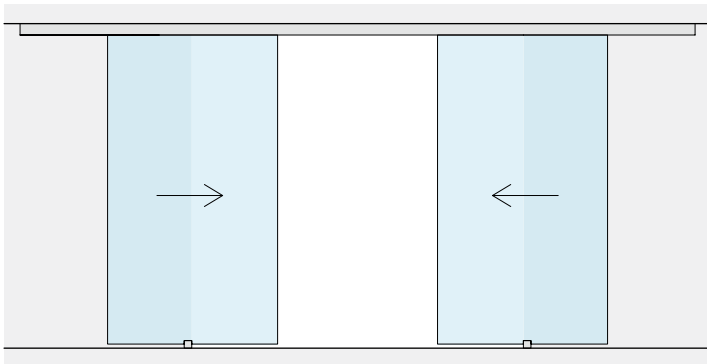

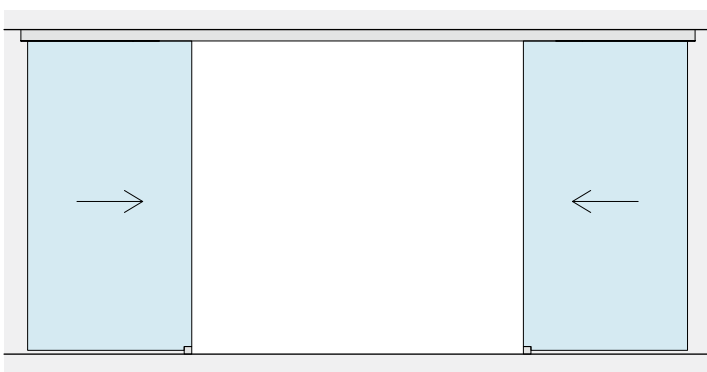
DOOR PANEL PANE



Kit comprising:

Art.	Description	Qty
LM5864S.400	Ceiling fixing track	1 Pc
LM0064C.400	Track cover	1 Pc
LMC13.200	Finishing profile	2 Pcs
LM63061TP33	Finishing cap	2 Pcs
CERPOS155	Clamp	4 Pcs
LMPS-STP55	End stop without buffer	4 Pcs
LMGF	Floor guide	2 Pcs
LMSIN-AC55	Synchronisation kit	1 Pc
Optional		
LMDMP100Z	Dual action damper for 30-50 kg	1 Pc
LMPS-PSD55	Supporting clamp for damper	1 Pc
LMSIN-GA55	Softbreak damper activator	2 Pcs

Art.	LV max	Qty
LMP6511C.400	1900 mm	1 Pc









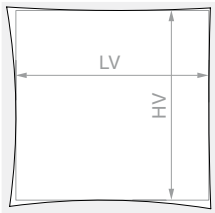
**SLIDING DOOR KIT, CEILING FIXING
SINGLE DOOR AND FIXED GLASS**

Material: Aluminium

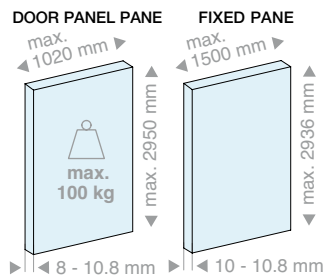
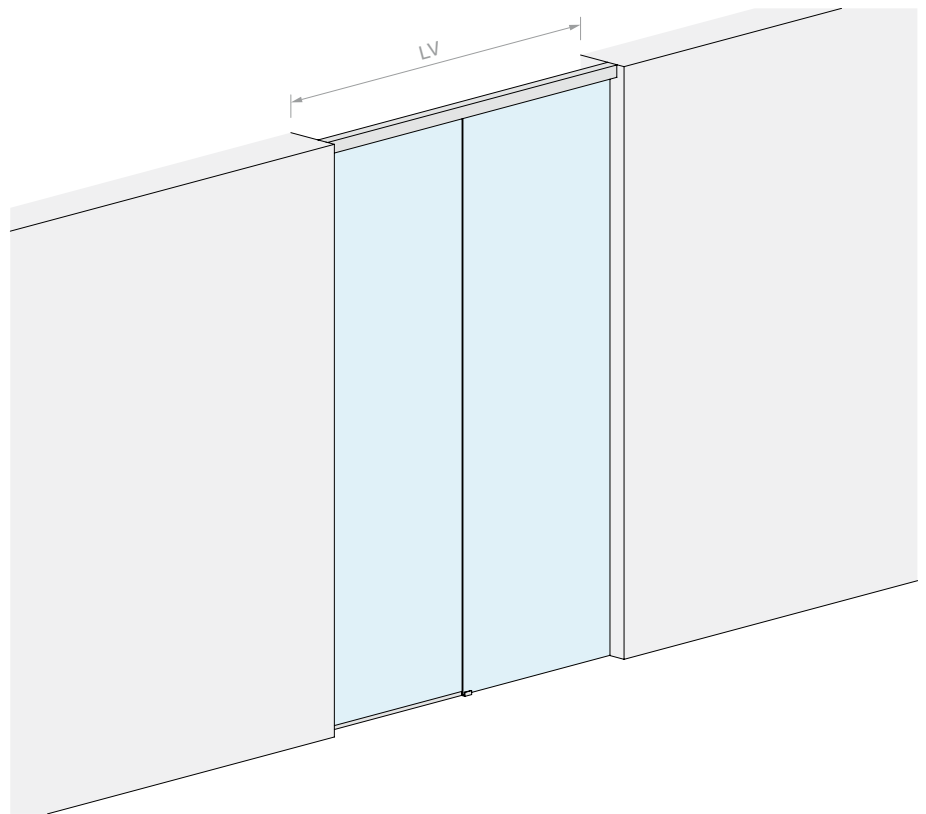
Finish: /6 /88 /97



DOOR OPENING SIZE



HV max: 3000 mm

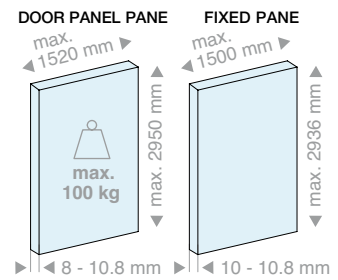


Kit comprising:

Art.	Description	Qty
LM5864S.200	Ceiling fixing track	1 Pc
LM0064C.200	Track cover	1 Pc
LMC13.100	Finishing profile	1 Pc
LMU20.300	U profile	1 Pc
LMU20.150	U profile	1 Pc
LMU20TP	Finishing cap	1 Pc
CERPOS155	Clamp	2 Pcs
LMPS-STP55	End stop without buffer	2 Pcs
GTUP2	Glass holder gasket	5 m
LMGF	Floor guide	1 Pc

Optional

LMDMP070Z	Dual action damper for 40-70 kg	1 Pc
LMDMP100Z	Dual action damper for 70-100 kg	1 Pc
LMPS-PSD55	Supporting clamp for damper	1 Pc
LMSIN-GA55	Softbreak damper activator	2 Pcs



Kit comprising:

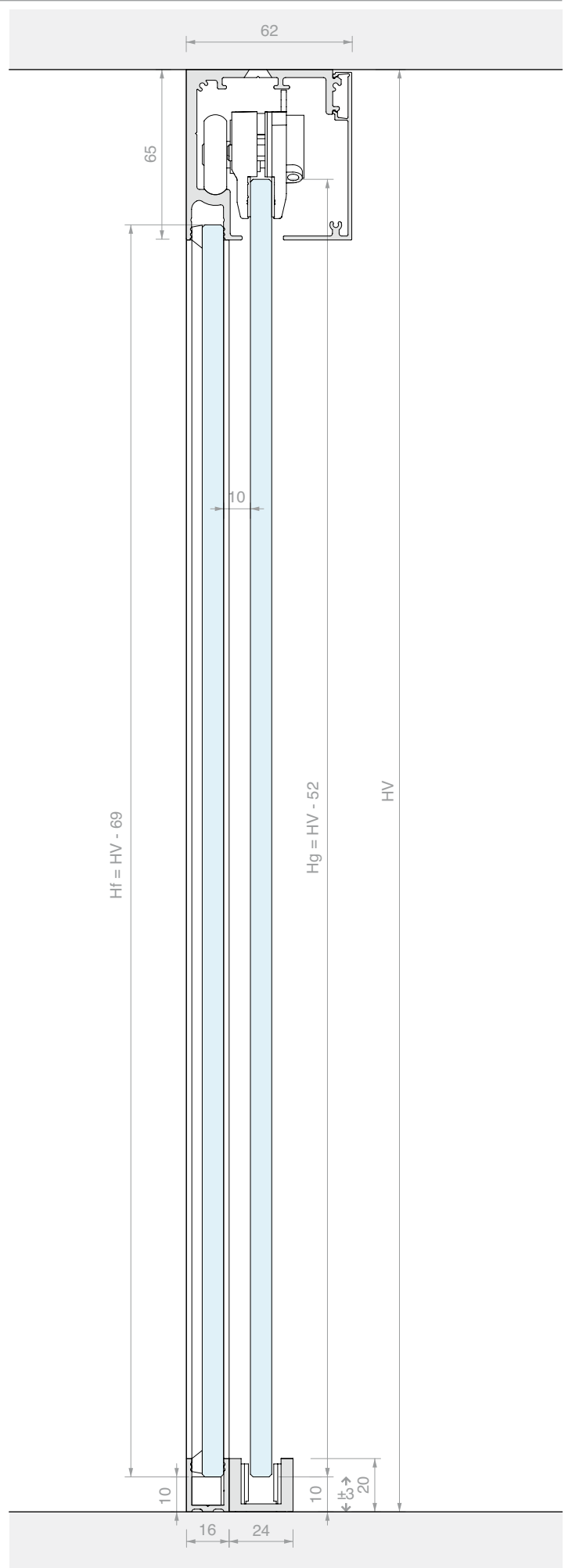
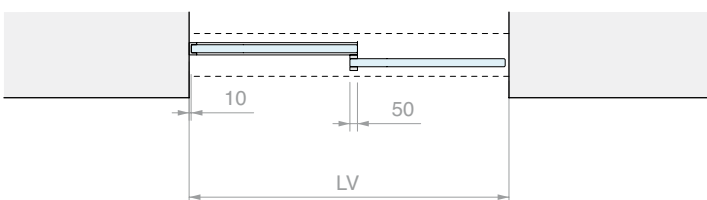
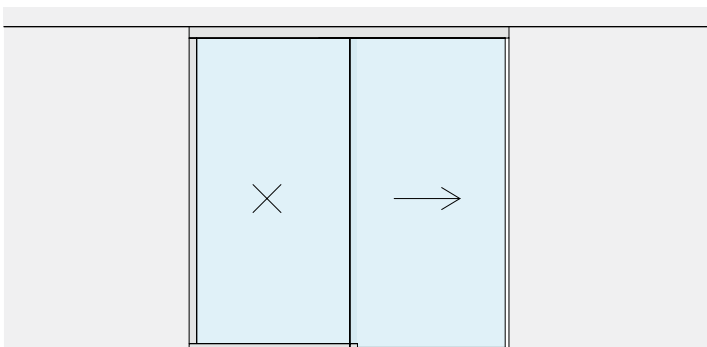
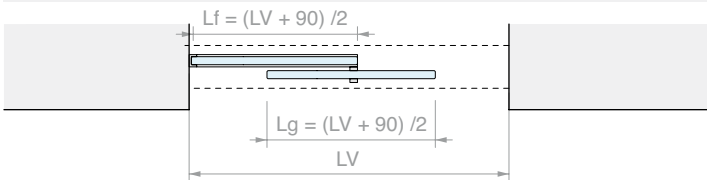
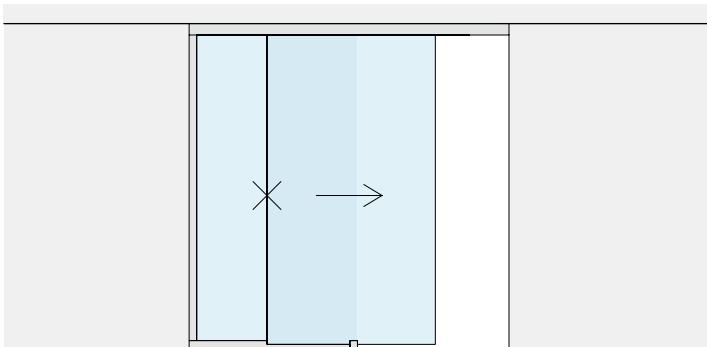
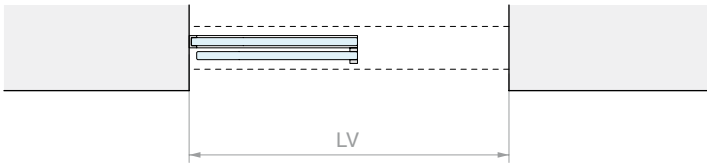
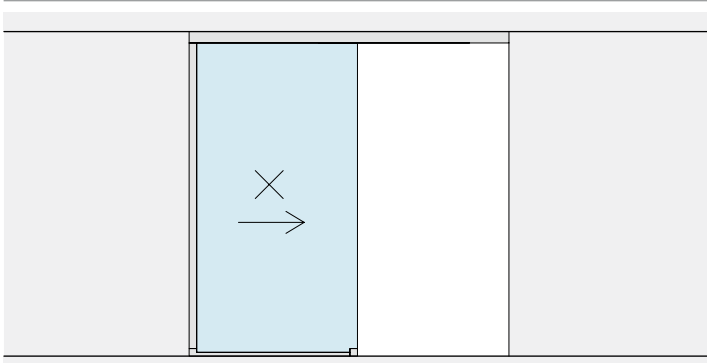
Art.	Description	Qty
LM5864S.300	Ceiling fixing track	1 Pc
LM0064C.300	Track cover	1 Pc
LMC13.200	Finishing profile	1 Pc
LMU20.300	U profile	2 Pcs
LMU20TP	Finishing cap	1 Pc
CERPOS155	Clamp	2 Pcs
LMPS-STP55	End stop without buffer	2 Pcs
GTUP4	Glass holder gasket	5 m
LMGF	Floor guide	1 Pc

Optional

LMDMP070Z	Dual action damper for 40-70 kg	1 Pc
LMDMP100Z	Dual action damper for 70-100 kg	1 Pc
LMPS-PSD55	Supporting clamp for damper	1 Pc
LMSIN-GA55	Softbreak damper activator	2 Pcs

Art.	LV max	Qty
LMP6511F.200	2000 mm	1 Pc

Art.	LV max	Qty
LMP6511F.300	3000 mm	1 Pc





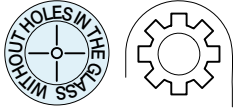




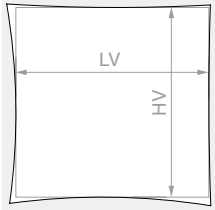
SLIDING DOOR KIT, CEILING FIXING SYNCHRONISED DOUBLE DOOR AND DOUBLE FIXED GLASS

Material: Aluminium

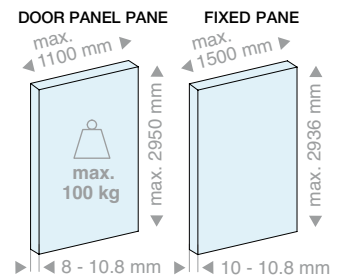
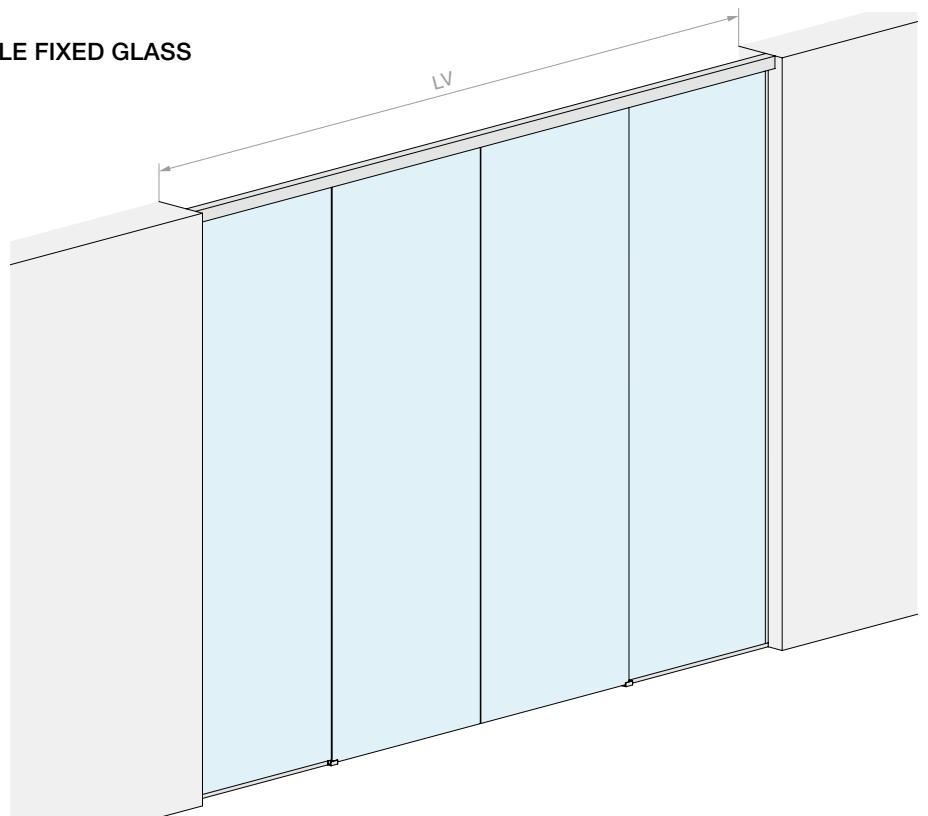
Finish: /6 /88 /97



DOOR OPENING SIZE



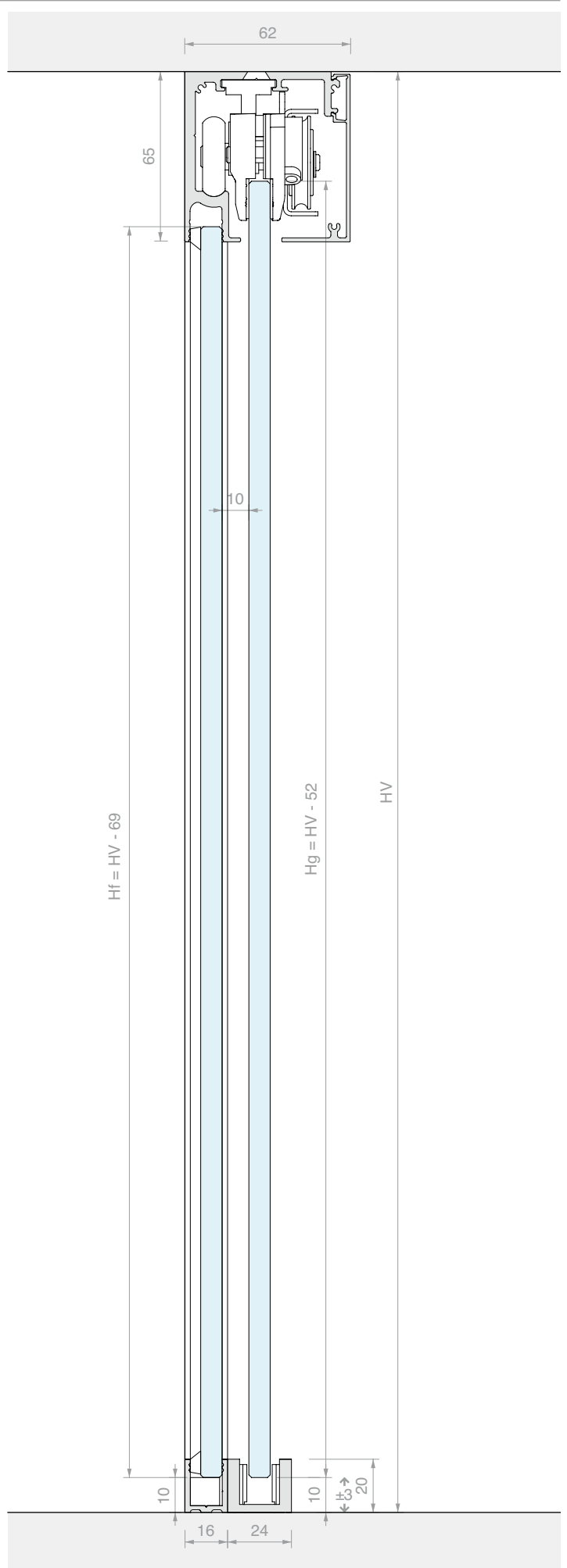
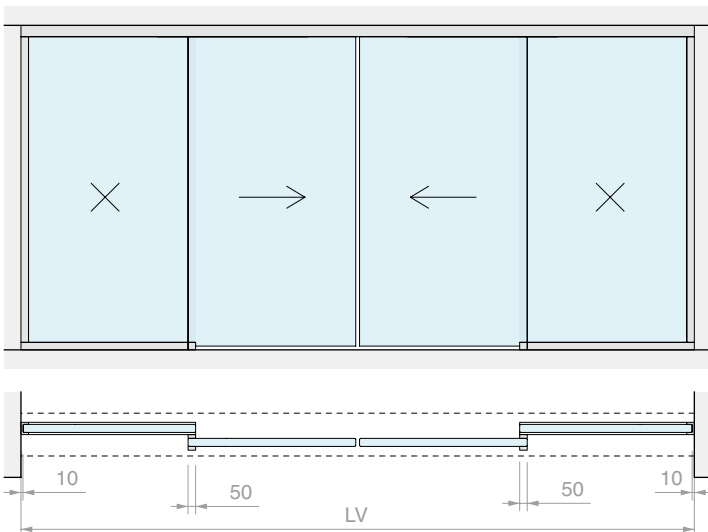
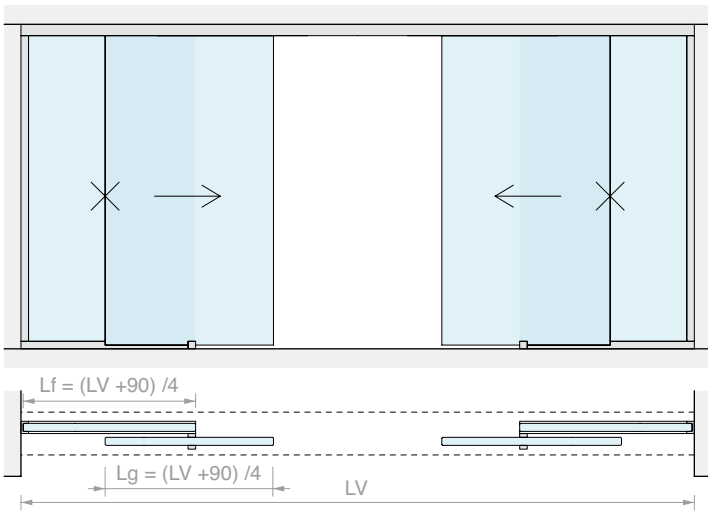
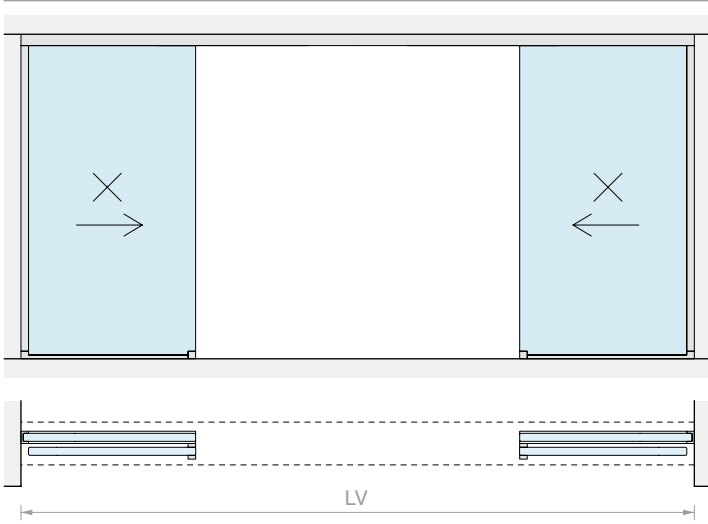
HV max: 3000 mm



Kit comprising:

Art.	Description	Qty
LM5864S.400	Ceiling fixing track	1 Pc
LM0064C.400	Track cover	1 Pc
LMC13.200	Finishing profile	1 Pc
LMU20.300	U profile	2 Pcs
LMU20.150	U profile	2 Pcs
LMU20TP	Finishing cap	2 Pcs
CERPOS155	Clamp	4 Pcs
LMPS-STP55	End stop without buffer	4 Pcs
GTUP2	Glass holder gasket	10 m
LMGF	Floor guide	2 Pcs
LMSIN-AC55	Synchronisation kit	1 Pc
Optional		
LMDMP100Z	Dual action damper for 30-50 kg	1 Pc
LMPS-PSD55	Supporting clamp for damper	1 Pc
LMSIN-GA55	Softbreak damper activator	2 Pcs

Art.	LV max	Qty
LMP6511CF.400	4000 mm	1 Pc









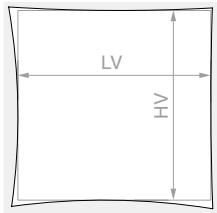
WALL FIXING SLIDING DOOR KIT SINGLE DOOR

Material: Aluminium

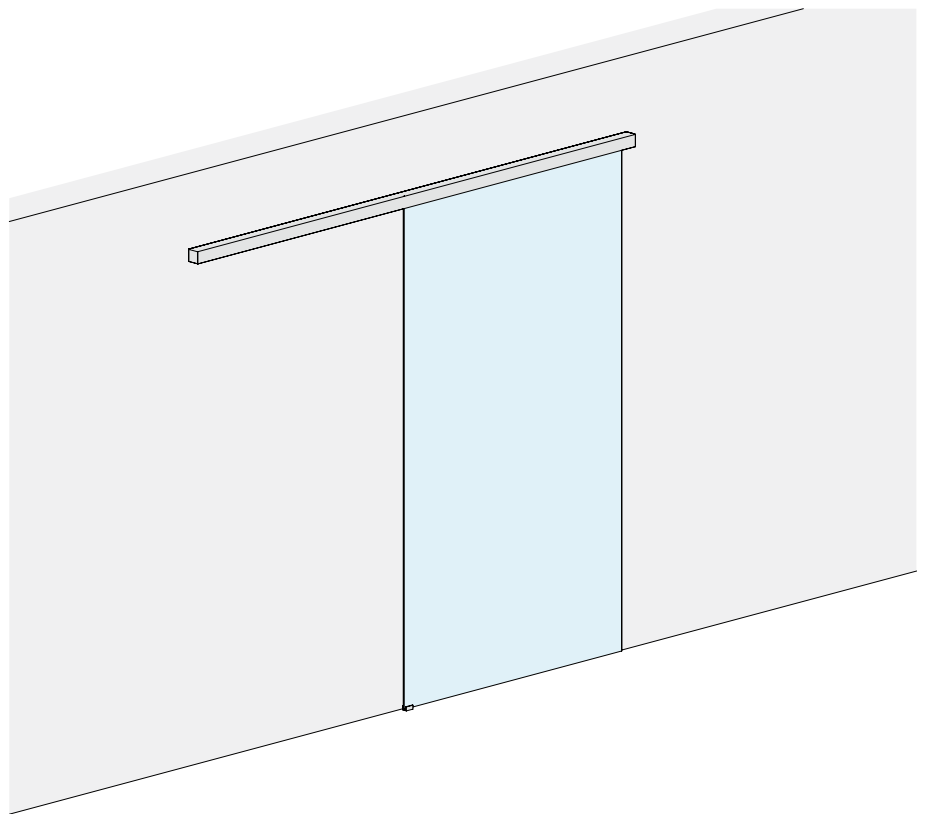
Finish: /6 /88 /97



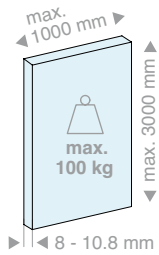
DOOR OPENING SIZE



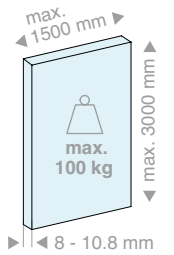
HV max: 3000 mm



DOOR PANEL PANE



DOOR PANEL PANE



Kit comprising:

Art.	Description	Qty
LM5864P.200	Wall fixing track	1 Pc
LM0064C.200	Track cover	1 Pc
LMC13.200	Finishing profile	1 Pc
LM63061TP33	Finishing cap	2 Pcs
CERPOS155	Clamp	2 Pcs
LMPS-STP55	End stop without buffer	2 Pcs
LMGF	Floor guide	1 Pc

Optional

LMDMP070Z	Dual action damper for 40-70 kg	1 Pc
LMDMP100Z	Dual action damper for 70-100 kg	1 Pc
LMPS-PSD55	Supporting clamp for damper	1 Pc
LMSIN-GA55	Softbreak damper activator	2 Pcs

Kit comprising:

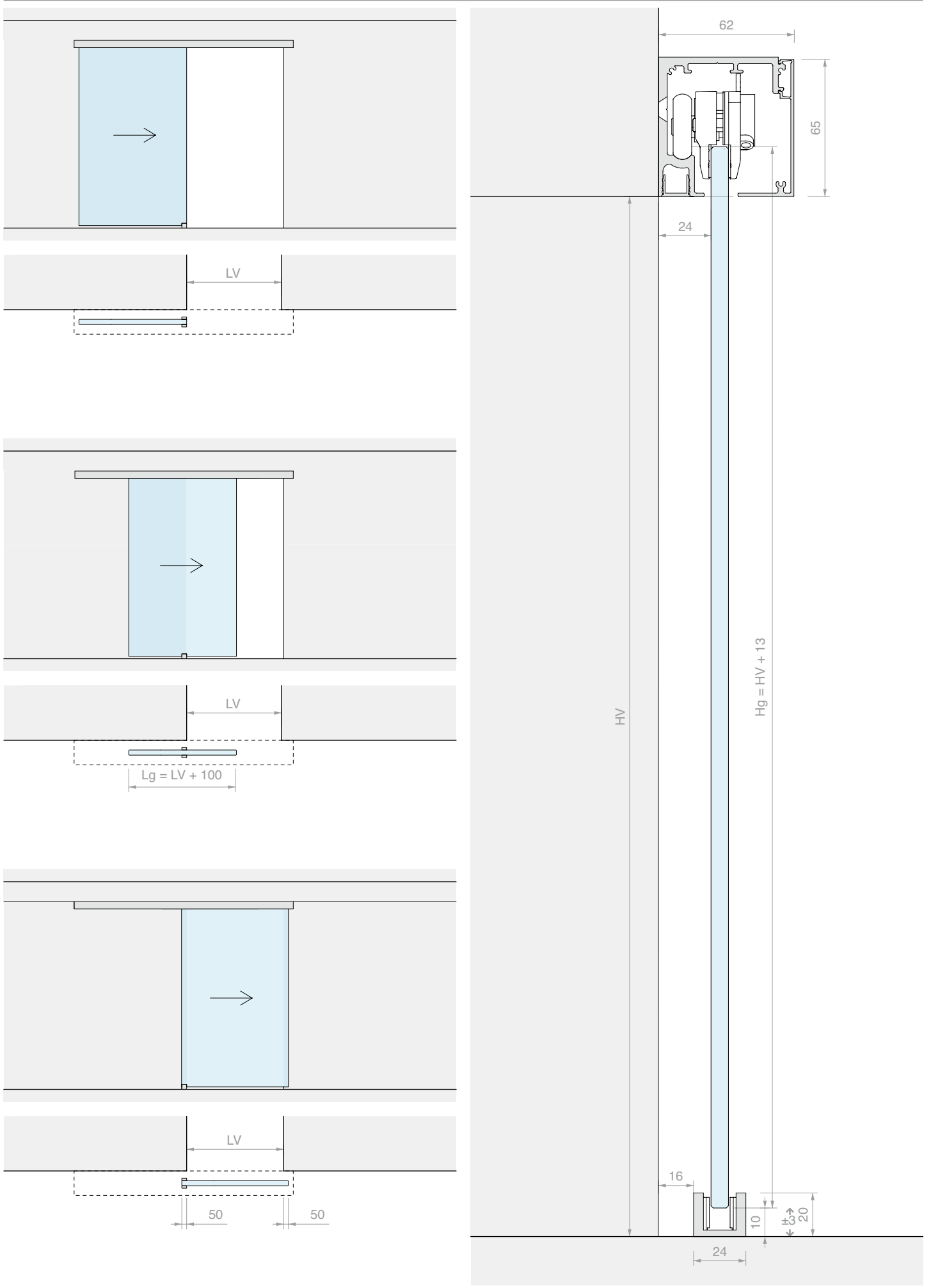
Art.	Description	Qty
LM5864P.300	Wall fixing track	1 Pc
LM0064C.300	Track cover	1 Pc
LMC13.300	Finishing profile	1 Pc
LM63061TP33	Finishing cap	2 Pcs
CERPOS155	Clamp	2 Pcs
LMPS-STP55	End stop without buffer	2 Pcs
LMGF	Floor guide	1 Pc

Optional

LMDMP070Z	Dual action damper for 40-70 kg	1 Pc
LMDMP100Z	Dual action damper for 70-100 kg	1 Pc
LMPS-PSD55	Supporting clamp for damper	1 Pc
LMSIN-GA55	Softbreak damper activator	2 Pcs

Art.	LV max	Qty
LMP6521.200	900 mm	1 Pc

Art.	LV max	Qty
LMP6521.300	1400 mm	1 Pc









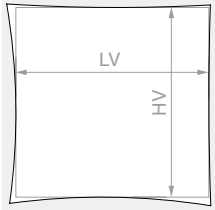
WALL FIXING SLIDING DOOR KIT DOUBLE DOOR PANEL, SYNCHRONISED

Material: Aluminium

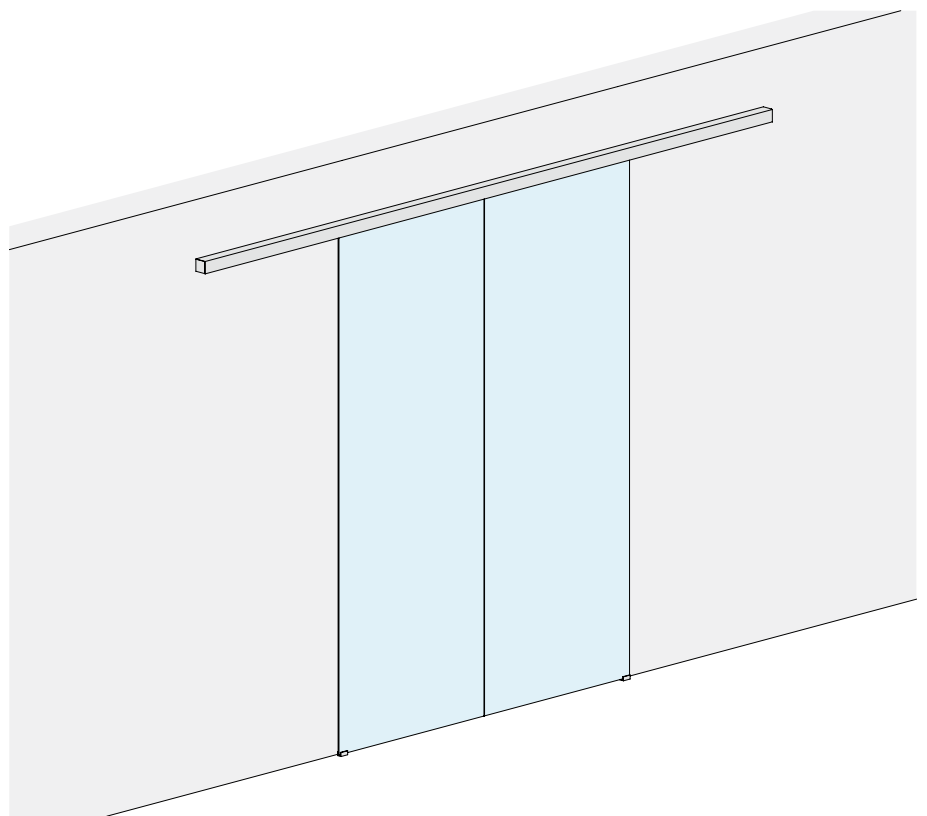
Finish: /6 /88 /97



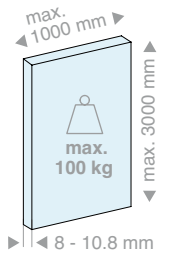
DOOR OPENING SIZE



HV max: 3000 mm



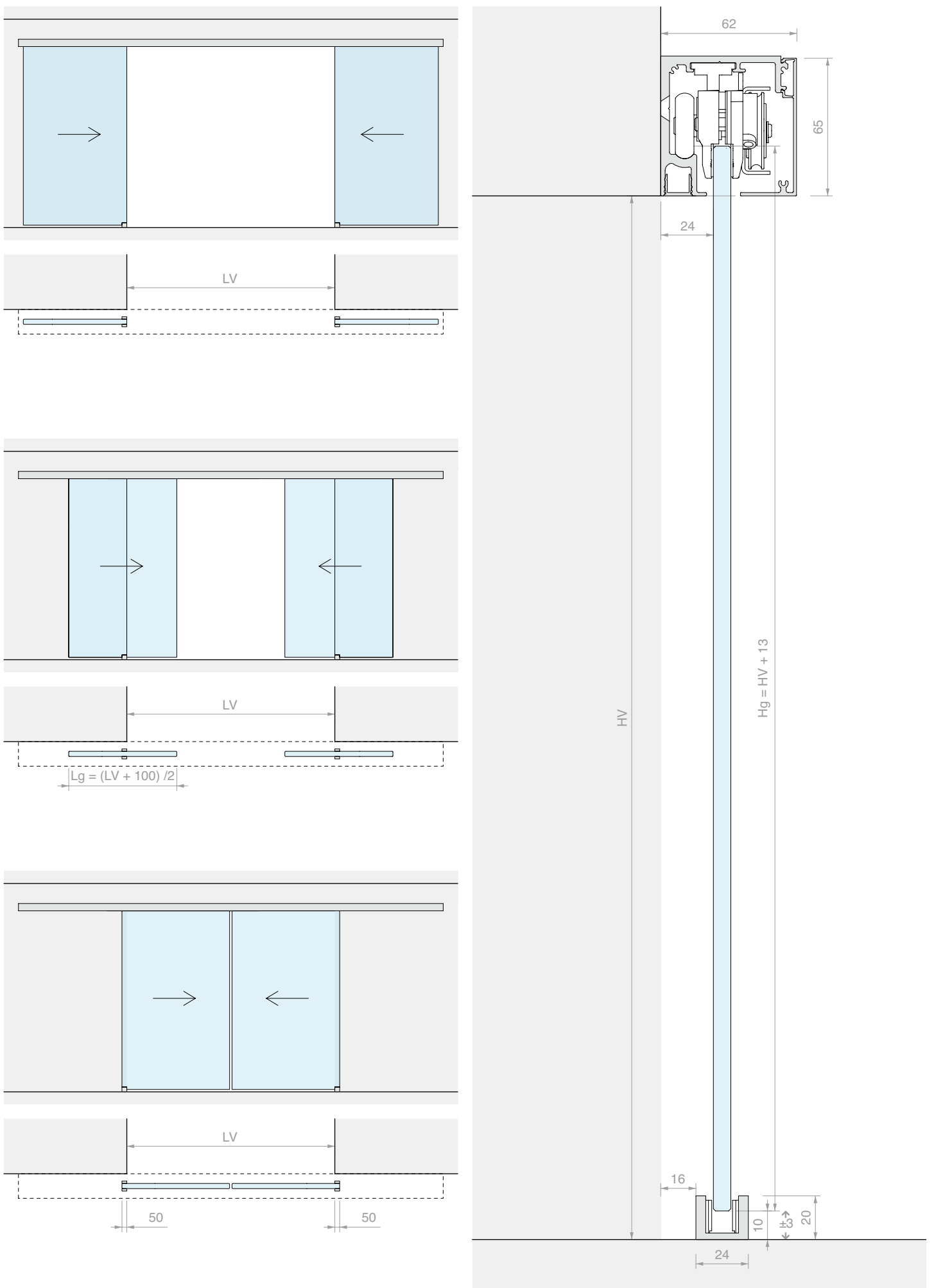
DOOR PANEL PANE



Kit comprising:

Art.	Description	Qty
LM5864P.400	Wall fixing track	1 Pc
LM0064C.400	Track cover	1 Pc
LMC13.200	Finishing profile	2 Pcs
LM63061TP33	Finishing cap	2 Pcs
CERPOS155	Clamp	4 Pcs
LMPS-STP55	End stop without buffer	4 Pcs
LMGF	Floor guide	2 Pcs
LMSIN-AC55	Synchronisation kit	1 Pc
Optional		
LMDMP100Z	Dual action damper for door panels between 30 and 50 kg	1 Pc
LMPS-PSD55	Supporting clamp for damper	1 Pc
LMSIN-GA55	Softbreak damper activator	2 Pcs

Art.	LV max	Qty
LMP6521C.400	1900 mm	1 Pc









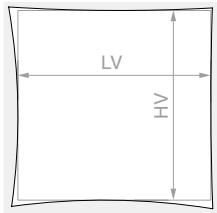
WALL FIXING SLIDING DOOR KIT SINGLE DOOR AND FIXED GLASS

Material: Aluminium

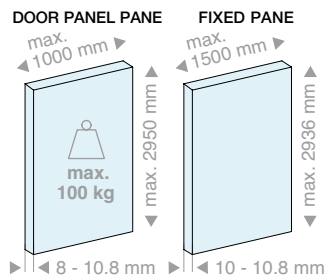
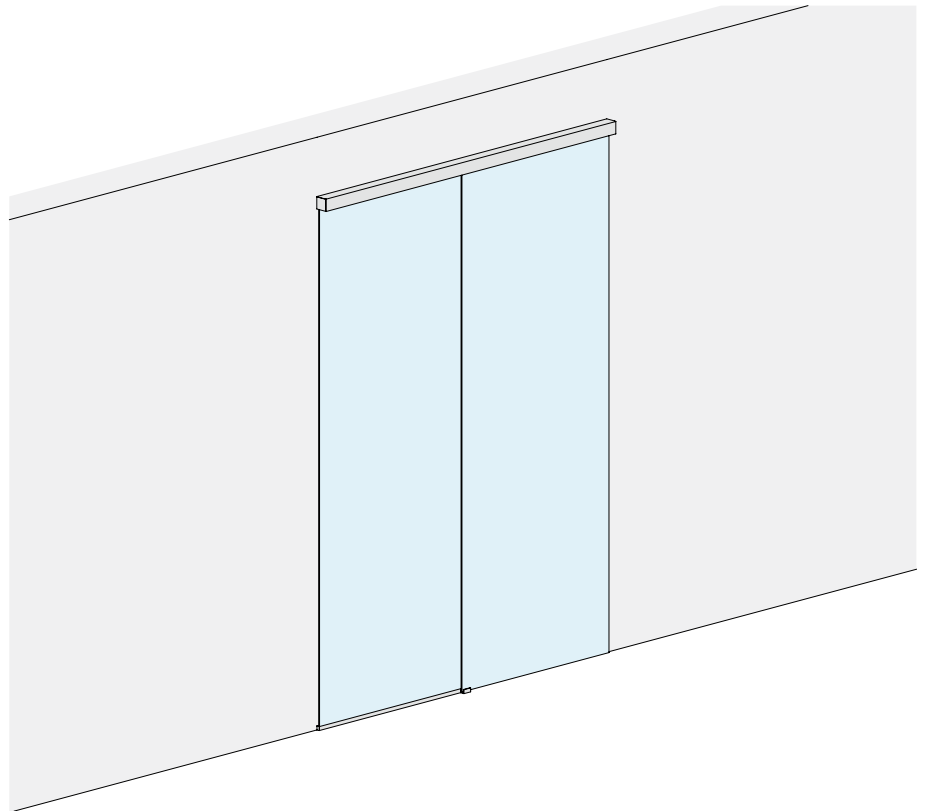
Finish: /6 /88 /97



DOOR OPENING SIZE



HV max: 3000 mm

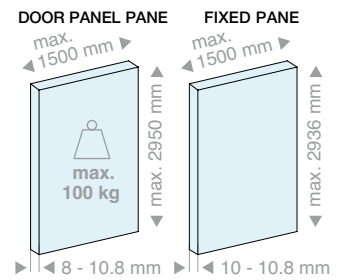


Kit comprising:

Art.	Description	Qty
LM5864P.200	Wall fixing track	1 Pc
LM0064C.200	Track cover	1 Pc
LMC13.200	Finishing profile	1 Pc
LMU20.150	U profile	1 Pc
LM63061TP33	Finishing cap	2 Pcs
LMU20TP	Finishing cap	2 Pcs
CERPOS155	Clamp	2 Pcs
LMPS-STP55	End stop without buffer	2 Pcs
GTUP2	Glass holder gasket	5 m
LMGF	Floor guide	1 Pc

Optional

LMDMP070Z	Dual action damper for 40-70 kg	1 Pc
LMDMP100Z	Dual action damper for 70-100 kg	1 Pc
LMPS-PSD55	Supporting clamp for damper	1 Pc
LMSIN-GA55	Softbreak damper activator	2 Pcs



Kit comprising:

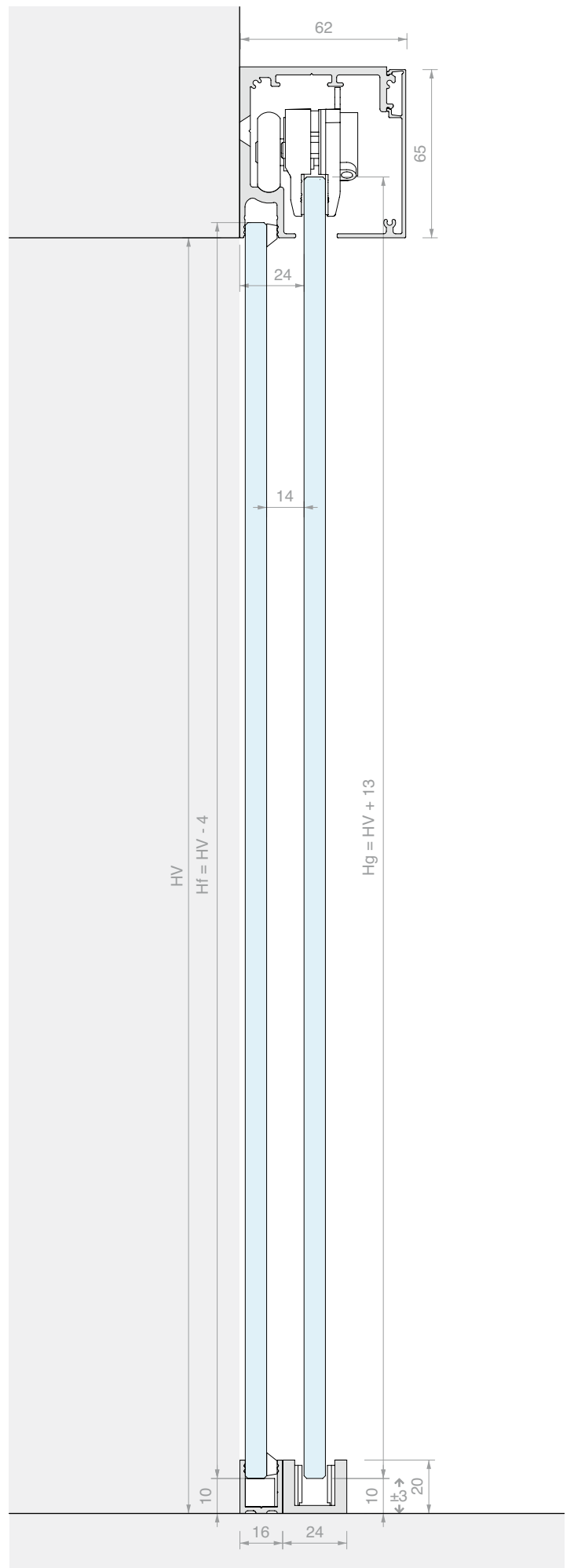
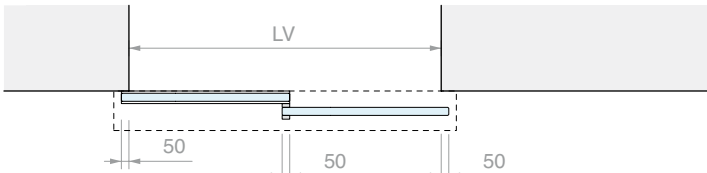
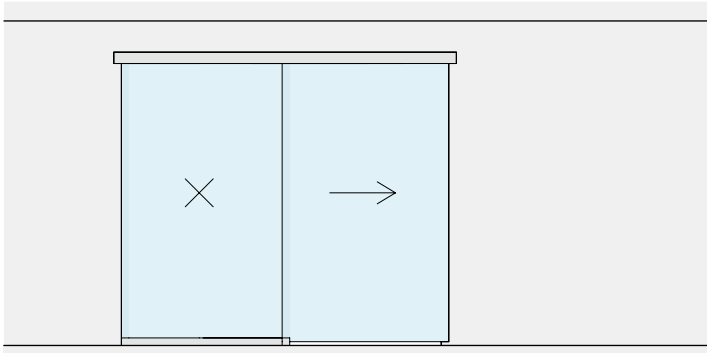
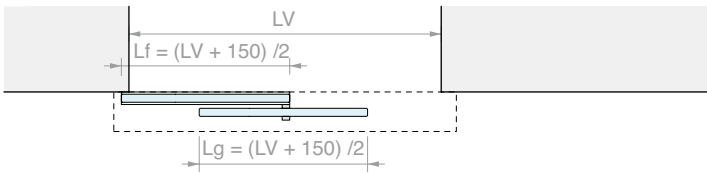
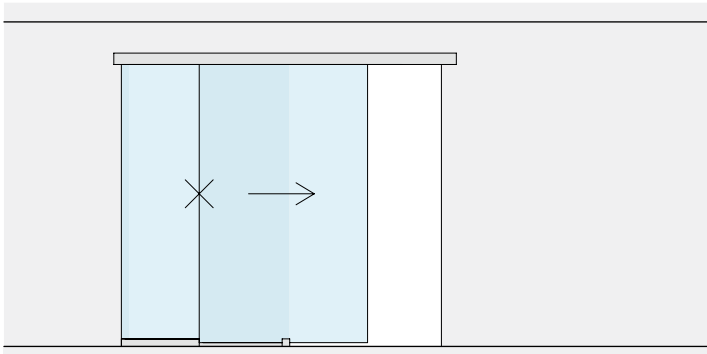
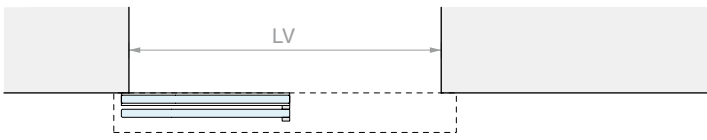
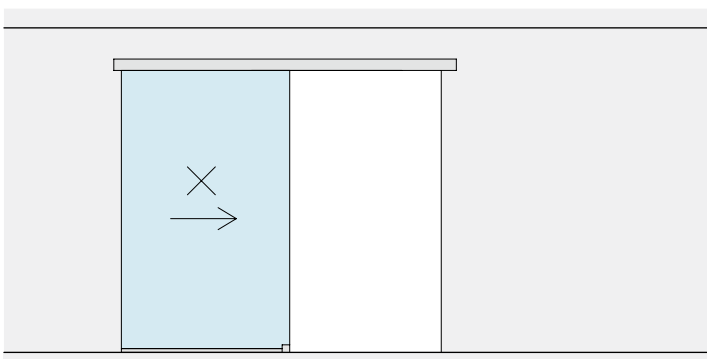
Art.	Description	Qty
LM5864P.300	Wall fixing track	1 Pc
LM0064C.300	Track cover	1 Pc
LMC13.200	Finishing profile	1 Pc
LMU20.300	U profile	1 Pc
LM63061TP33	Finishing cap	2 Pcs
LMU20TP	Finishing cap	2 Pcs
CERPOS155	Clamp	2 Pcs
LMPS-STP55	End stop without buffer	2 Pcs
GTUP4	Glass holder gasket	5 m
LMGF	Floor guide	1 Pc

Optional

LMDMP070Z	Dual action damper for 40-70 kg	1 Pc
LMDMP100Z	Dual action damper for 70-100 kg	1 Pc
LMPS-PSD55	Supporting clamp for damper	1 Pc
LMSIN-GA55	Softbreak damper activator	2 Pcs

Art.	LV max	Qty
LMP6521F.200	1880 mm	1 Pc

Art.	LV max	Qty
LMP6521F.300	2880 mm	1 Pc





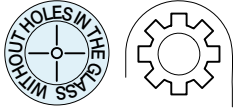




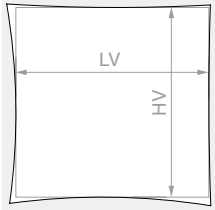
WALL FIXING SLIDING DOOR KIT SYNCHRONISED DOUBLE DOOR AND DOUBLE FIXED GLASS

Material: Aluminium

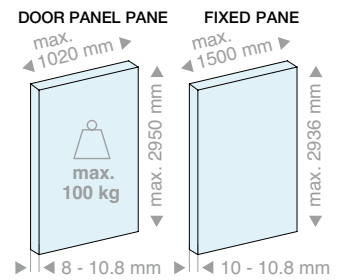
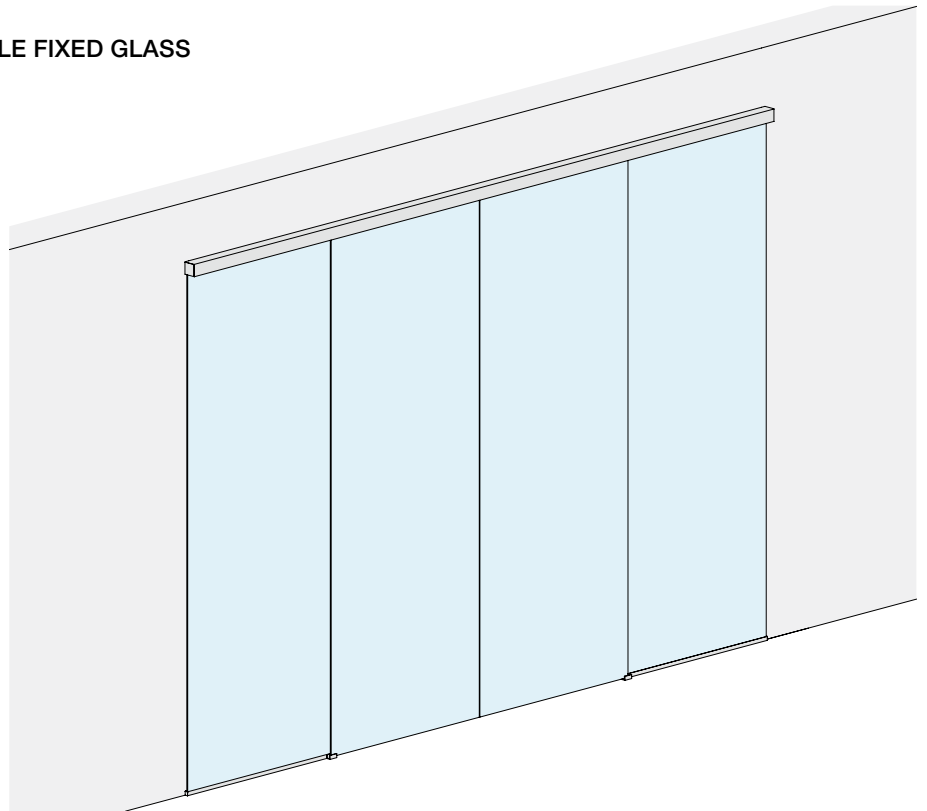
Finish: /6 /88 /97



DOOR OPENING SIZE



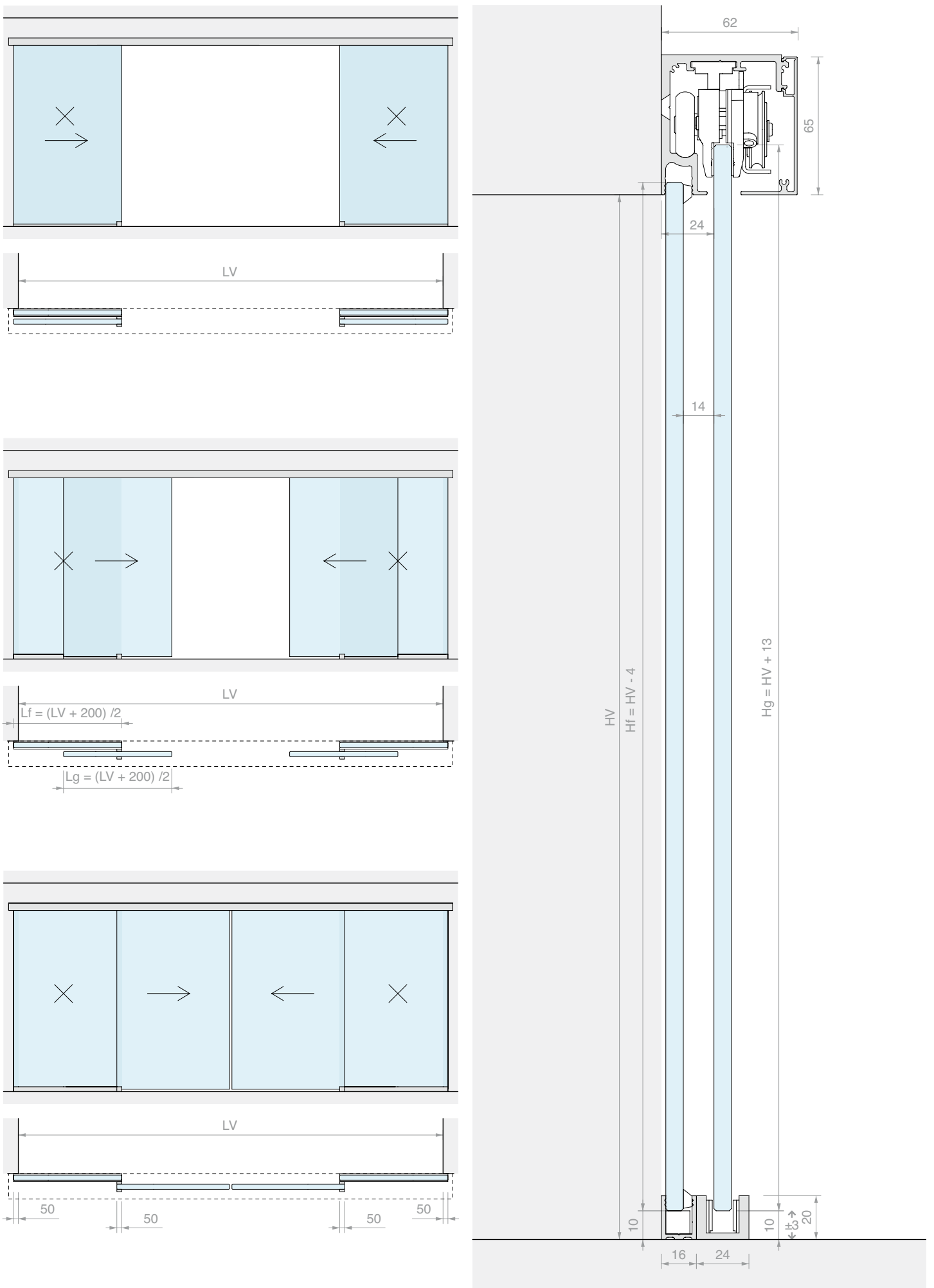
HV max: 3000 mm



Kit comprising:

Art.	Description	Qty
LM5864P.400	Wall fixing track	1 Pc
LM0064C.400	Track cover	1 Pc
LMC13.200	Finishing profile	1 Pc
LMU20.300	U profile	1 Pc
LM63061TP33	Finishing cap	2 Pcs
LMU20TP	Finishing cap	4 Pcs
CERPOS155	Clamp	4 Pcs
LMPS-STP55	End stop without buffer	4 Pcs
GTUP2	Glass holder gasket	10 m
LMGF	Floor guide	2 Pcs
LMSIN-AC55	Synchronisation kit	1 Pc
Optional		
LMDMP100Z	Dual action damper for door panels between 30 and 50 kg	1 Pc
LMPS-PSD55	Supporting clamp for damper	1 Pc
LMSIN-GA55	Softbreak damper activator	2 Pcs

Art.	LV max	Qty
LMP6521CF.400	3880 mm	1 Pc

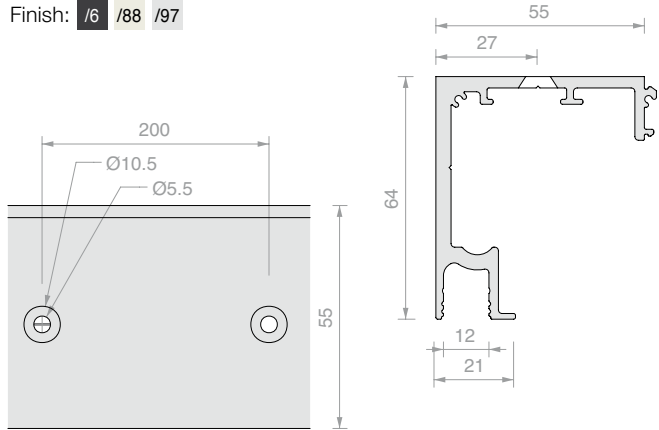




CEILING FIXING TRACK

Material: Aluminium

Finish: /6 /88 /97



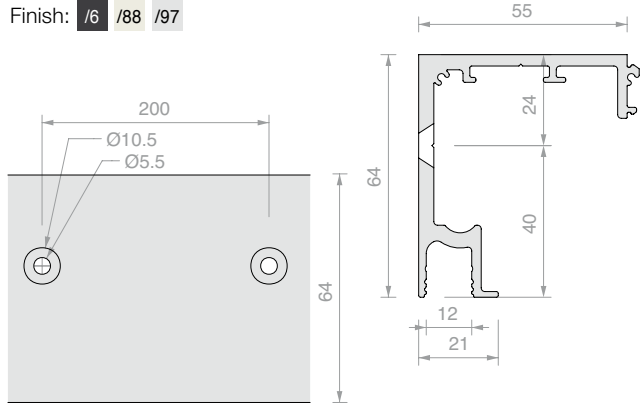
Art.	Length	Qty
LM5864S.200	1998 mm	1 Pc
LM5864S.300	2998 mm	1 Pc
LM5864S.400	3998 mm	1 Pc
LM5864S.600	6000 mm	1 Pc



WALL FIXING TRACK

Material: Aluminium

Finish: /6 /88 /97



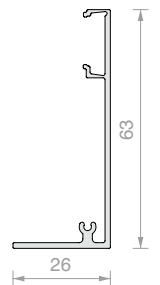
Art.	Length	Qty
LM5864P.200	1998 mm	1 Pc
LM5864P.300	2998 mm	1 Pc
LM5864P.400	3998 mm	1 Pc
LM5864P.600	6000 mm	1 Pc




TRACK COVER

Material: Aluminium

Finish: /6 /88 /97



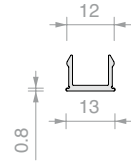
Art.	Length	Qty
LM0064C.200	1998 mm	1 Pc
LM0064C.300	2998 mm	1 Pc
LM0064C.400	3998 mm	1 Pc
LM0064C.600	6000 mm	1 Pc



FINISHING PROFILE

Material: Aluminium
Finish: **/6** /88 /97

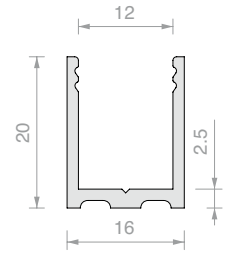
Art.	Length	Qty
LMC13.100	996 mm	1 Pc
LMC13.150	1498 mm	1 Pc
LMC13.200	1998 mm	1 Pc
LMC13.300	3000 mm	1 Pc



U PROFILE

Material: Aluminium
Finish: **/6** /88 /91 /97

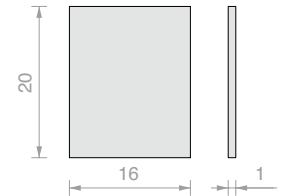
Art.	Length	Qty
LMU20.100	996 mm	1 Pc
LMU20.150	1498 mm	1 Pc
LMU20.300	3000 mm	1 Pc



FINISHING CAP

Material: Aluminium
Finish: /88 /91 /97 **/R2**

Art.	Qty
LMU20TP	1 Pc



GLASS HOLDER SEAL

Material: PVC

Art.	Thickness	Colour	Qty
GTUP2	2 mm	Transparent	1 m
GTUP3	3 mm	Transparent	1 m
GTUP4	4 mm	Transparent	1 m
GTUP5	5 mm	Transparent	1 m
GTUP6	6 mm	Transparent	1 m

Art.	Thickness	Colour	Qty
GTUP2G	2 mm	Embossed	1 m
GTUP3G	3 mm	Embossed	1 m
GTUP4G	4 mm	Embossed	1 m
GTUP5G	5 mm	Embossed	1 m
GTUP6G	6 mm	Embossed	1 m

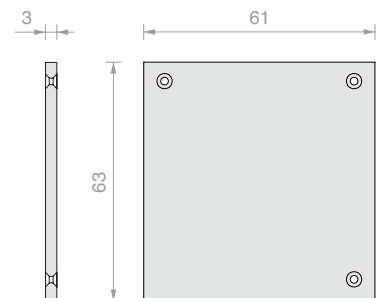
Art.	Thickness	Colour	Qty
GTUP2N	2 mm	Black	1 m
GTUP3N	3 mm	Black	1 m
GTUP4N	4 mm	Black	1 m
GTUP5N	5 mm	Black	1 m
GTUP6N	6 mm	Black	1 m



FINISHING CAP 3 SCREWS

Material: Aluminium
For RIGHT and LEFT installation.
Finish: **/6** /88 /97

Art.	Qty
LM63061TP33	1 Pc





ADJUSTABLE CLAMP WITH WHEEL

Material: Zamak and steel

Art.	For glass thickness	Qty
CERPOS155	From 8 to 10.8 mm	1 Pc



END STOP WITHOUT BUFFER

Material: Zamak

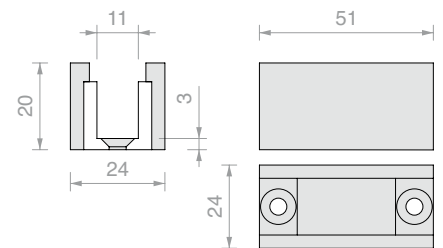
Art.	Qty
LMPS-STP55	1 Pc



FLOOR GUIDE

Material: Aluminium

Finish: /88 /97 /R2



Art.	For glass thickness	Qty
LMGF	From 8 to 10.8 mm	1 Pc

**DUAL ACTION SOFTBREAK DAMPER**

Material: POM

Provides damping when opening and closing

Art.	Load	Qty
LMDMP070Z	From 40 to 70 kg	1 Pc
LMDMP100Z	From 71 to 100 kg	1 Pc

**SUPPORTING CLAMP FOR DAMPER**

Material: Zamak

Art.	Qty
LMPS-PSD55	1 Pc

**ACTIVATOR FOR DAMPER**

Material: Zamak


Art.	Qty
LMSIN-GA55	1 Pc

**SYNCHRONISATION KIT**

Art.	Qty
LMSIN-AC55	1 Pc

Forme

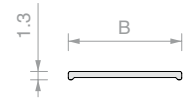
Smaller profiles for finishing glass door panels.
Applied to the glass with a 0.5 mm thick two-sided tape,
silicone or UV bonding.
Select the right guide and accessories for holding the glass
and your edging profile.






FLAT PROFILE FORME SERIES

Material: Aluminium
 Finish:    

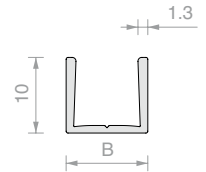


Art.	B	Length	Qty
FOP10.30	10 mm	3000 mm	1 Pc
FOP15.30	15 mm	3000 mm	1 Pc
FOP20.30	20 mm	3000 mm	1 Pc



U PROFILE, FORME SERIES

Material: Aluminium
 Finish:    



Art.	B	Length	For glass	Qty
FOU1011.30	10.8 mm	3000 mm	8 mm	1 Pc
FOU1013.30	12.8 mm	3000 mm	10 mm	1 Pc






TESA® ACX^{plus} DOUBLE-SIDED TAPE

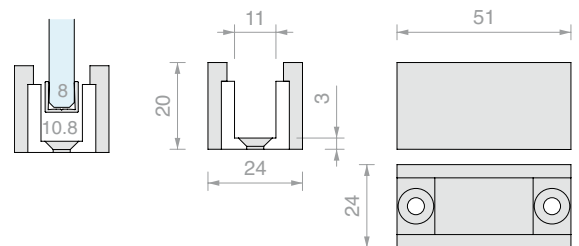
Transparent double-sided tape for fixing glass, steel and aluminium.
 The paper liner makes manual application of the tape easier.

Art.	Dimensions	Thickness	Qty
TS250065	6 mm x 25 m	0.5 mm	1 Pc
TS250125	12 mm x 25 m	0.5 mm	1 Pc
TS250155	15 mm x 25 m	0.5 mm	1 Pc



FLOOR GUIDE


Material: Aluminium
 Finish:   

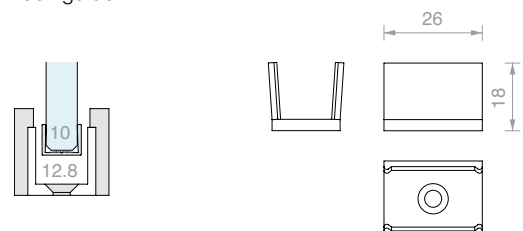


Art.	For profile	Qty
LMGF	FOU1011	1 Pc



ADAPTOR FOR GUIDE LMGF

Accessory for inserting into the LMGF floor guide
 Material: plastic
 Finish: 



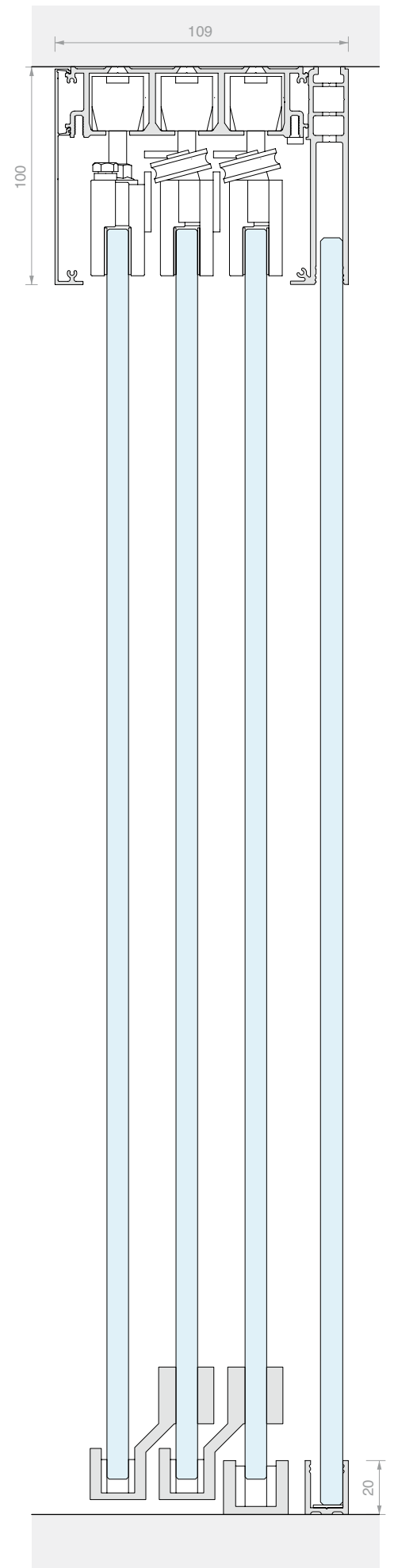

Art.	For profile	Qty
LMGF13-POM	FOU1013	1 Pc


LM VETRO

Design

LM VETRO a new look for one of LOGLI's most popular classics. Design, functionality and a fresh appearance with every installation option.

Available with versions without holes in the glass or with notch, for panels with dampers and synchronisation.







/6
Matt black



/88
Brushed steel effect
aluminium

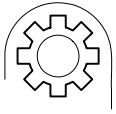


/97
Matt aluminium



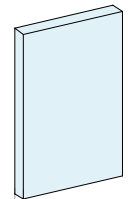
LM VETRO

Technical properties



DOOR PANEL PANE

FIXED PANE

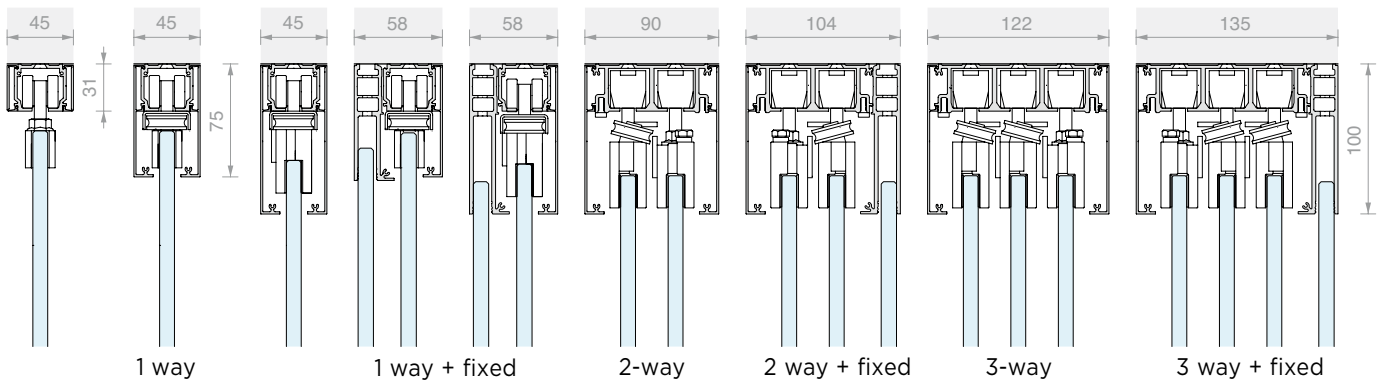


▶ ◀ 8 - 10.8 mm

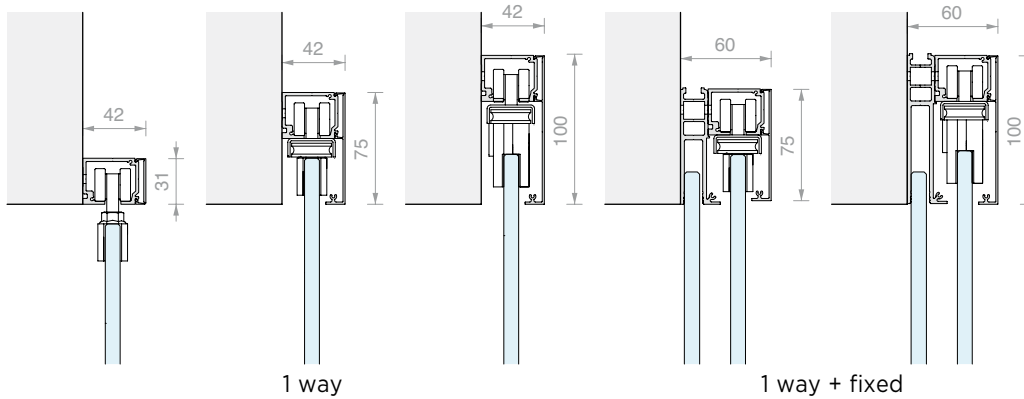
▶ ◀ 8 - 10.8 mm

2 types of installation

Ceiling




Wall




3 types of cover

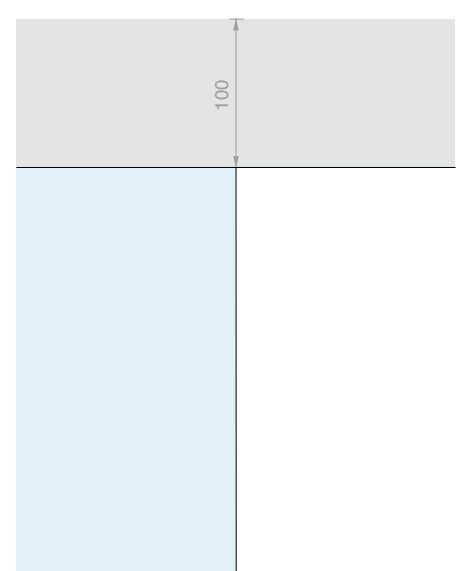
h = 31 mm

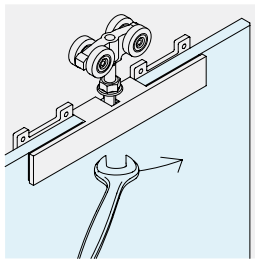


h = 75 mm

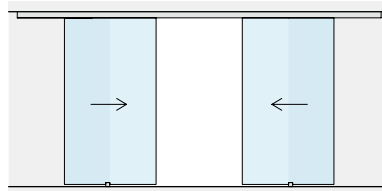
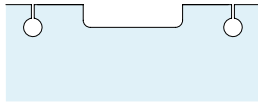


h = 100 mm

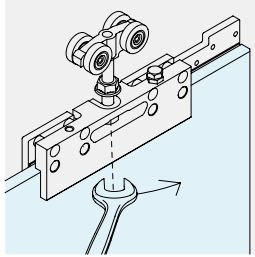
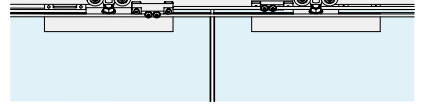




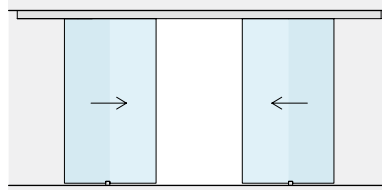
CERPOS SERIES 170
Clamp with machining of the glass, for use with covers $h = 31 \text{ mm}$ and $h = 75 \text{ mm}$.



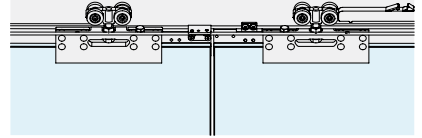
SIMULTANEOUS



CERPOS SERIES 500
Clamp without machining of the glass, for use with cover $h = 100 \text{ mm}$.

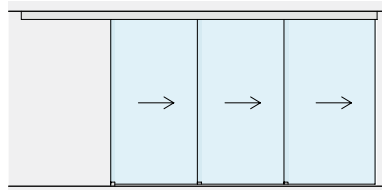


SIMULTANEOUS

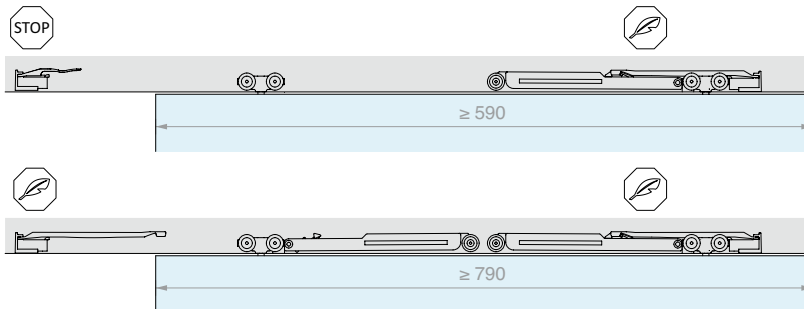
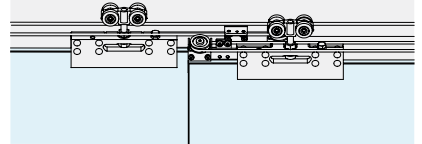


DOOR PANEL ADJUSTMENT

The height of each roller can be adjusted to adjust the position of the panel by $\pm 3 \text{ mm}$.



DRAGGING



SYNCHRONISM

The following accessories are available for synchronisation:

SIMULTANEOUS

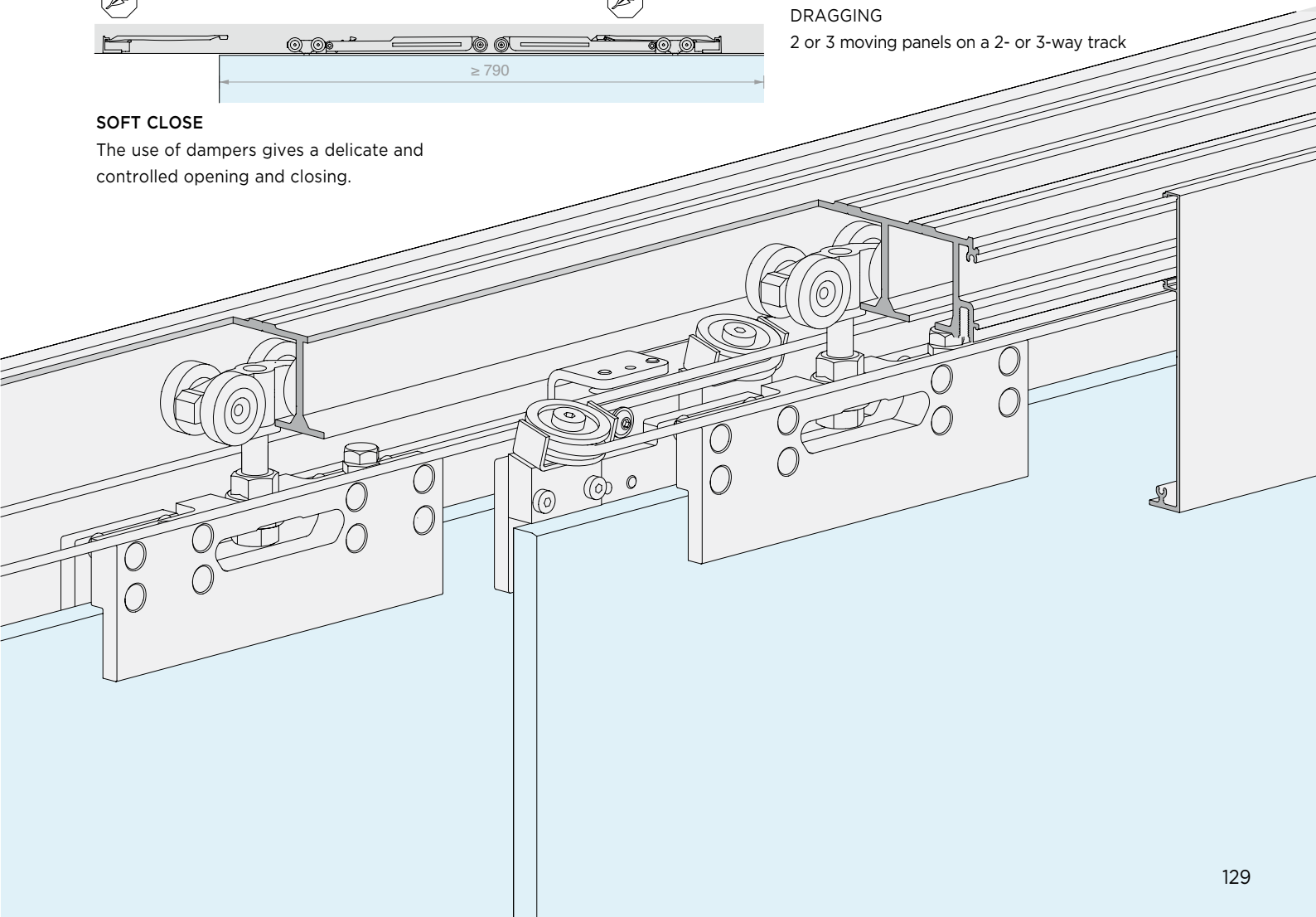
2 moving door panels installed on the same track

DRAGGING

2 or 3 moving panels on a 2- or 3-way track

SOFT CLOSE

The use of dampers gives a delicate and controlled opening and closing.

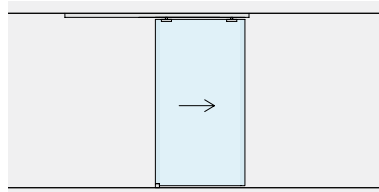




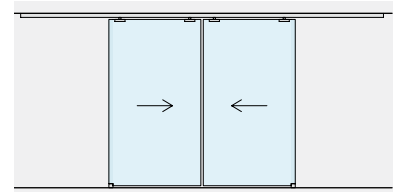
LM VETRO *Kit*

CEILING FIXING

1-WAY

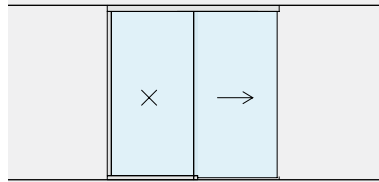


Page 134

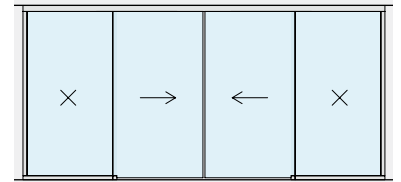


Page 142

1-WAY + FIXED

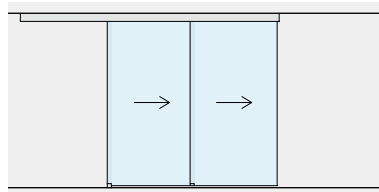


Page 150



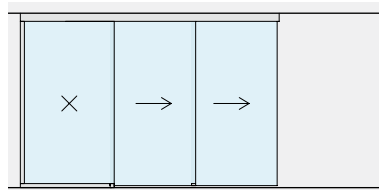
Page 156

2-WAY



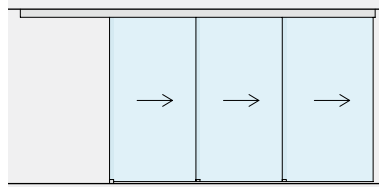
Page 162

2-WAY + FIXED



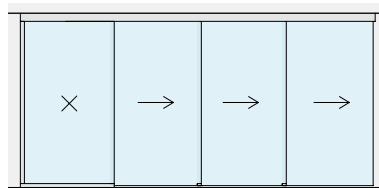
Page 166

3-WAY



Page 170

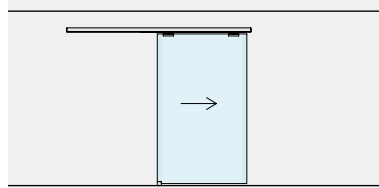
3-WAY + FIXED



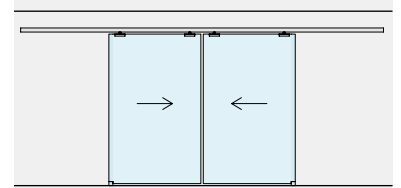
Page 174

WALL FIXING

1-WAY

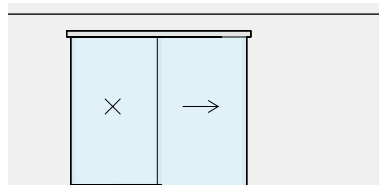


Page 178

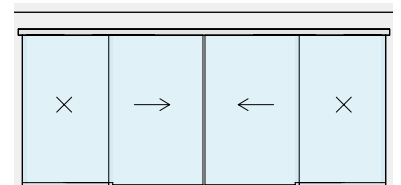


Page 186

1-WAY + FIXED



Page 194



Page 200





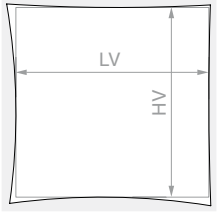


**SLIDING DOOR KIT, CEILING FIXING
SINGLE DOOR WITH VISIBLE CLAMPS**

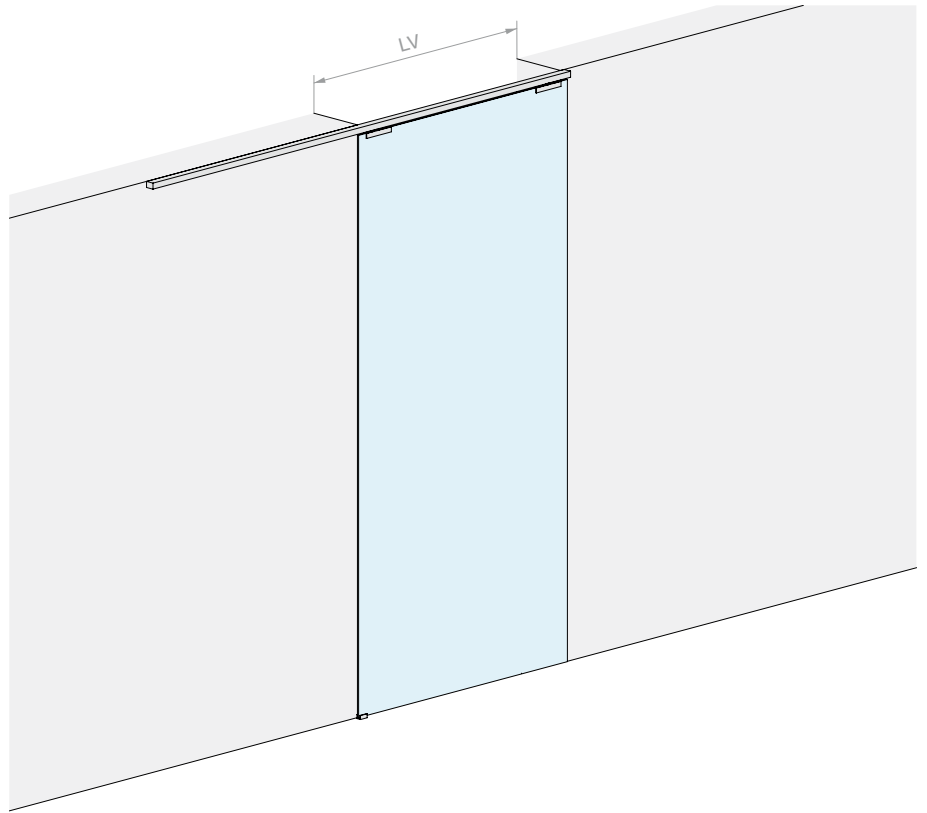
Material: Aluminium

Finish: /6 /88 /97

DOOR OPENING SIZE



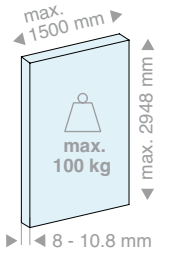
HV max: 3000 mm



DOOR PANEL PANE



DOOR PANEL PANE



Kit comprising:

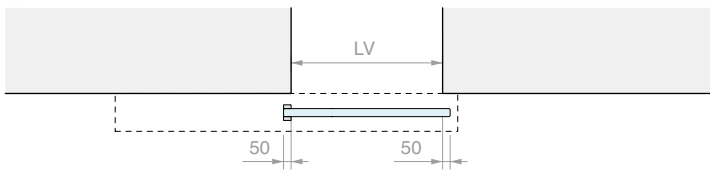
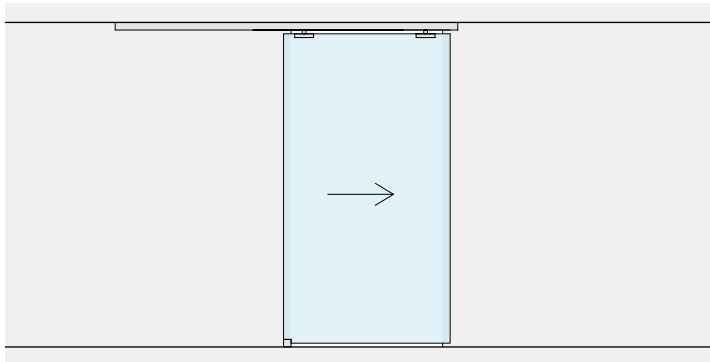
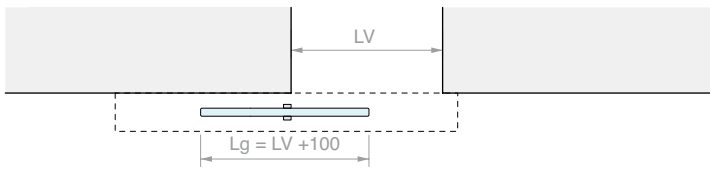
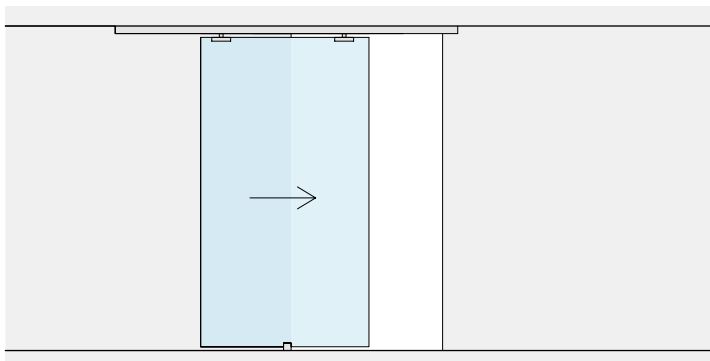
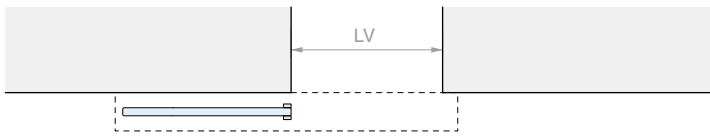
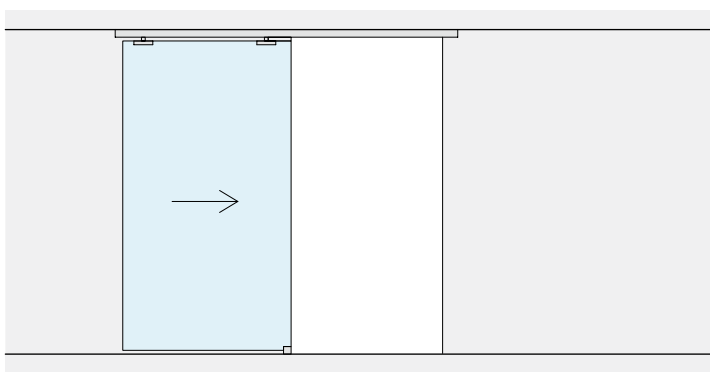
Art.	Description	Qty
LM21.200	Ceiling fixing track	1 Pc
LM3120.200	Track cover	2 Pcs
LM31044TP32	Finishing cap	2 Pcs
CERPOS170COV	Clamp	2 Pcs
057.3114.071	Roller with screw and nut	2 Pcs
057.3073.072	End stop with buffer	2 Pcs
LMGF	Floor guide	1 Pc
Optional		
042.3102.072	Softbreak damper, 20-60 kg	1 Pc
042.3102.071	Softbreak damper, 61-100 kg	1 Pc

Kit comprising:

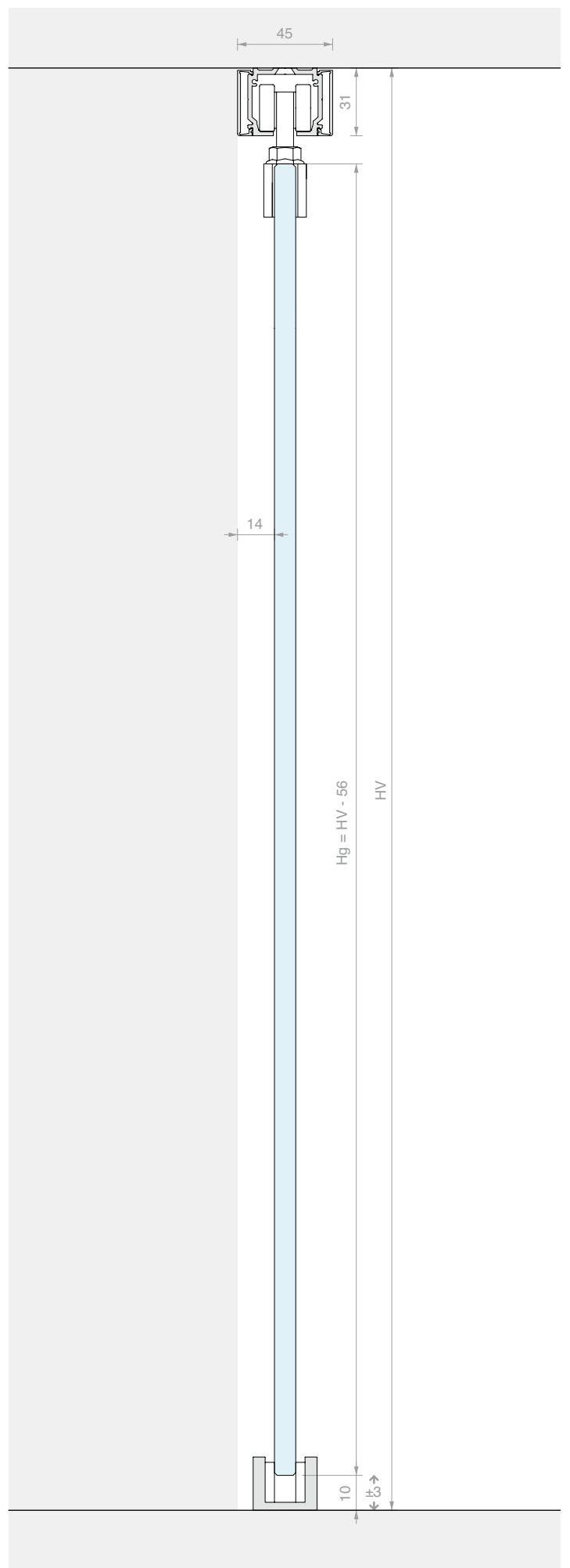
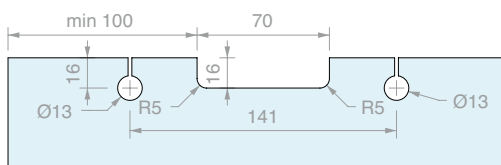
Art.	Description	Qty
LM21.300	Ceiling fixing track	1 Pc
LM3120.300	Track cover	2 Pcs
LM31044TP32	Finishing cap	2 Pcs
CERPOS170COV	Clamp	2 Pcs
057.3114.071	Roller with screw and nut	2 Pcs
057.3073.072	End stop with buffer	2 Pcs
LMGF	Floor guide	1 Pc
Optional		
042.3102.072	Softbreak damper, 20-60 kg	1 Pc
042.3102.071	Softbreak damper, 61-100 kg	1 Pc

Art.	LV max	Qty
LMV3111.200	900 mm	1 Pc

Art.	LV max	Qty
LMV3111.300	1400 mm	1 Pc



MACHINING OF GLASS FOR CERPOS170



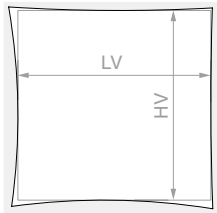


**SLIDING DOOR KIT, CEILING FIXING
SINGLE DOOR WITH LOW COVER**

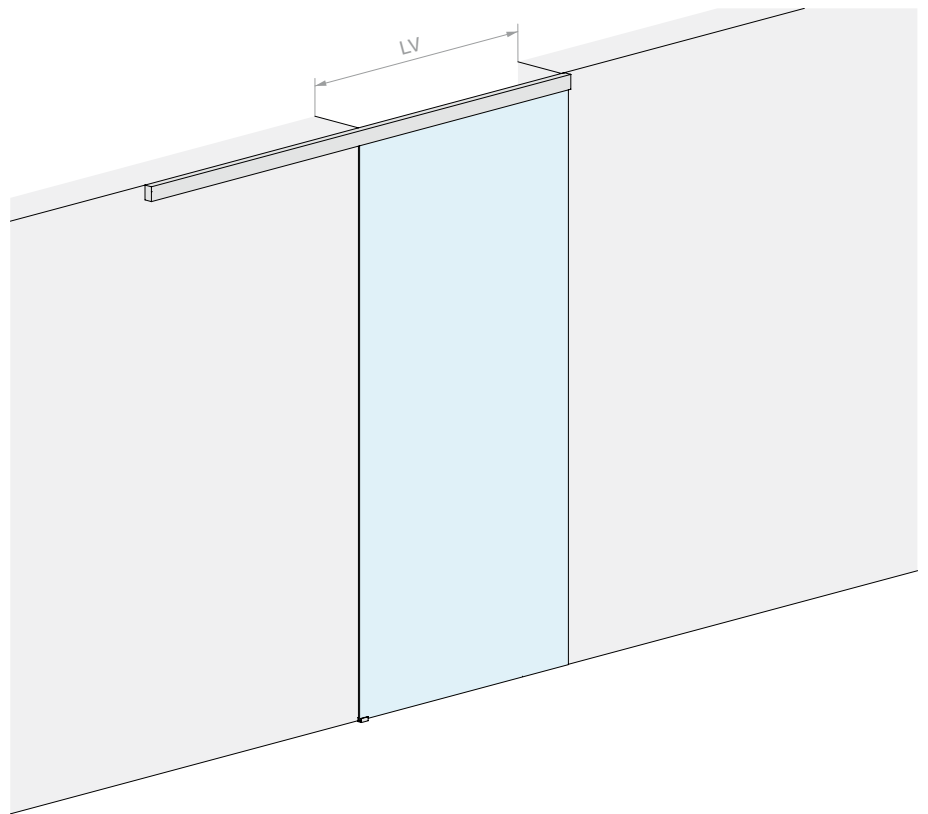
Material: Aluminium

Finish: /6 /88 /97

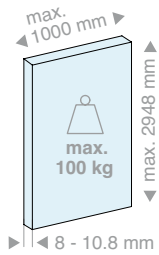
DOOR OPENING SIZE



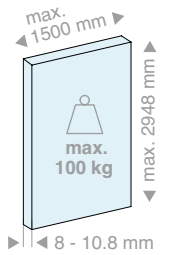
HV max: 3000 mm



DOOR PANEL PANE



DOOR PANEL PANE



Kit comprising:

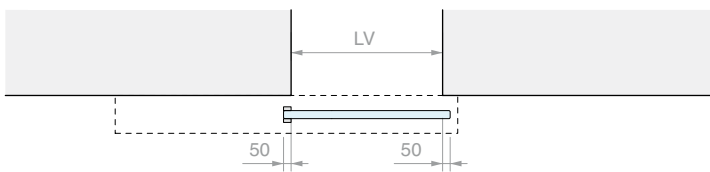
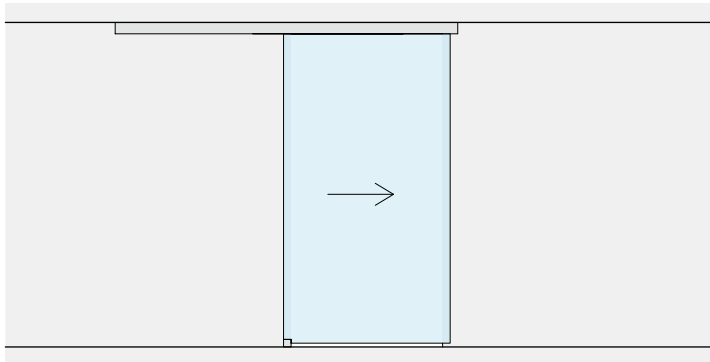
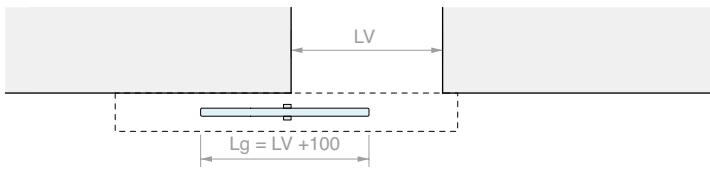
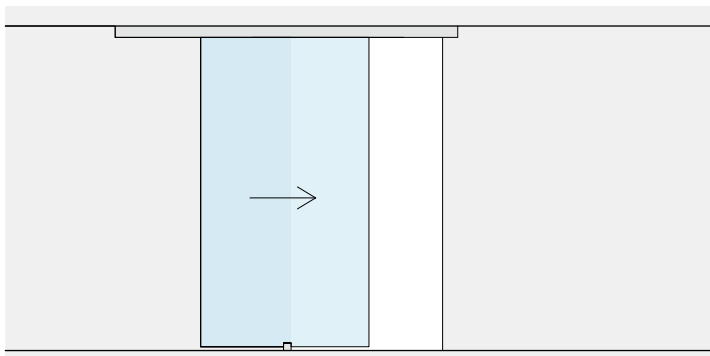
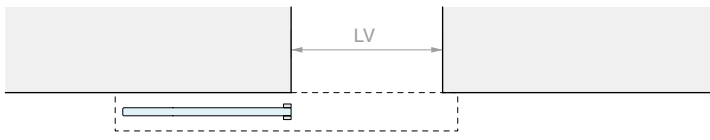
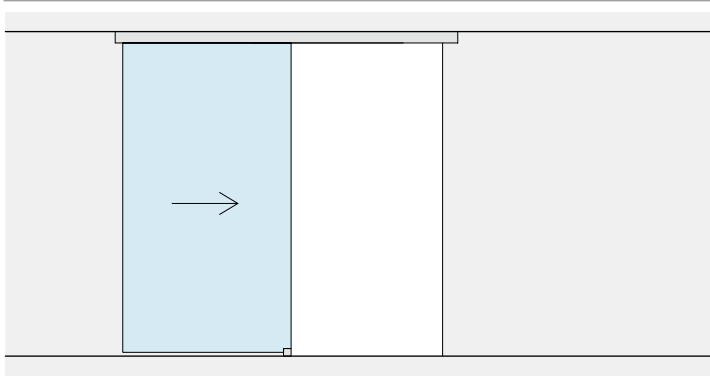
Art.	Description	Qty
LM21.200	Ceiling fixing track	1 Pc
LM0075C.200	Track cover	2 Pcs
LM75044TP33	Finishing cap	2 Pcs
CERPOS170ALL	Clamp	2 Pcs
057.3114.071	Roller with screw and nut	2 Pcs
057.3073.072	End stop with buffer	2 Pcs
LMGF	Floor guide	1 Pc
Optional		
042.3102.072	Softbreak damper, 20-60 kg	1 Pc
042.3102.071	Softbreak damper, 61-100 kg	1 Pc

Kit comprising:


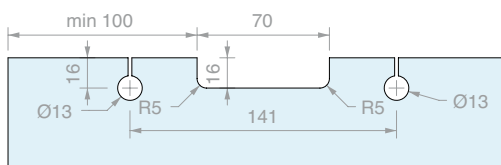
Art.	Description	Qty
LM21.300	Ceiling fixing track	1 Pc
LM0075C.300	Track cover	2 Pcs
LM75044TP33	Finishing cap	2 Pcs
CERPOS170ALL	Clamp	2 Pcs
057.3114.071	Roller with screw and nut	2 Pcs
057.3073.072	End stop with buffer	2 Pcs
LMGF	Floor guide	1 Pc
Optional		
042.3102.072	Softbreak damper, 20-60 kg	1 Pc
042.3102.071	Softbreak damper, 61-100 kg	1 Pc

Art.	LV max	Qty
LMV7511.200	900 mm	1 Pc

Art.	LV max	Qty
LMV7511.300	1400 mm	1 Pc



MACHINING OF GLASS FOR CERPOS170





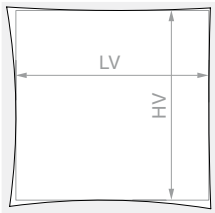
**CEILING FIXING SLIDING DOOR KIT
SINGLE DOOR WITH HIGH COVER**

Material: Aluminium

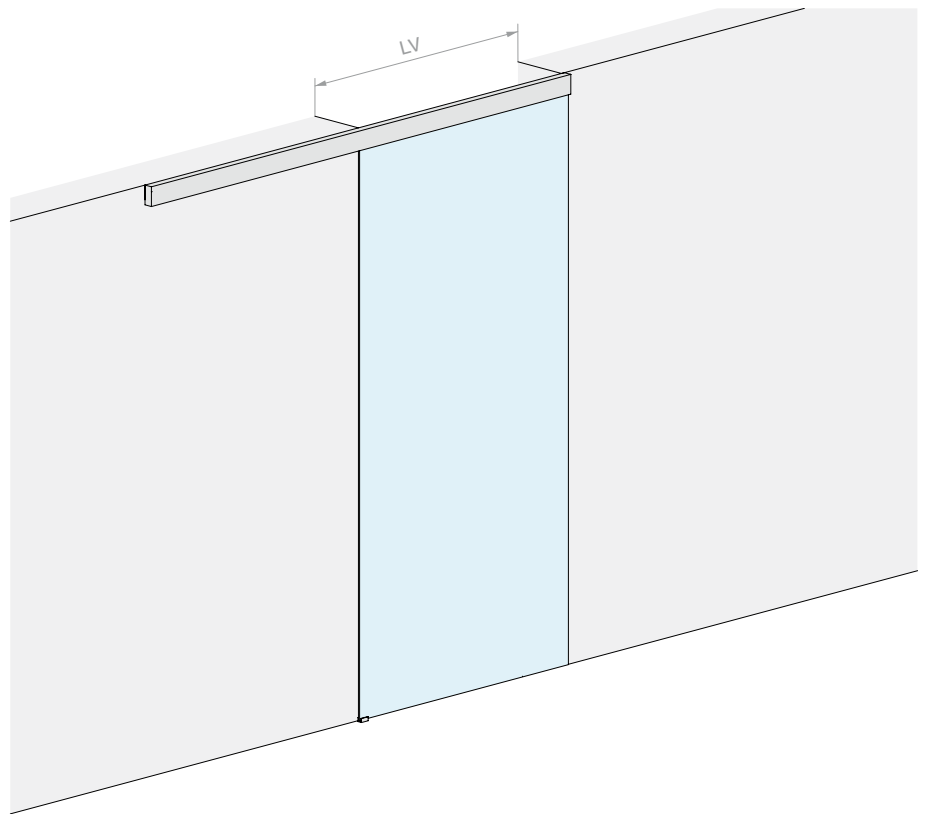
Finish: /6 /88 /97



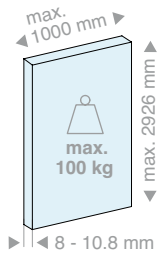
DOOR OPENING SIZE



HV max: 3000 mm



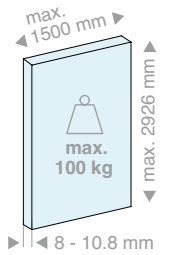
DOOR PANEL PANE



Kit comprising:

Art.	Description	Qty
LM21.200	Ceiling fixing track	1 Pc
LM0100C.200	Track cover	2 Pcs
LM10044TP33	Finishing cap	2 Pcs
CERPOS514	Clamp	2 Pcs
CARVIT8x40-A2	Roller with screw and bolt	2 Pcs
057.3073.072	End stop with buffer	2 Pcs
LMGF	Floor guide	1 Pc
Optional		
042.3102.072	Softbreak damper, 20-60 kg	1 Pc
042.3102.071	Softbreak damper, 61-100 kg	1 Pc

DOOR PANEL PANE


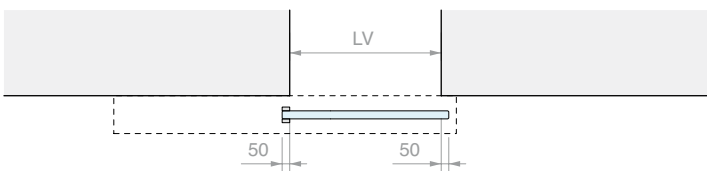
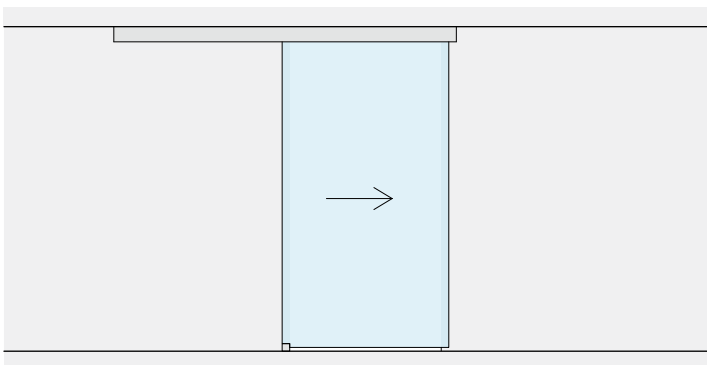
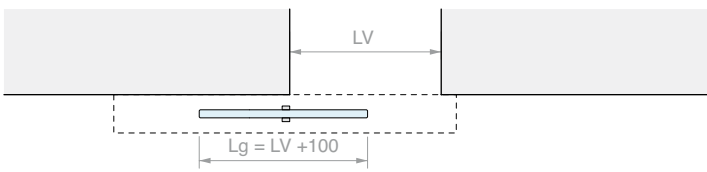
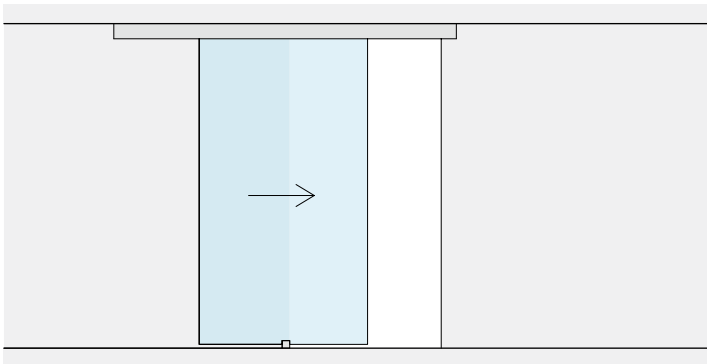
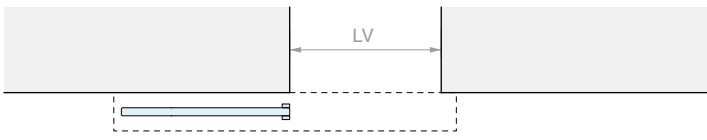
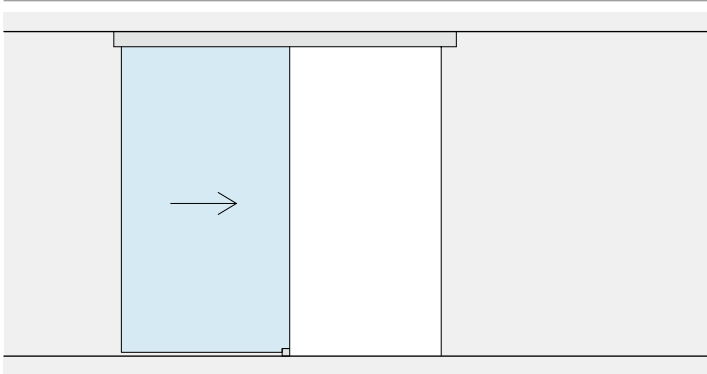


Kit comprising:

Art.	Description	Qty
LM21.300	Ceiling fixing track	1 Pc
LM0100C.300	Track cover	2 Pcs
LM10044TP33	Finishing cap	2 Pcs
CERPOS514	Clamp	2 Pcs
CARVIT8x40-A2	Roller with screw and bolt	2 Pcs
057.3073.072	End stop with buffer	2 Pcs
LMGF	Floor guide	1 Pc
Optional		
042.3102.072	Softbreak damper, 20-60 kg	1 Pc
042.3102.071	Softbreak damper, 61-100 kg	1 Pc

Art.	LV max	Qty
LMV10011.200	900 mm	1 Pc

Art.	LV max	Qty
LMV10011.300	1400 mm	1 Pc







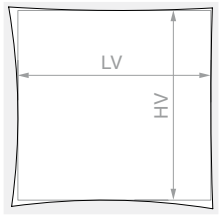


SLIDING DOOR KIT, CEILING FIXING DOUBLE DOOR WITH VISIBLE CLAMPS

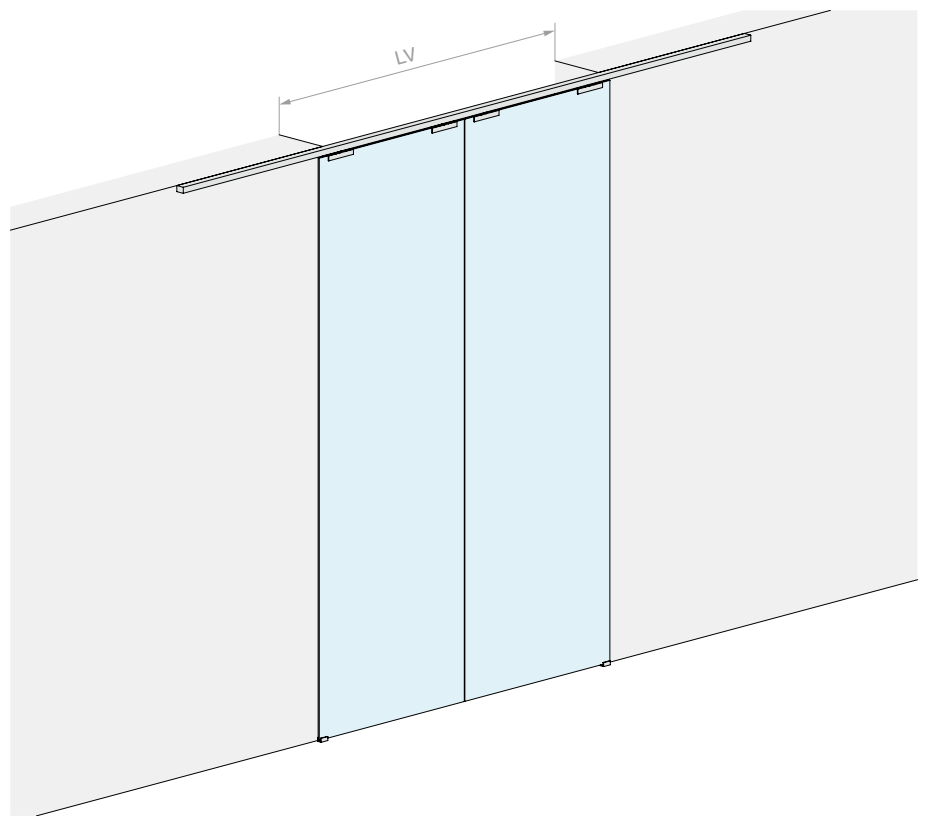
Material: Aluminium

Finish: /6 /88 /97

DOOR OPENING SIZE



HV max: 3000 mm



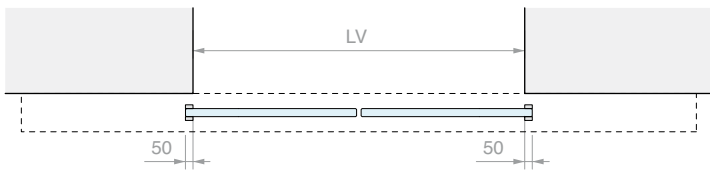
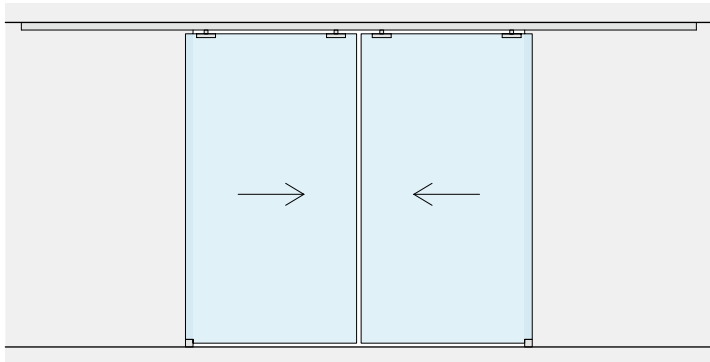
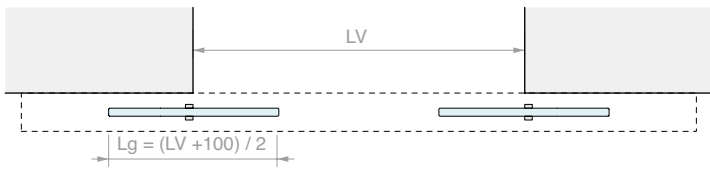
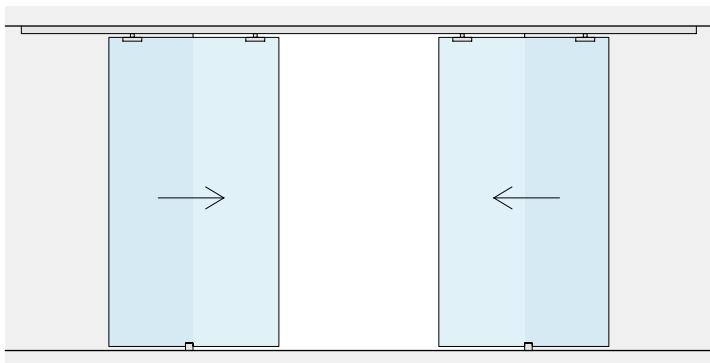

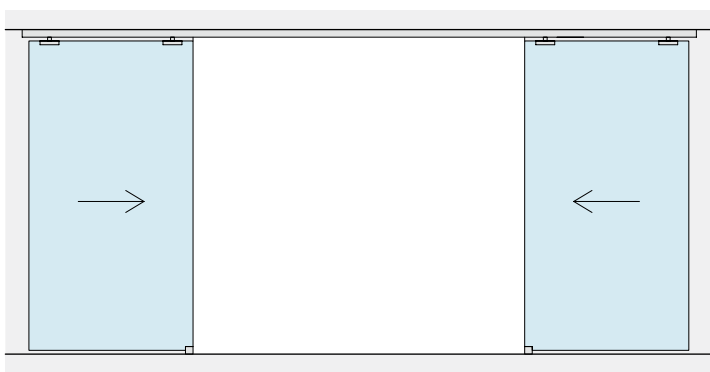
DOOR PANEL PANE



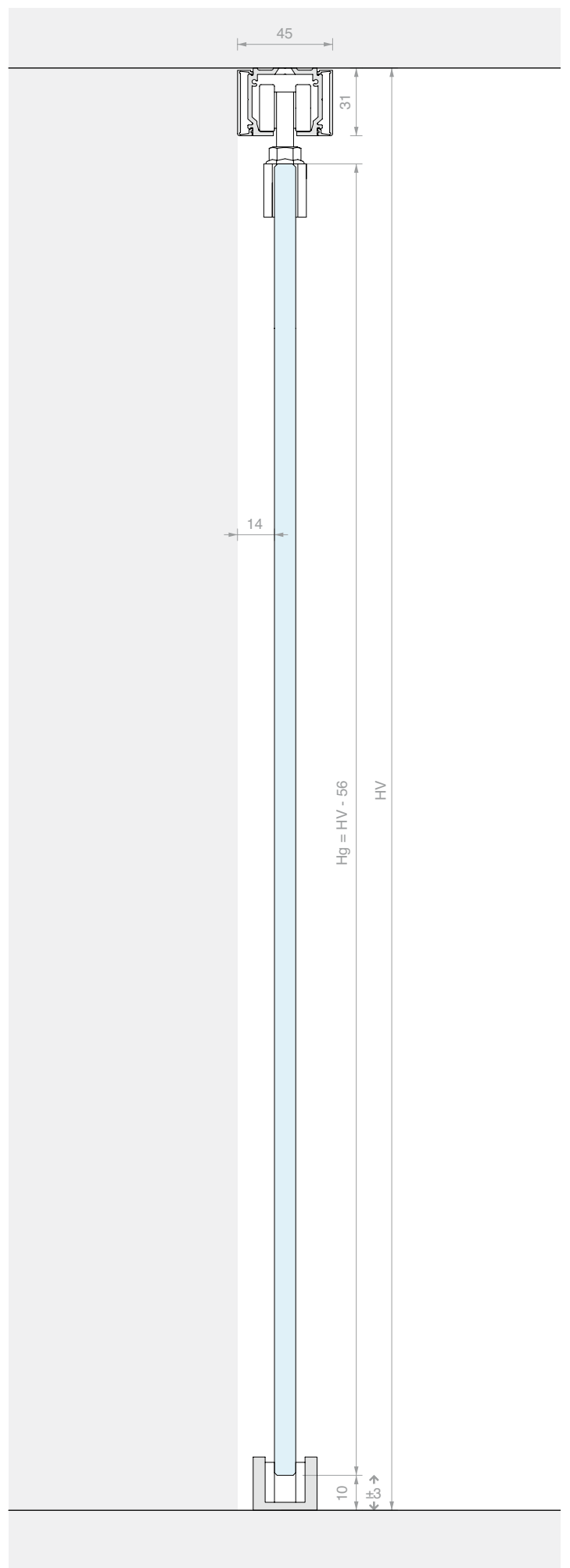
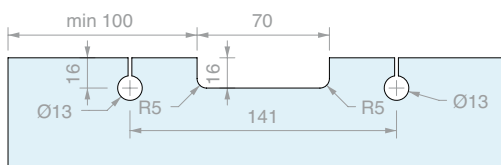
Kit comprising:

Art.	Description	Qty
LM21.400	Ceiling fixing track	1 Pc
LM3120.400	Track cover	2 Pcs
LM31044TP32	Finishing cap	2 Pcs
CERPOS170COV	Clamp	4 Pcs
057.3114.071	Roller with screw and nut	4 Pcs
057.3073.072	End stop with buffer	4 Pcs
LMGF	Floor guide	2 Pcs
Optional		
042.3102.072	Softbreak damper, 20-60 kg	2 Pcs
042.3102.071	Softbreak damper, 61-100 kg	2 Pcs

Art.	LV max	Qty
LMV3111C.400	1900 mm	1 Pc



MACHINING OF GLASS FOR CERPOS170

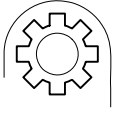




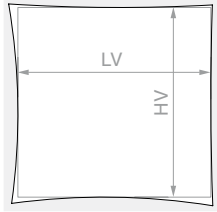
SLIDING DOOR KIT, CEILING FIXING DOUBLE DOOR SYNCHRONISED WITH LOW COVER

Material: Aluminium

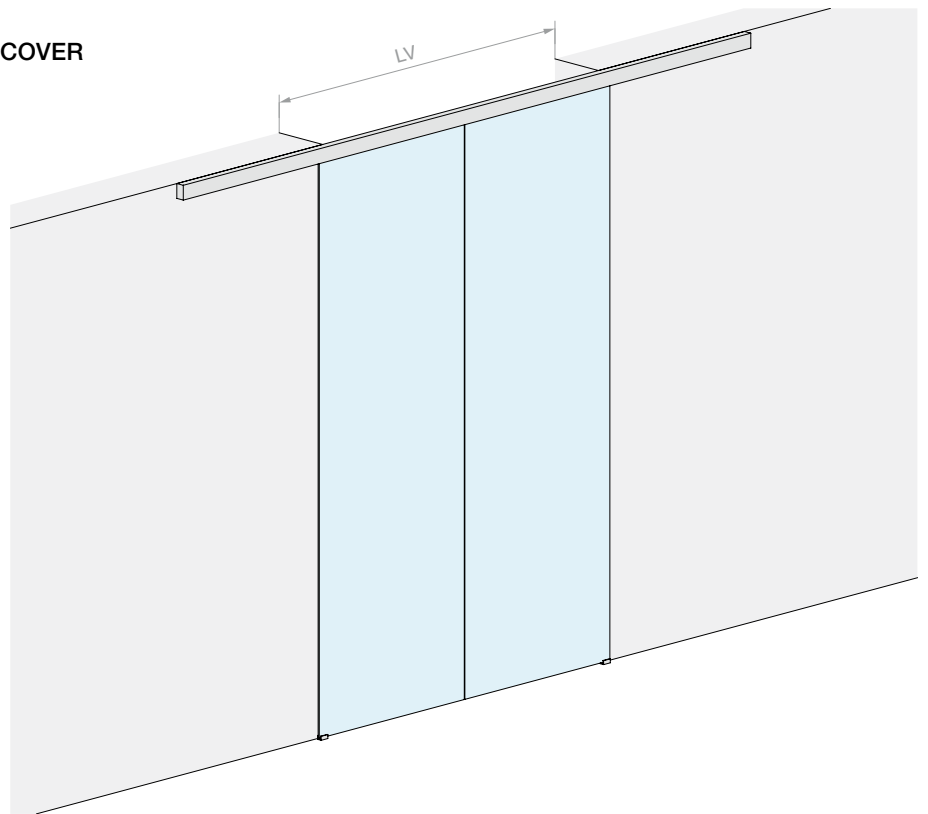
Finish: /6 /88 /97



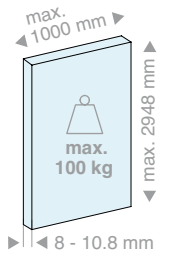
DOOR OPENING SIZE



HV max: 3000 mm



DOOR PANEL PANE



Kit comprising:

Art.	Description	Qty
LM21.400	Ceiling fixing track	1 Pc
LM0075C.400	Track cover	2 Pcs
LM75042TP33	Finishing cap	2 Pcs
CERPOS170ALL	Clamp	2 Pcs
CERPOS170SYNC	Clamp for synchronisation	2 Pcs
057.3114.071	Roller with screw and nut	4 Pcs
057.3073.071	End stop without buffer	4 Pcs
LMGF	Floor guide	2 Pcs
LMSIN-2AC170	Synchronisation kit	1 Pc
Optional		
042.3102.072	Softbreak damper, 20-60 kg	2 Pcs
042.3102.071	Softbreak damper, 61-100 kg	2 Pcs

Art.	LV max	Qty
LMV7511C.400	1900 mm	1 Pc

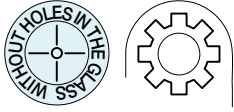




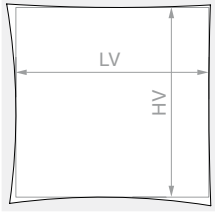
SLIDING DOOR KIT, CEILING FIXING DOUBLE DOOR SYNCHRONISED WITH HIGH COVER

Material: Aluminium

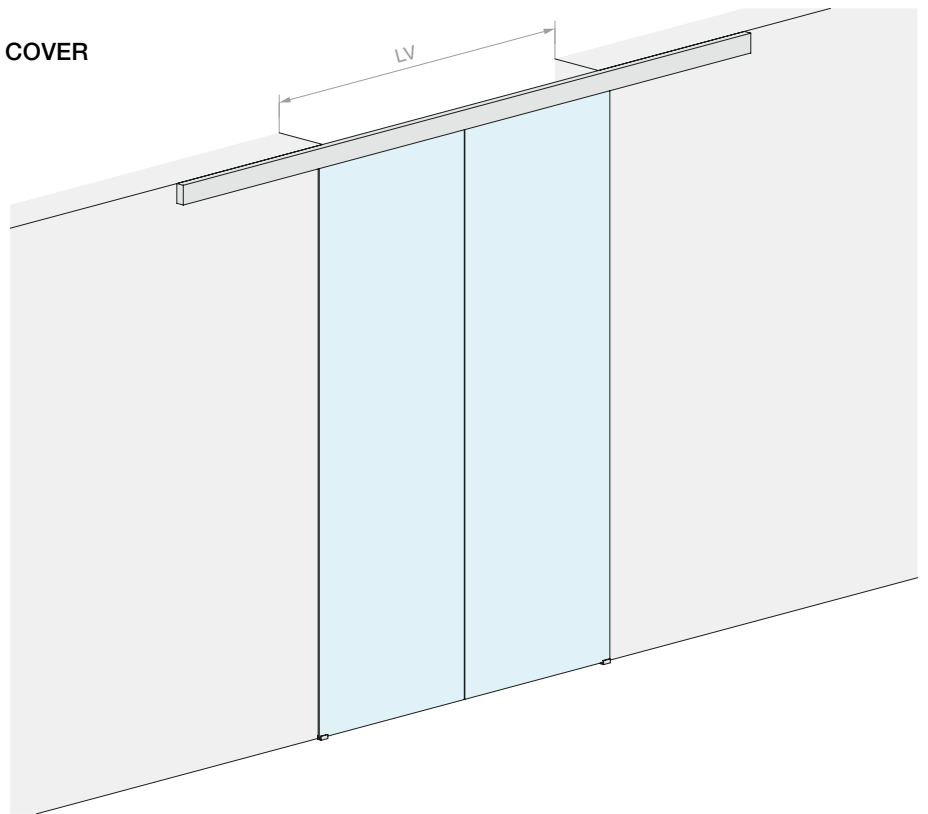
Finish: /6 /88 /97



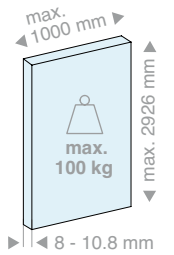
DOOR OPENING SIZE



HV max: 3000 mm



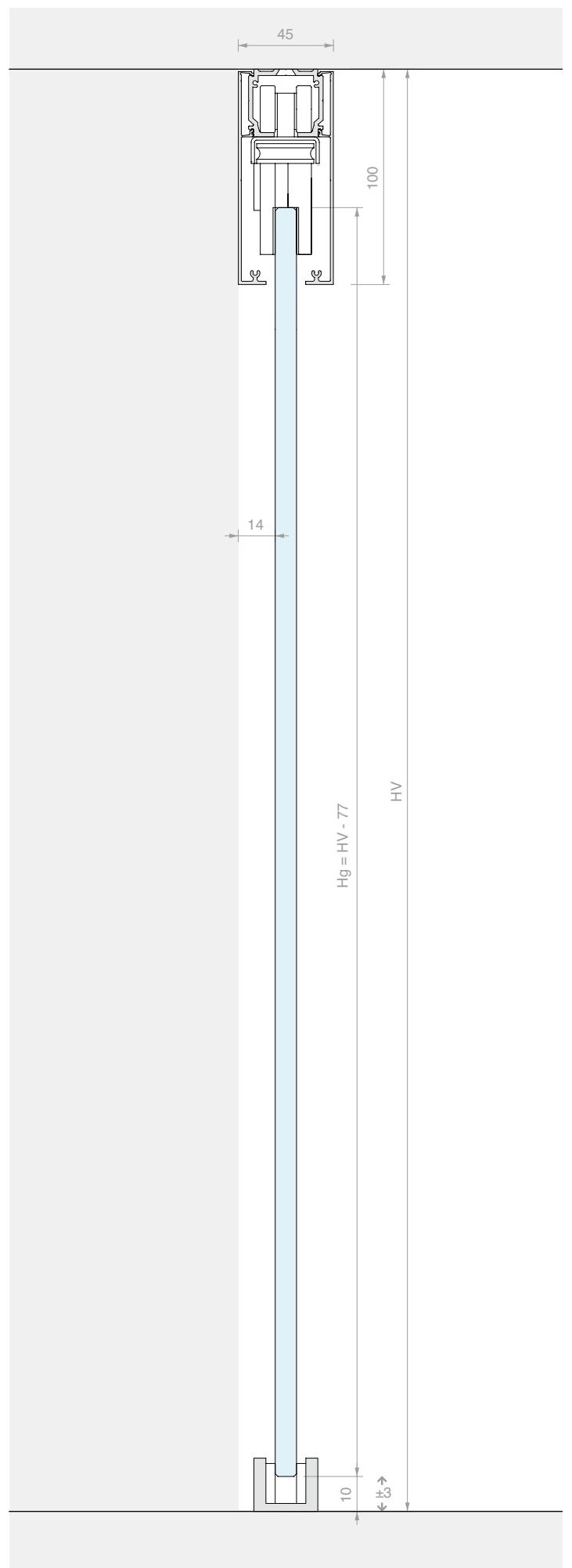
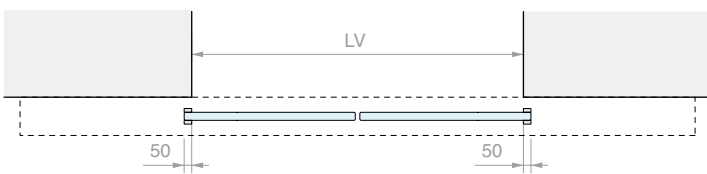
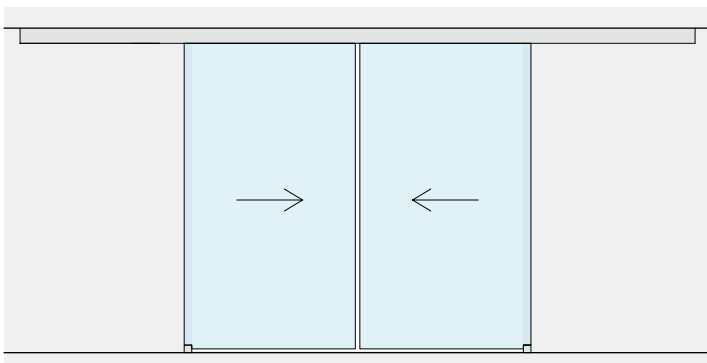
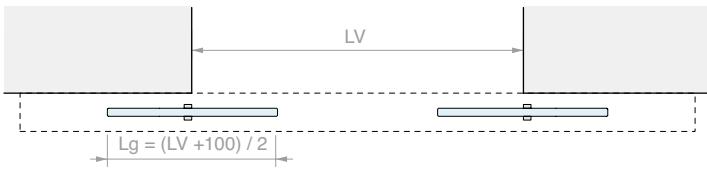
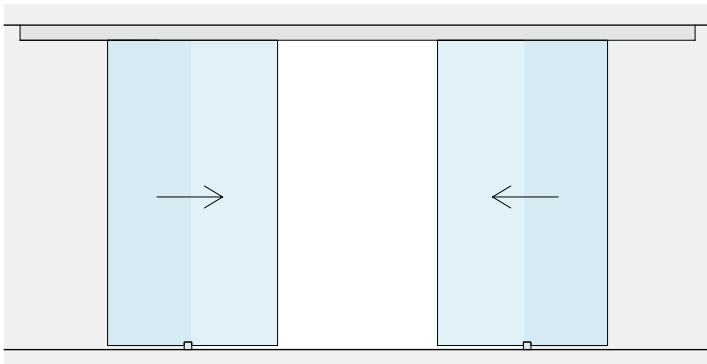
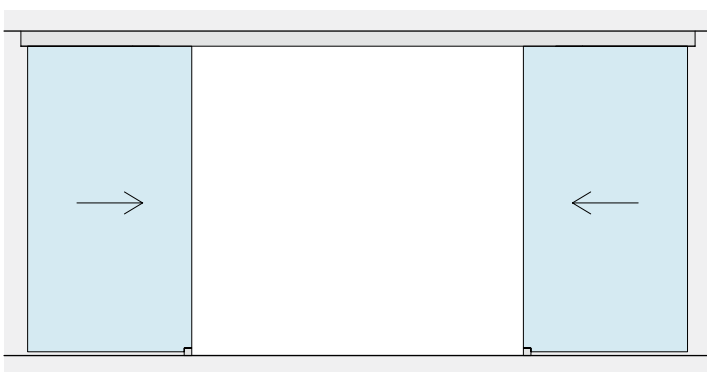
DOOR PANEL PANE



Kit comprising:

Art.	Description	Qty
LM21.400	Ceiling fixing track	1 Pc
LM0100C.400	Track cover	2 Pcs
LM10044TP33	Finishing cap	2 Pcs
CERPOS514	Clamp	2 Pcs
CERPOS514-C	Clamp for synchronisation	2 Pcs
CARVIT8X40-A2	Roller with screw and nut	4 Pcs
057.3073.071	End stop without buffer	4 Pcs
LMGF	Floor guide	2 Pcs
LMSIN-2AC500	Synchronisation kit	1 Pc
Optional		
042.3102.072	Softbreak damper, 20-60 kg	2 Pcs
042.3102.071	Softbreak damper, 61-100 kg	2 Pcs

Art.	LV max	Qty
LMV10011C.400	1900 mm	1 Pc







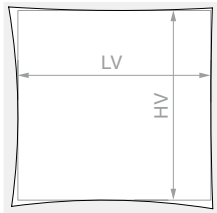


**CEILING FIXING SLIDING DOOR KIT
SINGLE DOOR AND FIXED GLASS WITH LOW COVER**

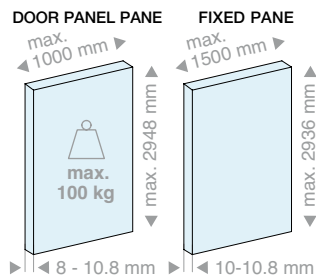
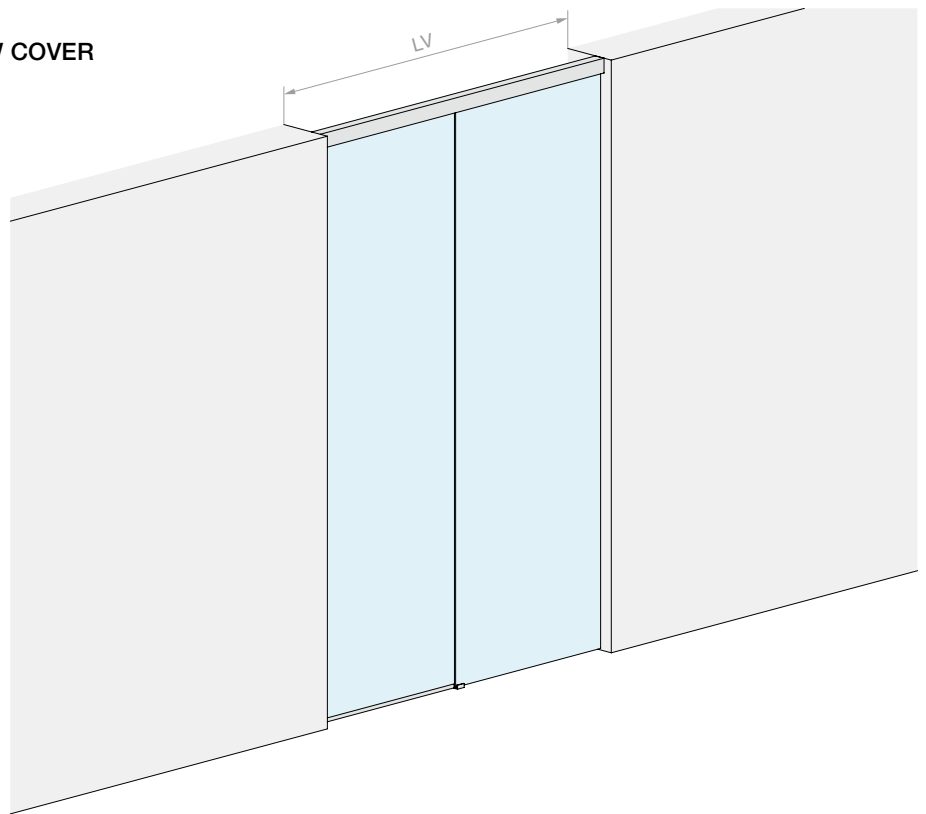
Material: Aluminium

Finish: /6 /88 /97

DOOR OPENING SIZE

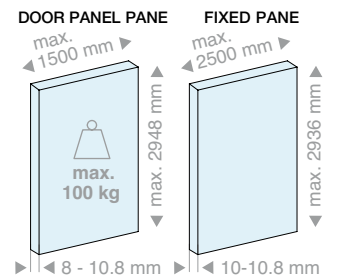


HV max: 3000 mm



Kit comprising:

Art.	Description	Qty
LM21.200	Ceiling fixing track	1 Pc
LM26075.200	Fixed glass profile	1 Pc
LM0075C.200	Track cover	1 Pc
LMC13.200	Finishing profile	1 Pc
LMU20.150	U profile	1 Pc
LMU20.300	U profile	1 Pc
LMU20TP	Finishing cap	1 Pc
GTUP2	Glass holder gasket	5 m
CERPOS170ALL	Clamp	2 Pcs
057.3114.071	Roller with screw and nut	2 Pcs
057.3073.072	End stop with buffer	2 Pcs
LMGF	Floor guide	1 Pc

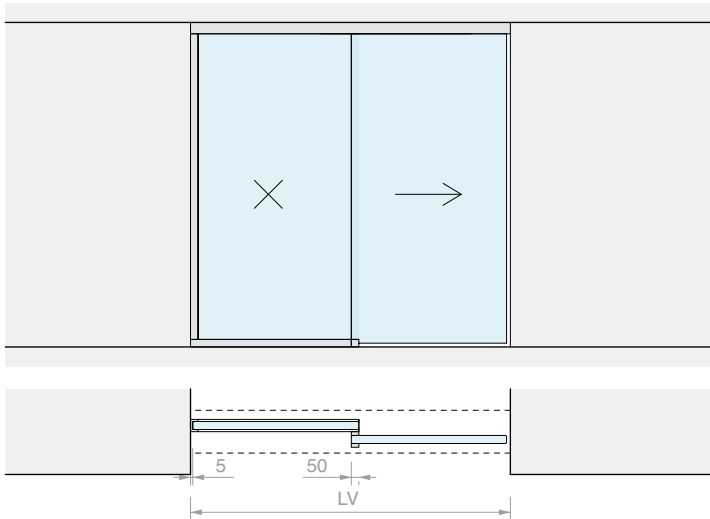
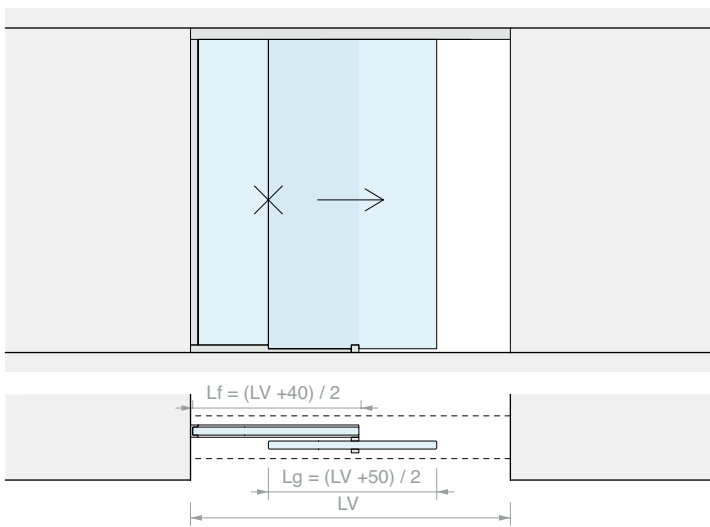
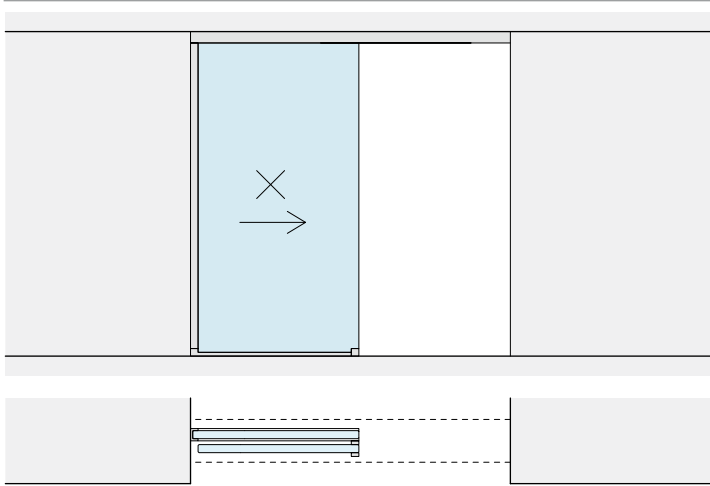


Kit comprising:

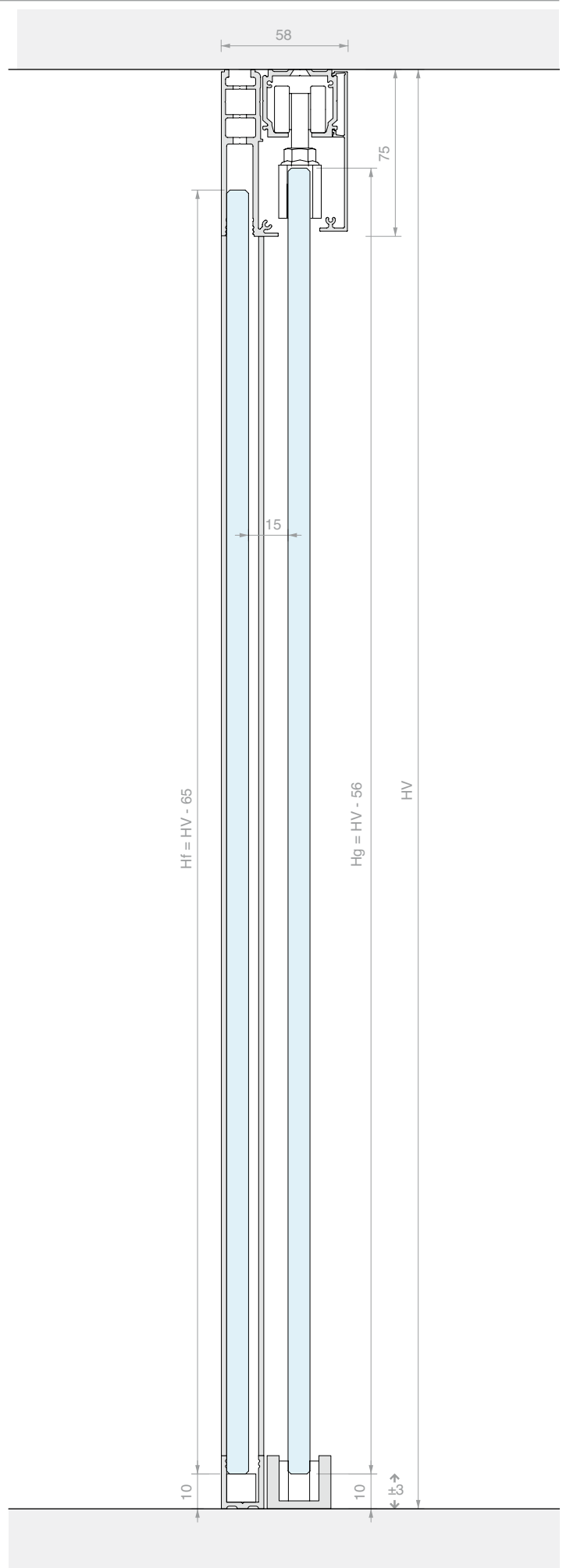
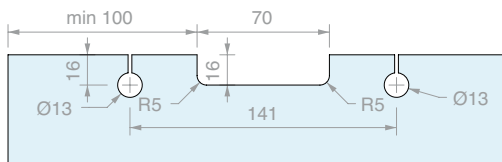
Art.	Description	Qty
LM21.300	Ceiling fixing track	1 Pc
LM26075.300	Fixed glass profile	1 Pc
LM0075C.300	Track cover	1 Pc
LMC13.200	Finishing profile	1 Pc
LMU20.300	U profile	2 Pcs
LMU20TP	Finishing cap	1 Pc
GTUP2	Glass holder gasket	6 m
CERPOS170ALL	Clamp	2 Pcs
057.3114.071	Roller with screw and nut	2 Pcs
057.3073.072	End stop with buffer	2 Pcs
LMGF	Floor guide	1 Pc

Optional		Art.	Description	Qty
042.3102.072	Softbreak damper, 20-60 kg	042.3102.072	Softbreak damper, 20-60 kg	1 Pc
042.3102.071	Softbreak damper, 61-100 kg	042.3102.071	Softbreak damper, 61-100 kg	1 Pc

Art.	LV max	Qty	Art.	LV max	Qty
LMV7511F.200	1900 mm	1 Pc	LMV7511F.300	2900 mm	1 Pc



MACHINING OF GLASS FOR CERPOS170





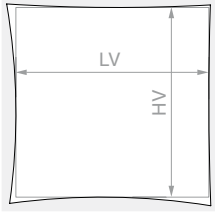
SLIDING DOOR KIT, CEILING FIXING
SINGLE DOOR AND FIXED GLASS WITH HIGH COVER

Material: Aluminium

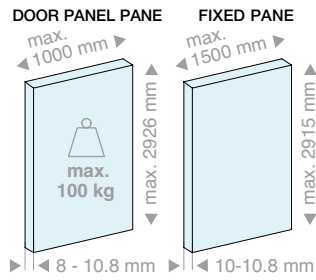
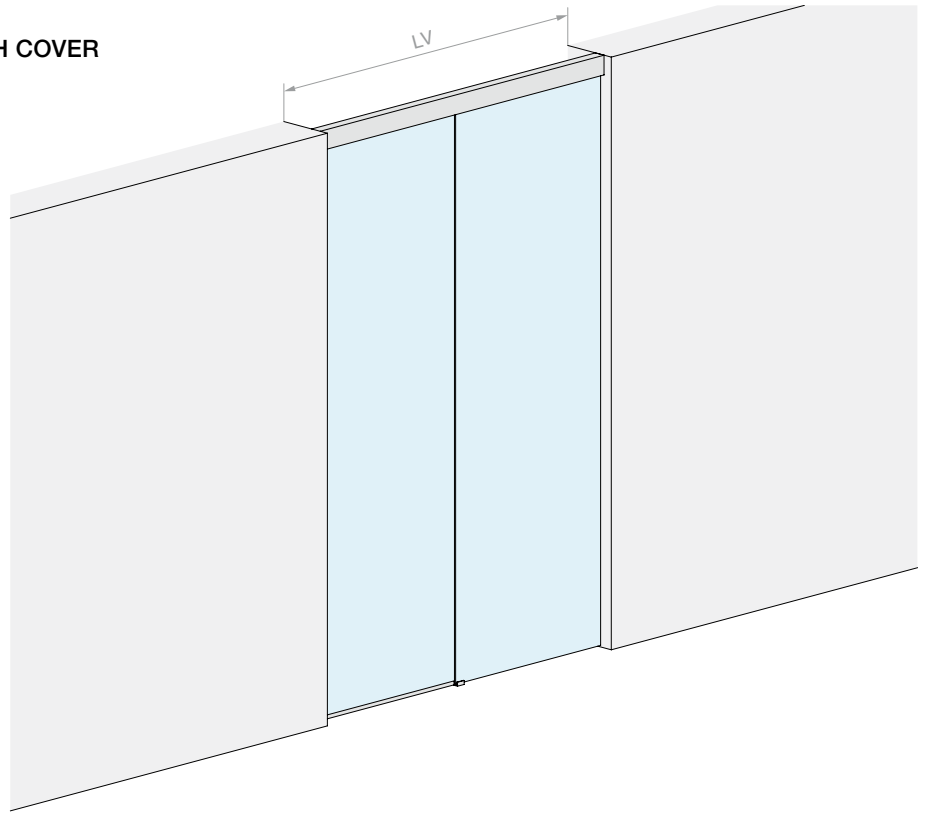
Finish: /6 /88 /97



DOOR OPENING SIZE



HV max: 3000 mm

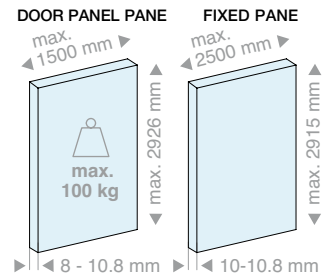


Kit comprising:

Art.	Description	Qty
LM21.200	Ceiling fixing track	1 Pc
LM26100.200	Fixed glass profile	1 Pc
LM0100C.200	Track cover	1 Pc
LMC13.200	Finishing profile	1 Pc
LMU20.150	U profile	1 Pc
LMU20.300	U profile	1 Pc
LMU20TP	Finishing cap	1 Pc
GTUP2	Glass holder gasket	5 m
CERPOS514	Clamp	2 Pcs
CARVIT8X40-A2	Roller with screw and nut	2 Pcs
057.3073.072	End stop with buffer	2 Pcs
LMGF	Floor guide	1 Pc

Optional

042.3102.072	Softbreak damper, 20-60 kg	1 Pc
042.3102.071	Softbreak damper, 61-100 kg	1 Pc



Kit comprising:

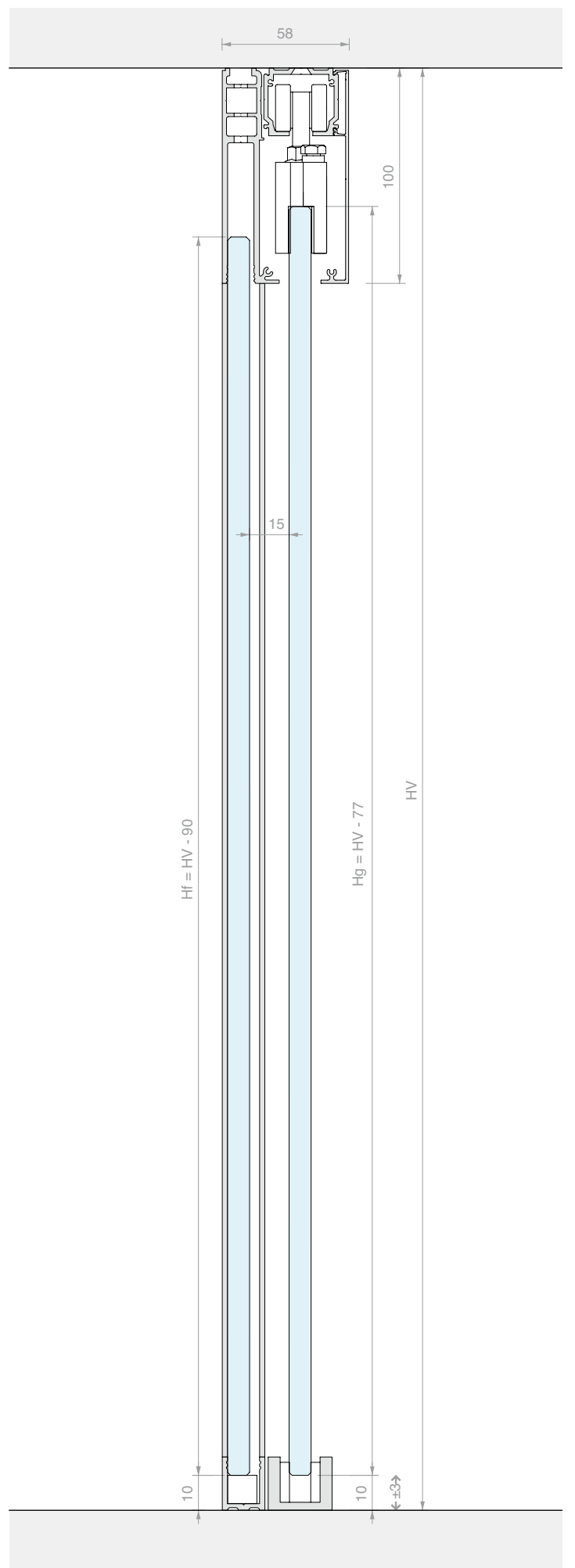
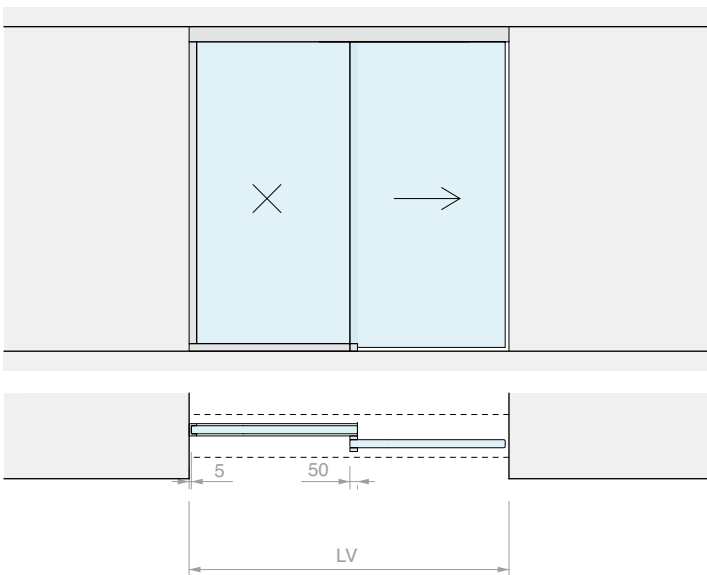
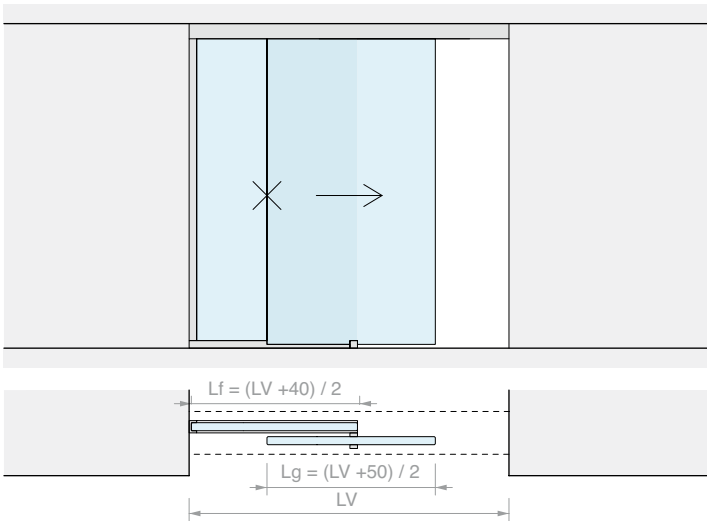
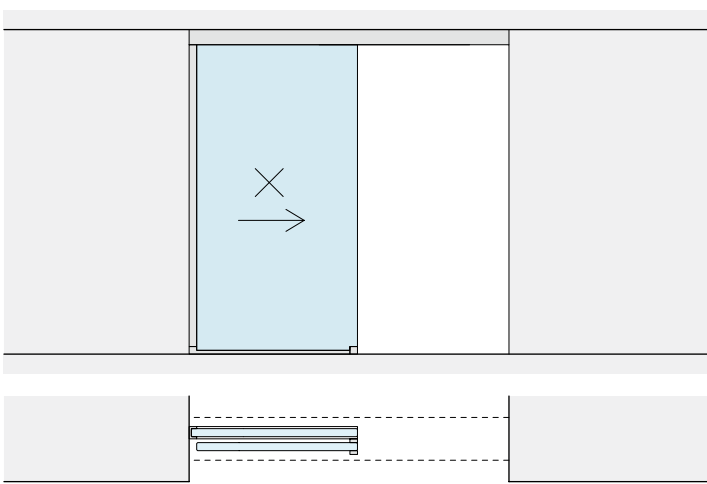
Art.	Description	Qty
LM21.300	Ceiling fixing track	1 Pc
LM26100.300	Fixed glass profile	1 Pc
LM0100C.300	Track cover	1 Pc
LMC13.200	Finishing profile	1 Pc
LMU20.300	U profile	2 Pcs
LMU20TP	Finishing cap	1 Pc
GTUP2	Glass holder gasket	6 m
CERPOS514	Clamp	2 Pcs
CARVIT8X40-A2	Roller with screw and nut	2 Pcs
057.3073.072	End stop with buffer	2 Pcs
LMGF	Floor guide	1 Pc

Optional

042.3102.072	Softbreak damper, 20-60 kg	1 Pc
042.3102.071	Softbreak damper, 61-100 kg	1 Pc

Art.	LV max	Qty
LMV10011F.200	1900 mm	1 Pc

Art.	LV max	Qty
LMV10011F.300	2900 mm	1 Pc





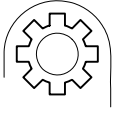




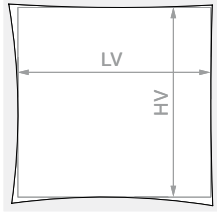
CEILING FIXING SLIDING DOOR KIT SYNCHRONISED DOUBLE DOOR AND DOUBLE FIXED GLASS

Material: Aluminium

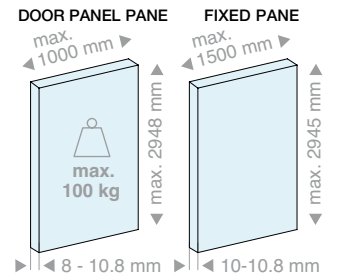
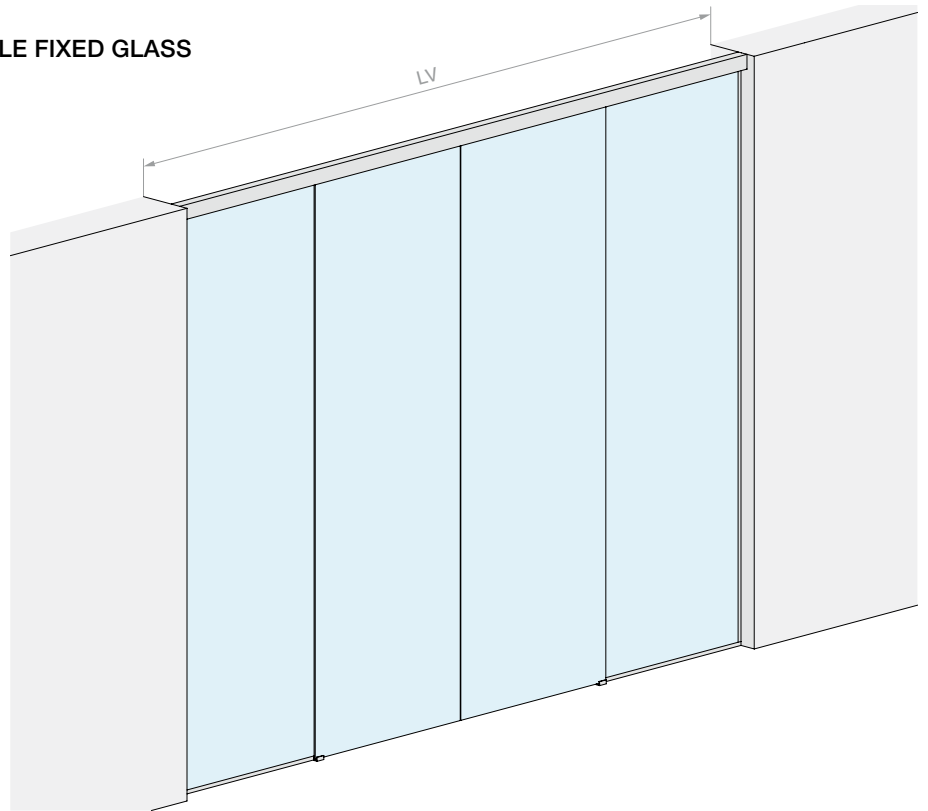
Finish: /6 /88 /97



DOOR OPENING SIZE



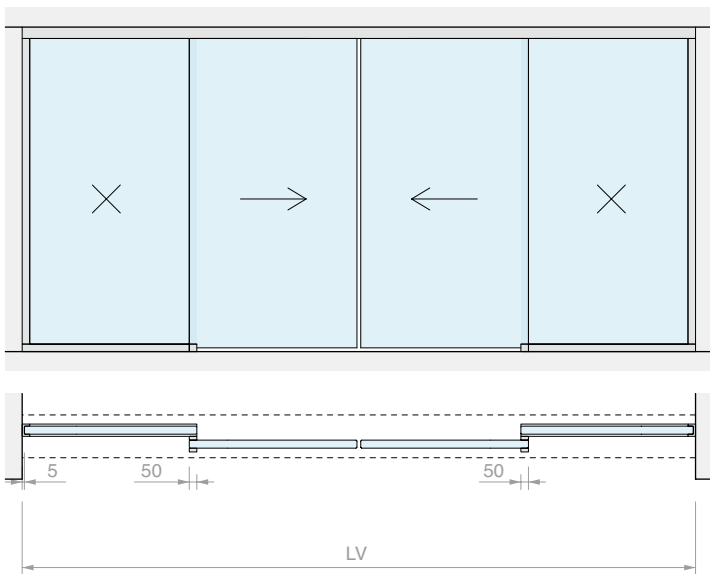
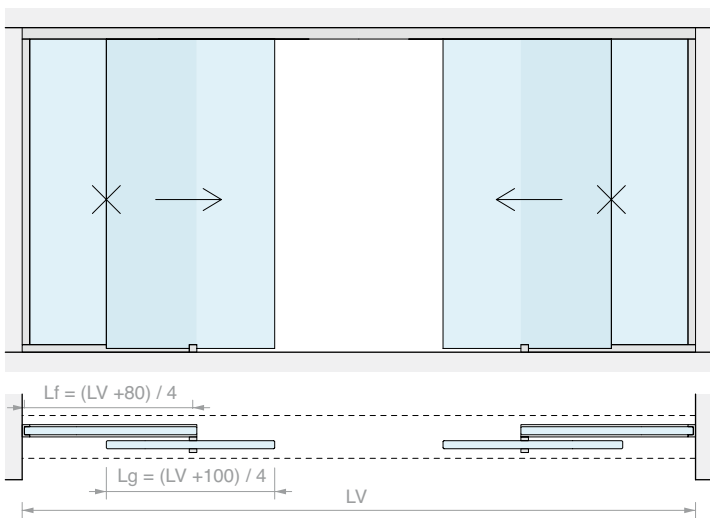
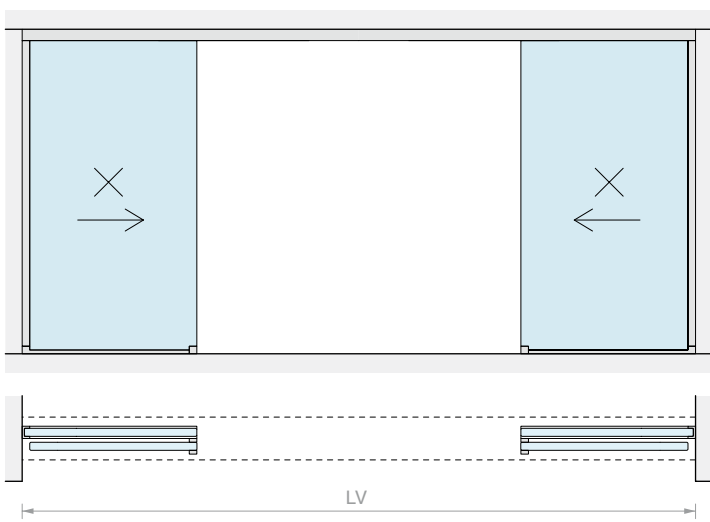
HV max: 3000 mm



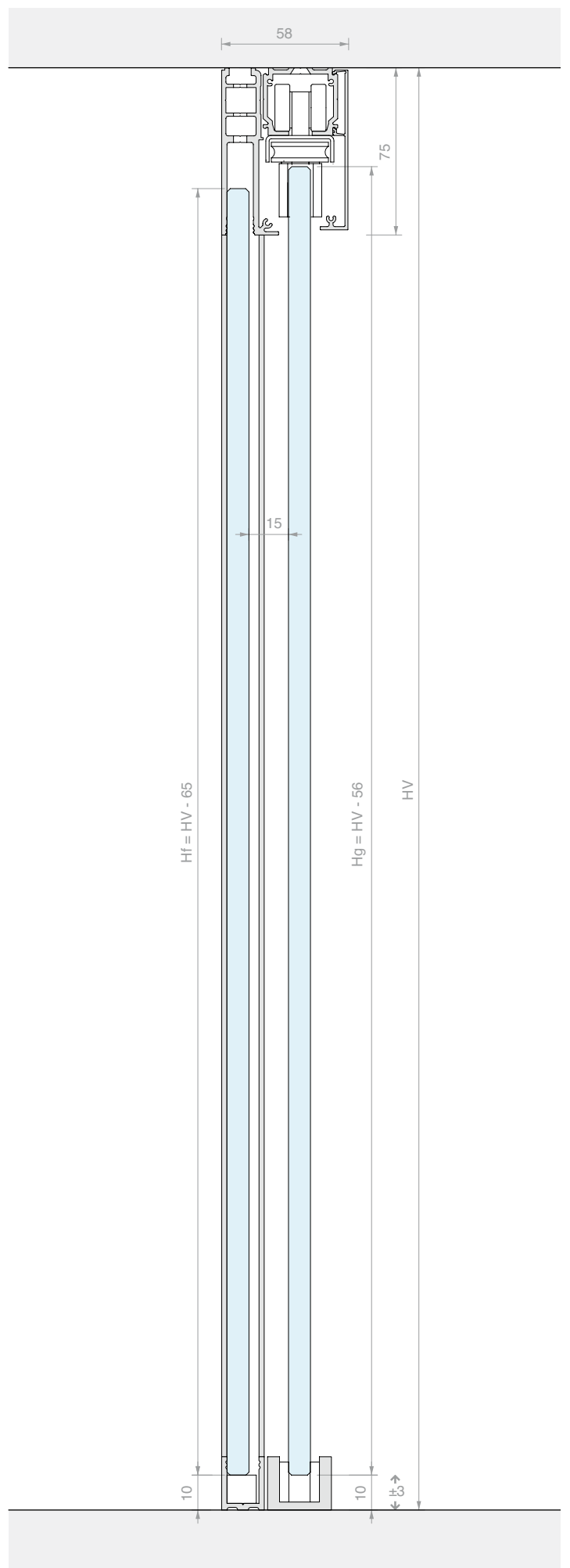
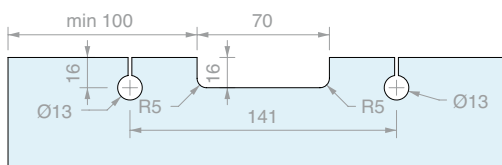
Kit comprising:

Art.	Description	Qty
LM21.400	Ceiling fixing track	1 Pc
LM26075.400	Fixed glass profile	1 Pc
LM0075C.400	Track cover	1 Pc
LMC13.200	Finishing profile	1 Pc
LMU20.300	U profile	3 Pcs
LMU20TP	Finishing cap	2 Pcs
GTUP2	Glass holder gasket	10 m
CERPOS170ALL	Clamp	2 Pcs
CERPOS170SYNC	Clamp for synchronisation	2 Pcs
057.3114.071	Roller with screw and nut	4 Pcs
057.3073.071	End stop without buffer	4 Pcs
LMGF	Floor guide	2 Pcs
LMSIN-2AC170	Synchronisation kit	1 Pc
Optional		
042.3102.072	Softbreak damper, 20-60 kg	2 Pcs
042.3102.071	Softbreak damper, 61-100 kg	2 Pcs

Art.	LV max	Qty
LMV7511CF.400	3900 mm	1 Pc



MACHINING OF GLASS FOR CERPOS170

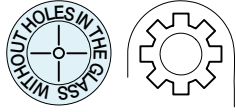




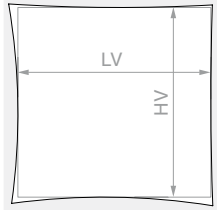
SLIDING DOOR KIT, CEILING FIXING
SYNCHRONISED DOUBLE DOOR AND DOUBLE FIXED GLASS WITH HIGH COVER

Material: Aluminium

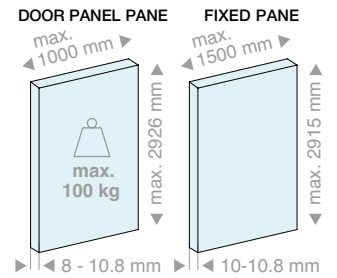
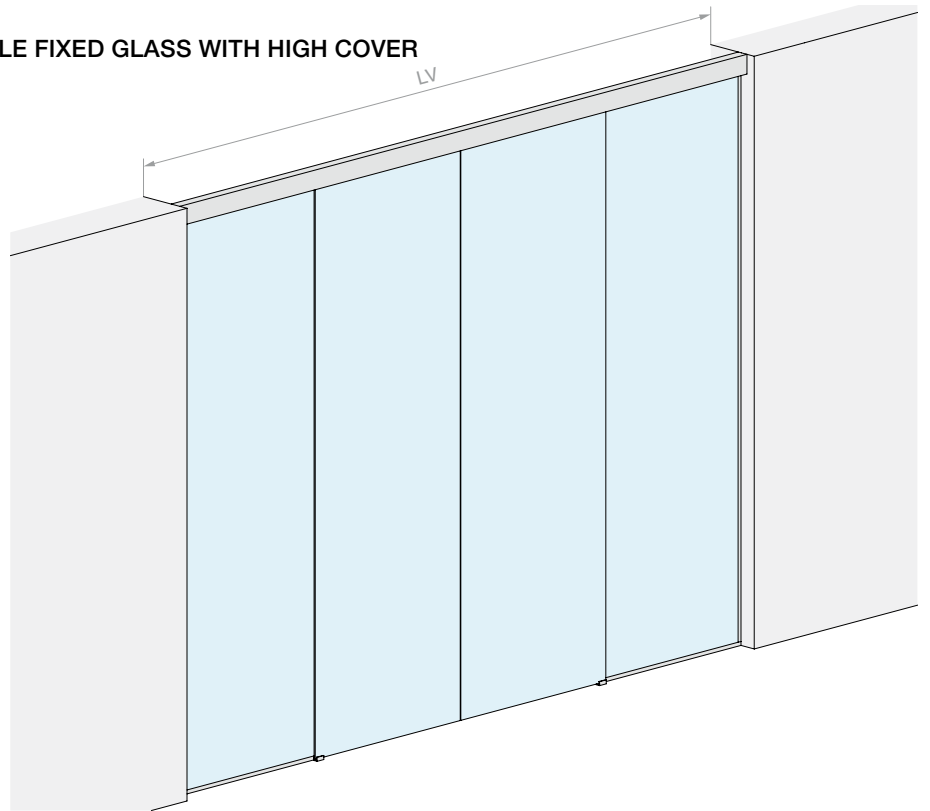
Finish: /6 /88 /97



DOOR OPENING SIZE



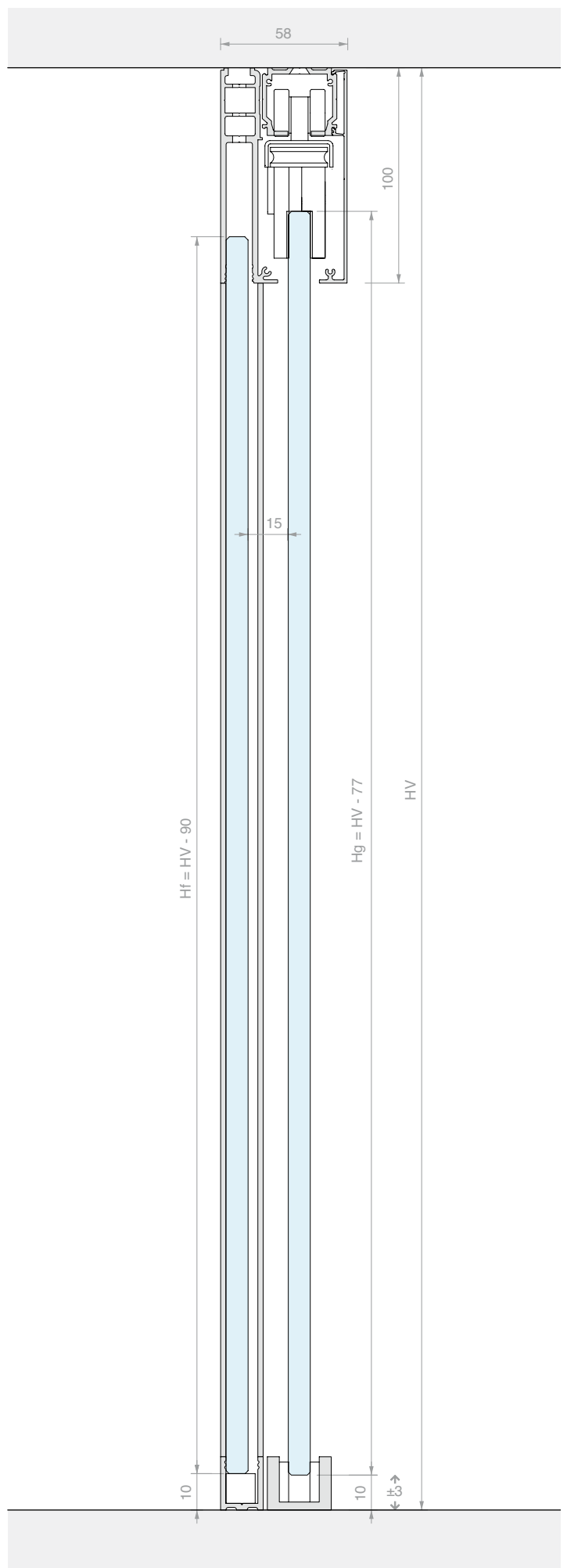
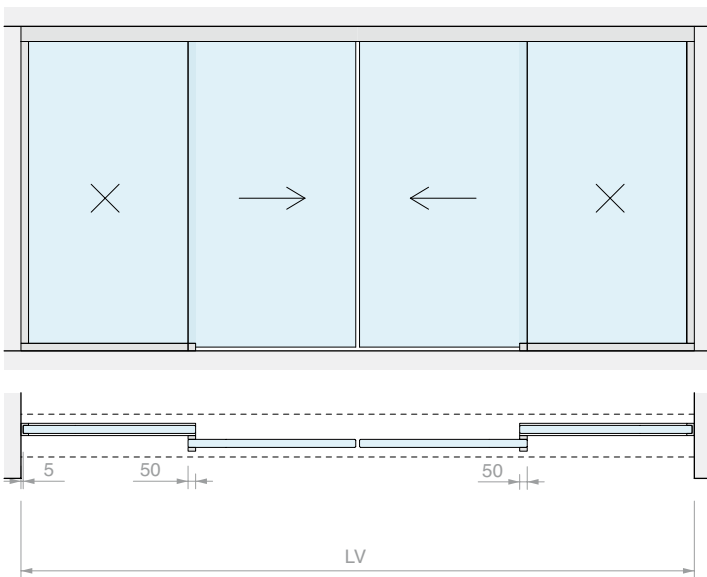
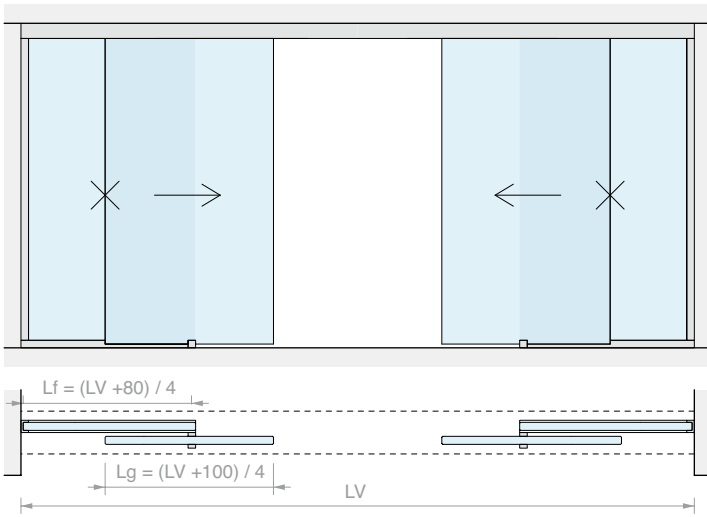
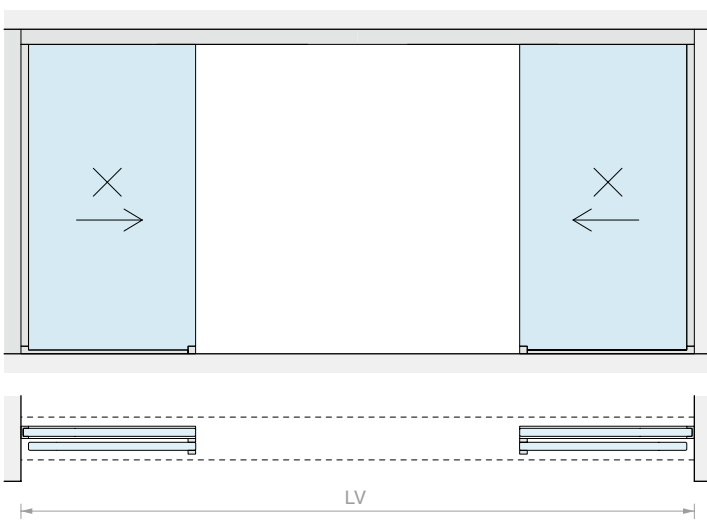
HV max: 3000 mm



Kit comprising:

Art.	Description	Qty
LM21.400	Ceiling fixing track	1 Pc
LM26100.400	Fixed glass profile	1 Pc
LM0100C.400	Track cover	1 Pc
LMC13.200	Finishing profile	1 Pc
LMU20.300	U profile	3 Pcs
LMU20TP	Finishing cap	2 Pcs
GTUP2	Glass holder gasket	10 m
CERPOS514	Clamp	2 Pcs
CERPOS514-C	Clamp for synchronisation	2 Pcs
CARVIT8X40-A2	Roller with screw and nut	4 Pcs
057.3073.071	End stop without buffer	4 Pcs
LMGF	Floor guide	2 Pcs
LMSIN-2AC500	Synchronisation kit	1 Pc
Optional		
042.3102.072	Softbreak damper, 20-60 kg	2 Pcs
042.3102.071	Softbreak damper, 61-100 kg	2 Pcs

Art.	LV max	Qty
LMV10011CF.400	3900 mm	1 Pc





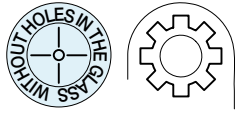




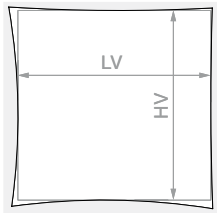
SLIDING DOOR KIT, CEILING FIXING DOUBLE DOOR WITH DRAGGING SYSTEM

Material: Aluminium

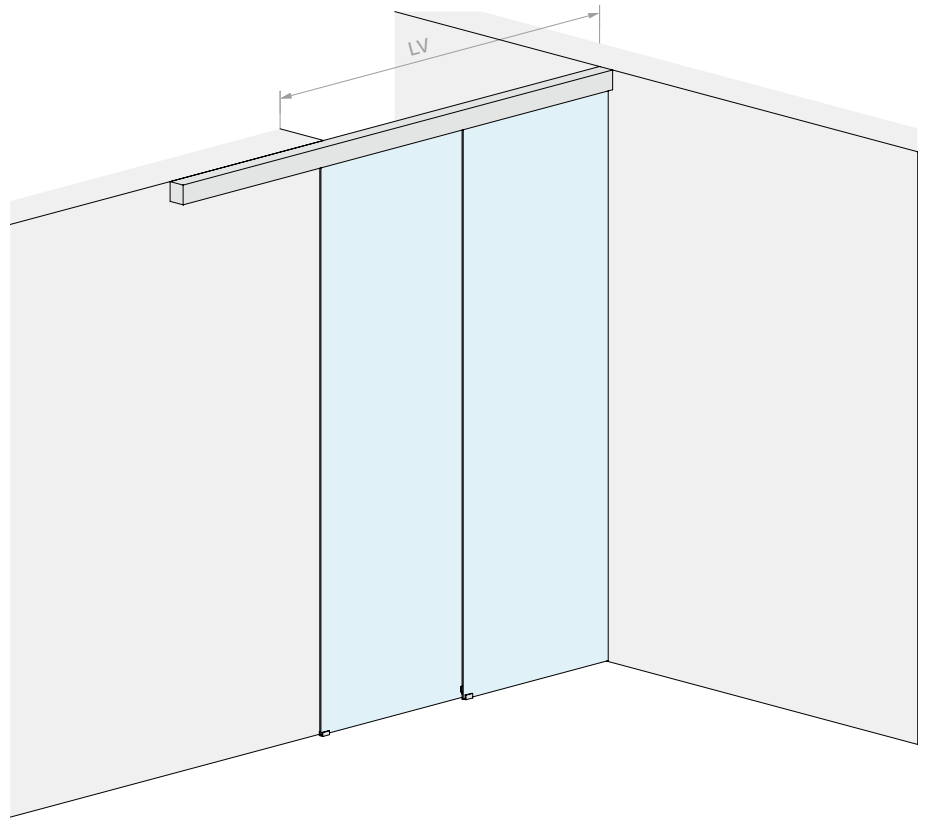
Finish: /6 /88 /97



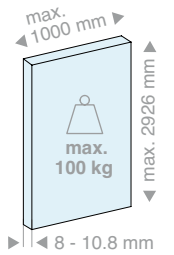
DOOR OPENING SIZE



HV max: 3000 mm



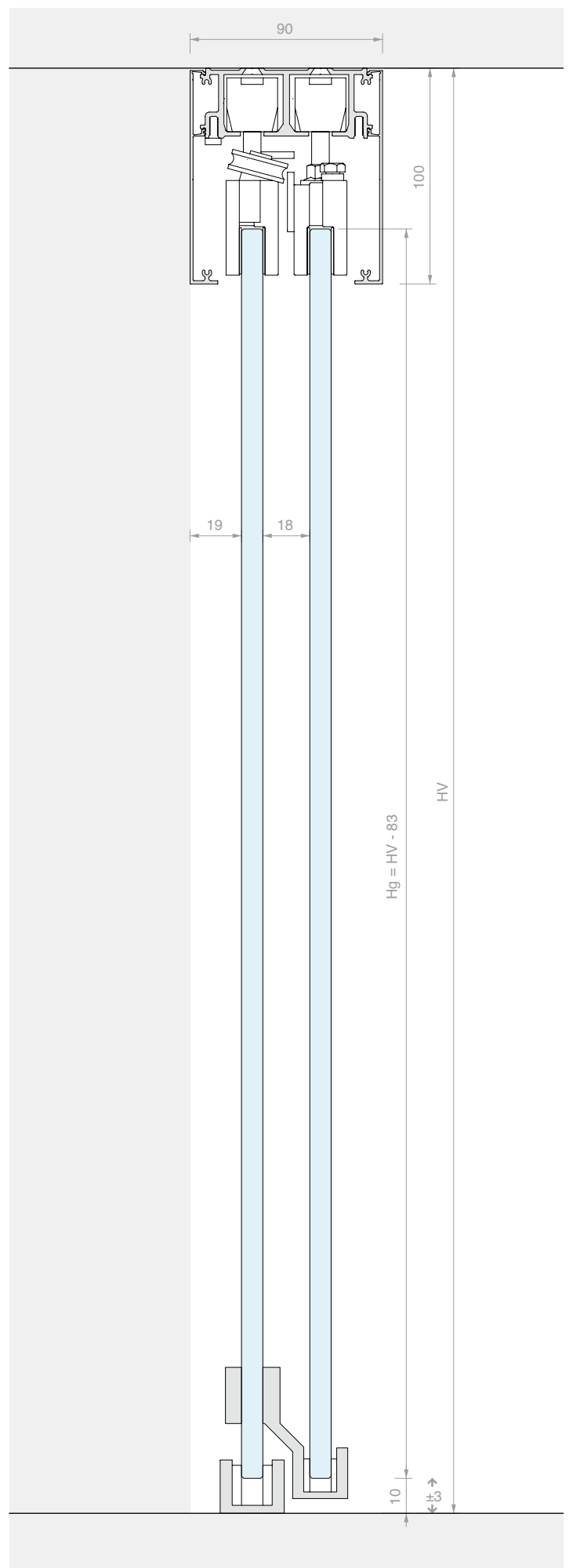
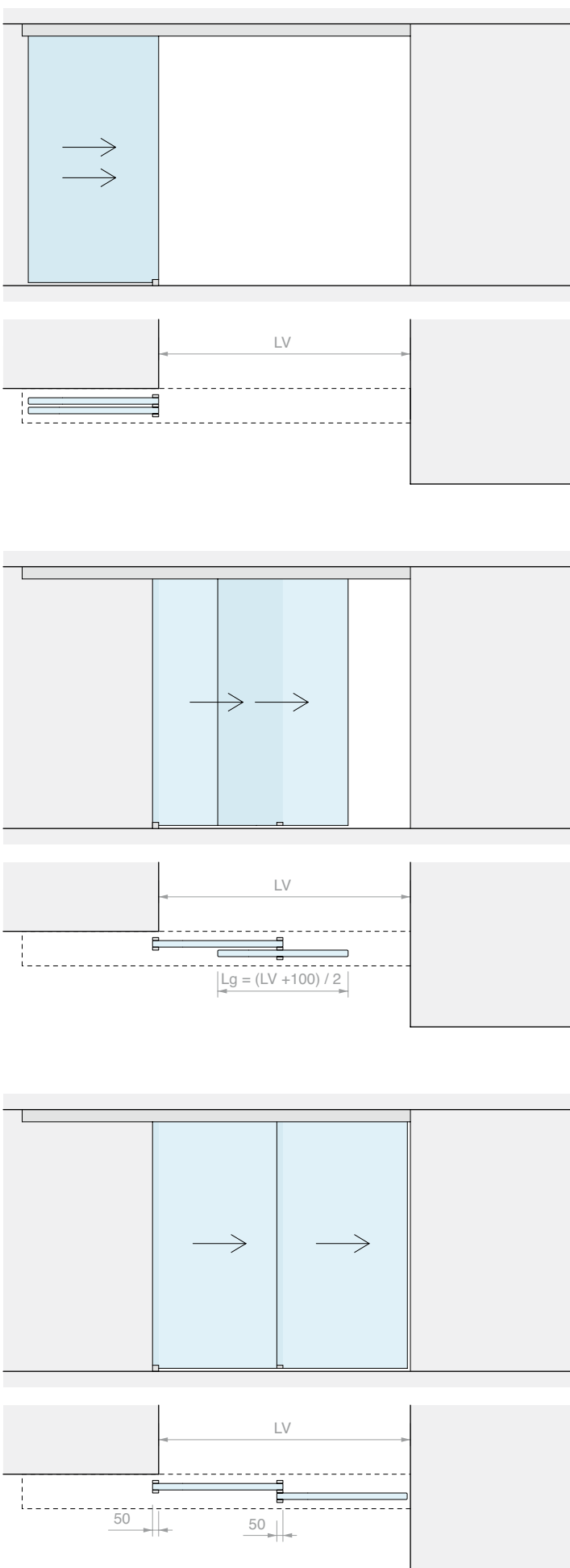
DOOR PANEL PANE



Kit comprising:

Art.	Description	Qty
LM2V080.300	2-way ceiling fixing track	1 Pc
LM0100C.300	Track cover	2 Pcs
LM10090TP33	Finishing cap	2 Pcs
CERPOS514	Clamp	1 Pc
CERPOS514-C	Clamp for synchronisation	2 Pcs
CERPOS514-T	Clamp for lead & follower	1 Pc
CARVIT8X50-A2	Roller with screw and nut	4 Pcs
057.3073.072	End stop with buffer	2 Pcs
057.3073.071	End stop without buffer	2 Pcs
LMSIN-2AT502	Synchronisation kit	1 Pc
Optional		
042.3102.071	Softbreak damper, for panels from 40 to 65 kg	1 or 2 Pcs

Art.	LV max	Qty
LMV10012.300	1900 mm	1 Pc





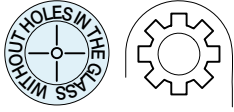




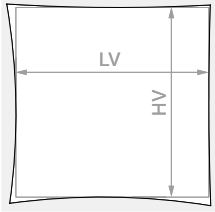
SLIDING DOOR KIT, CEILING FIXING DOUBLE DRAGGING DOOR AND FIXED GLASS

Material: Aluminium

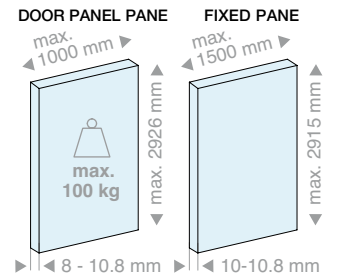
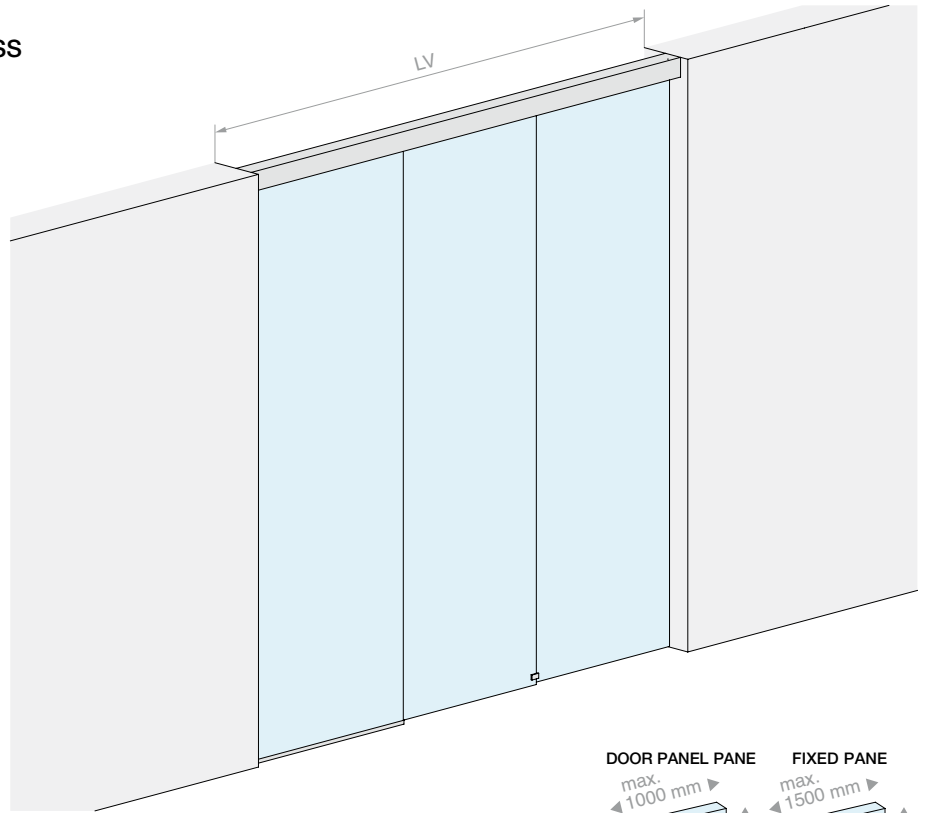
Finish: /6 /88 /97



DOOR OPENING SIZE



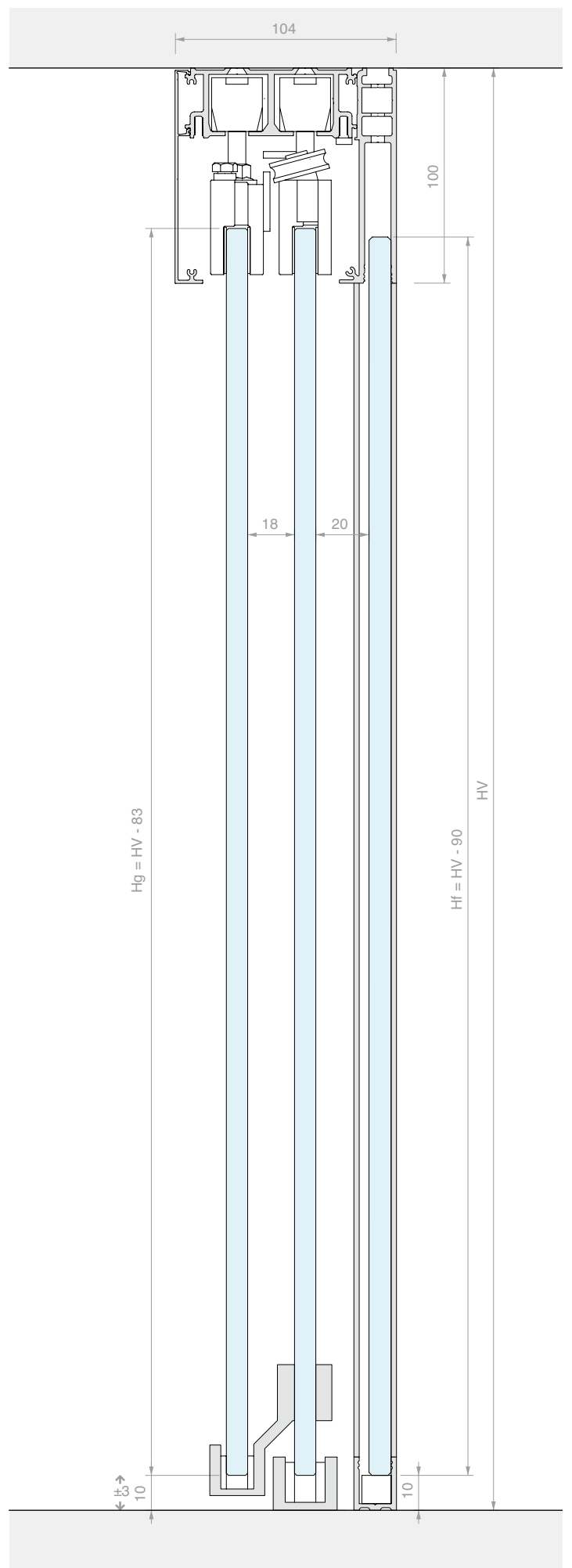
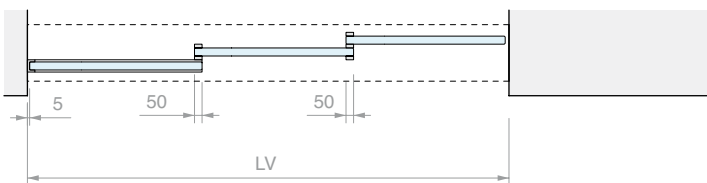
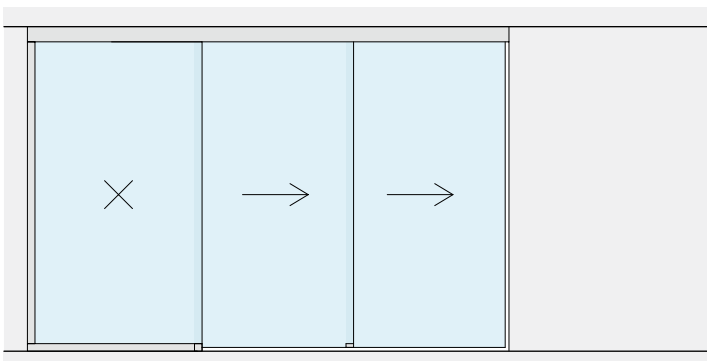
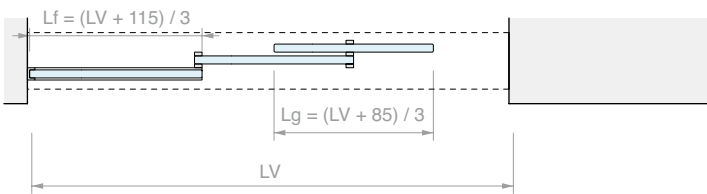
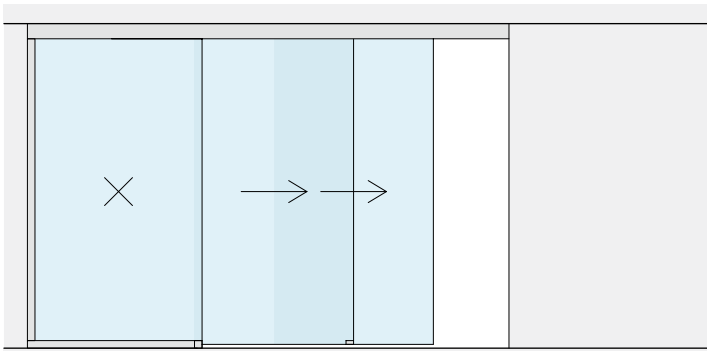
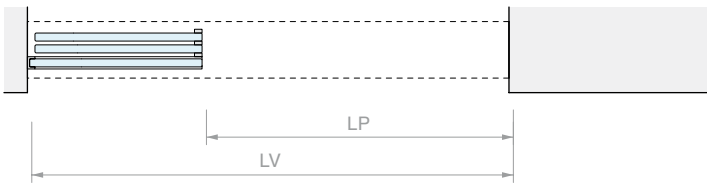
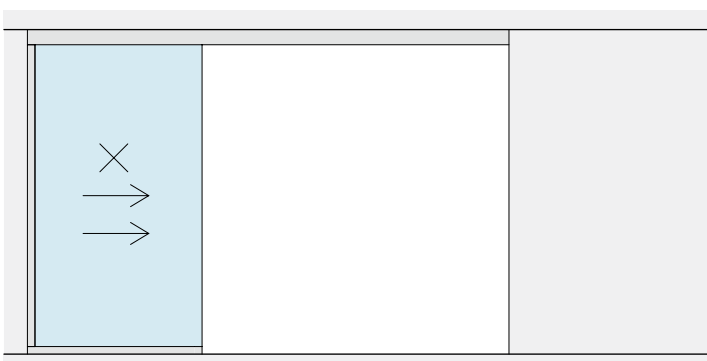
HV max: 3000 mm



Kit comprising:

Art.	Description	Qty
LM2V080.300	2-way ceiling fixing track	1 Pc
LM26100.300	Fixed glass profile	1 Pc
LM0100C.300	Track cover	1 Pc
LMC13.200	Finishing profile	1 Pc
LMU20.150	U profile	1 Pc
LMU20.300	U profile	1 Pc
LMU20TP	Finishing cap	1 Pc
GTUP2	Glass holder gasket	5 m
CERPOS514	Clamp	1 Pc
CERPOS514-C	Clamp for synchronisation	2 Pcs
CERPOS514-T	Clamp for lead & follower	1 Pc
CARVIT8X50-A2	Roller with screw and nut	4 Pcs
057.3073.072	End stop with buffer	2 Pcs
057.3073.071	End stop without buffer	2 Pcs
LMSIN-2AT502	Synchronisation kit	1 Pc
Optional		
042.3102.071	Softbreak damper, for panels from 40 to 65 kg	1 or 2 Pcs

Art.	LV max	Qty
LMV10012F.300	2850 mm	1 Pcs





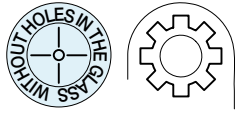




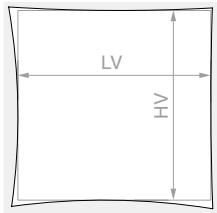
SLIDING DOOR KIT, CEILING FIXING TRIPLE DOOR WITH DRAGGING SYSTEM

Material: Aluminium

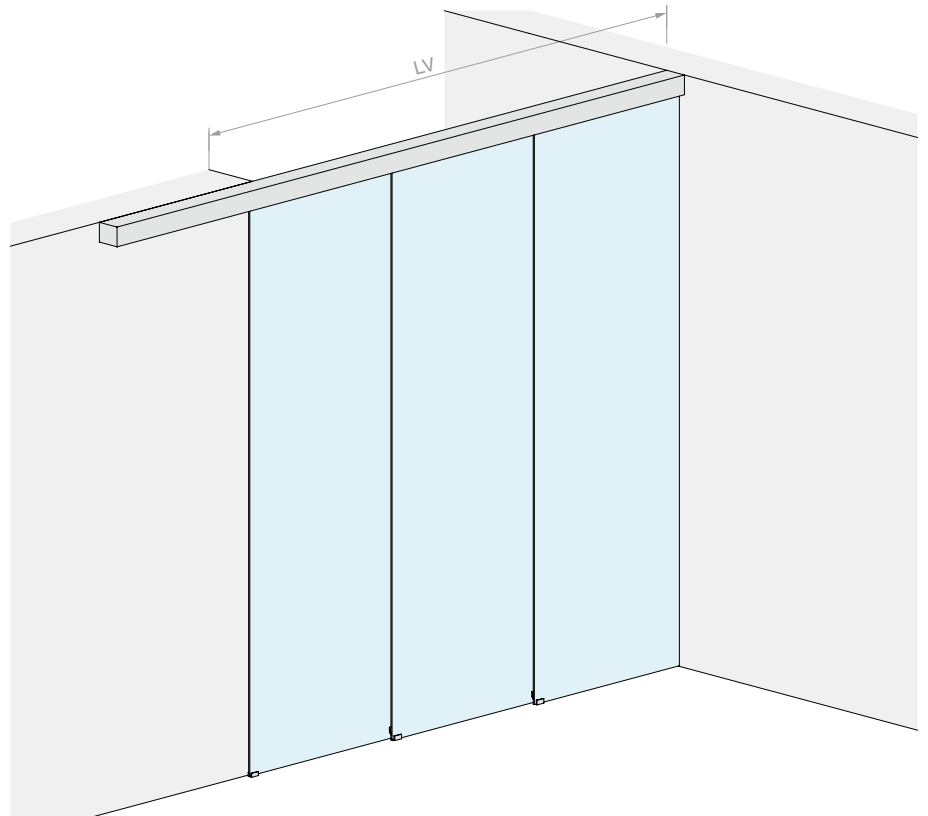
Finish: /6 /88 /97



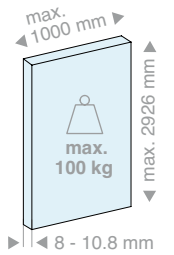
DOOR OPENING SIZE



HV max: 3000 mm



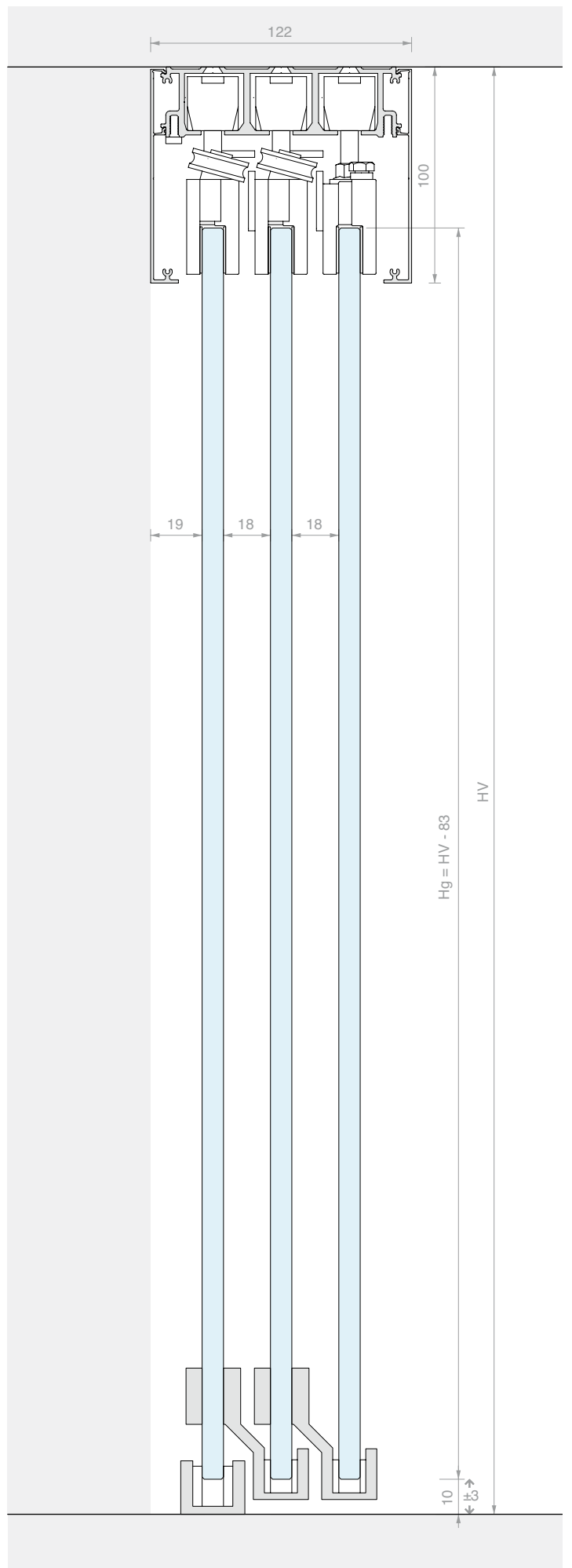
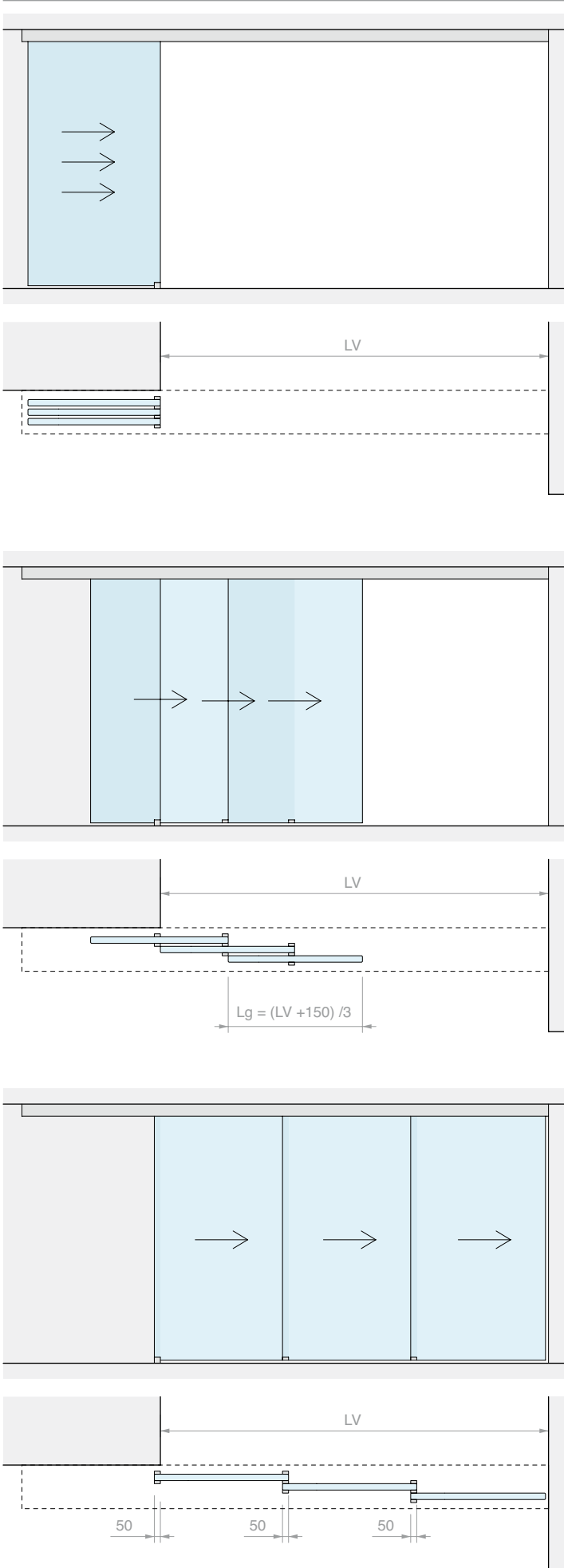
DOOR PANEL PANE



Kit comprising:

Art.	Description	Qty
LM3V112.400	3-way ceiling fixing track	1 Pc
LM0100C.400	Track cover	2 Pcs
LM10022TP33	Finishing cap	2 Pcs
CERPOS514	Clamp	1 Pc
CERPOS514-C	Clamp for synchronisation	3 Pcs
CERPOS514-T	Clamp for lead & follower	2 Pcs
CARVIT8X50-A2	Roller with screw and nut	6 Pcs
057.3073.072	End stop with buffer	2 Pcs
057.3073.071	End stop without buffer	4 Pcs
LMSIN-3AT503	Synchronisation kit	1 Pc
Optional		
042.3102.071	Softbreak damper, for panels from 30 to 55 kg	1 or 2 Pcs

Art.	LV max	Qty
LMV10013.400	2850 mm	1 Pc





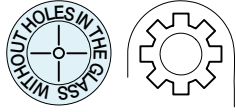




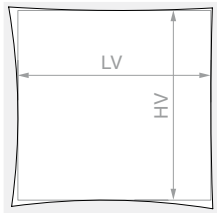
SLIDING DOOR KIT, CEILING FIXING TRIPLE DRAGGING DOOR AND FIXED GLASS

Material: Aluminium

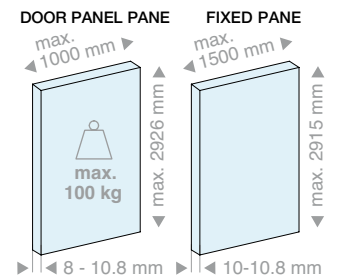
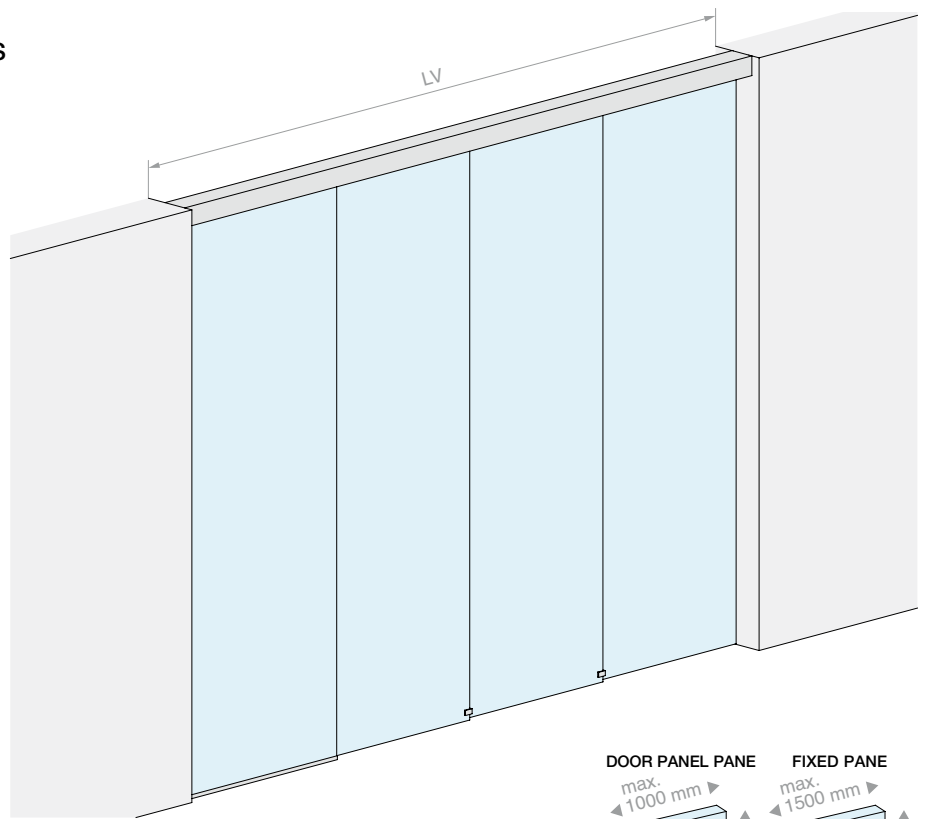
Finish: /6 /88 /97



DOOR OPENING SIZE



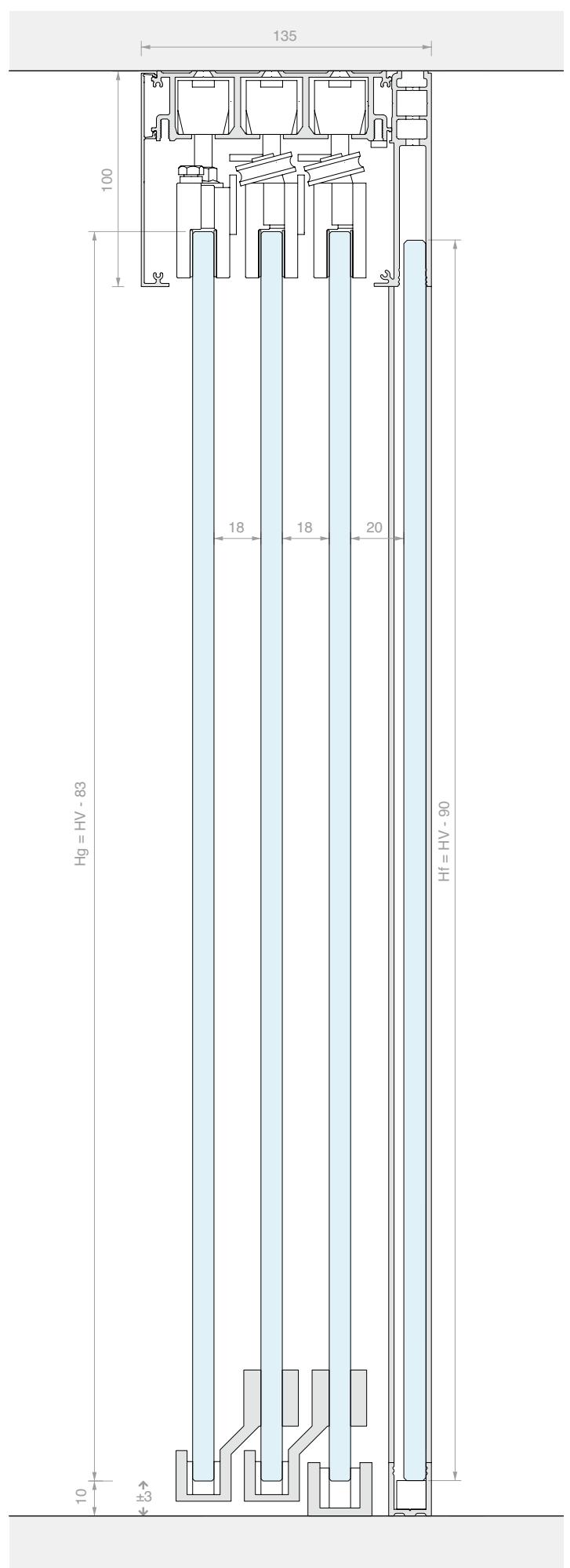
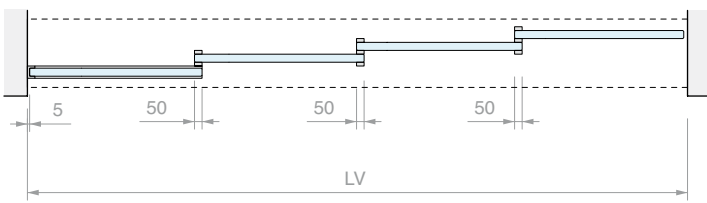
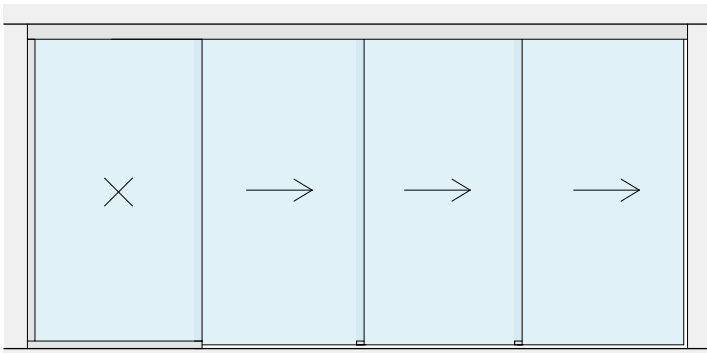
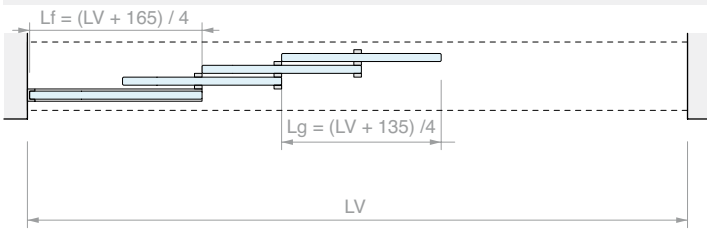
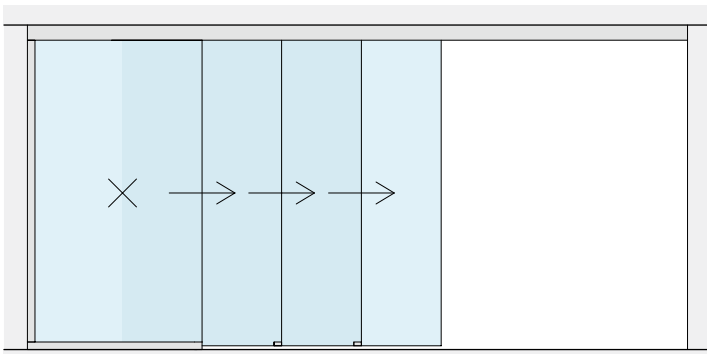
HV max: 3000 mm



Kit comprising:

Art.	Description	Qty
LM3V112.400	2-way ceiling fixing track	1 Pc
LM26100.400	Fixed glass profile	1 Pc
LM0100C.400	Track cover	1 Pc
LMC13.300	Finishing profile	1 Pc
LMU20.150	U profile	1 Pc
LMU20.300	U profile	1 Pc
LMU20TP	Finishing cap	1 Pc
GTUP2	Glass holder gasket	5 m
CERPOS514	Clamp	1 Pc
CERPOS514-C	Clamp for synchronisation	3 Pcs
CERPOS514-T	Clamp for lead & follower	2 Pcs
CARVIT8X50-A2	Roller with screw and nut	6 Pcs
057.3073.072	End stop with buffer	2 Pcs
057.3073.071	End stop without buffer	4 Pcs
LMSIN-3AT503	Synchronisation kit	1 Pc
Optional		
042.3102.071	Softbreak damper, for panels from 40 to 65 kg	1 or 2 Pcs

Art.	LV max	Qty
LMV10013F.400	3850 mm	1 Pc







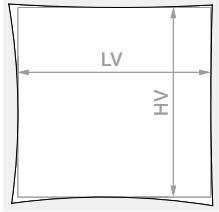


**WALL FIXING SLIDING DOOR KIT
SINGLE DOOR WITH VISIBLE CLAMPS**

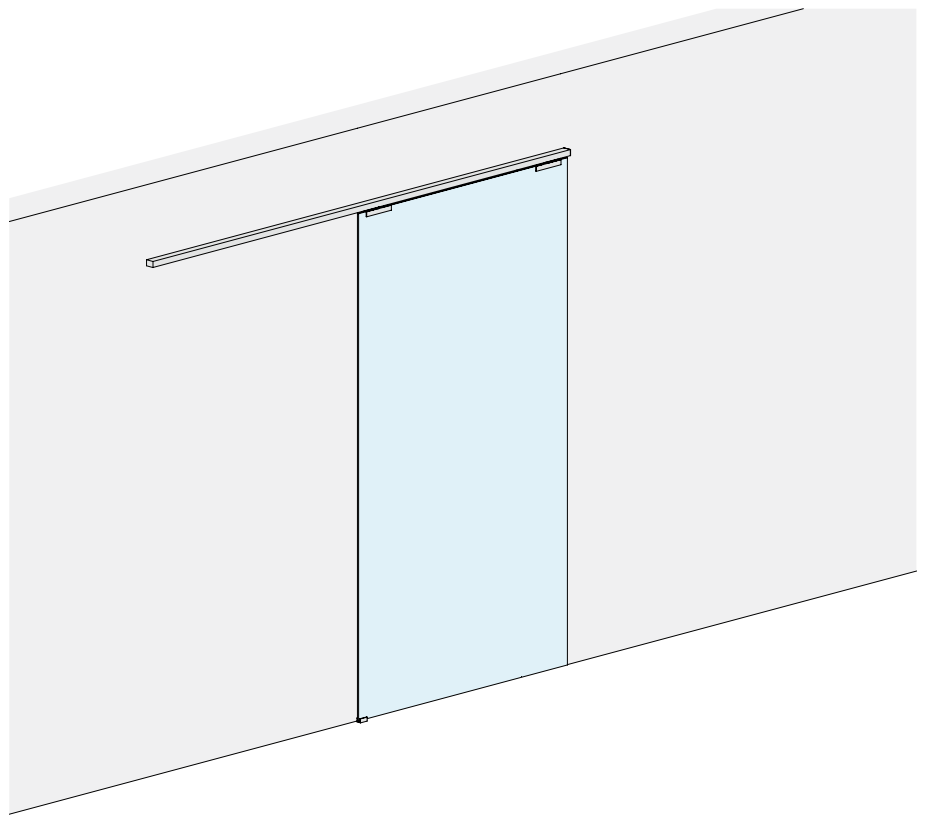
Material: Aluminium

Finish: /6 /88 /97

DOOR OPENING SIZE



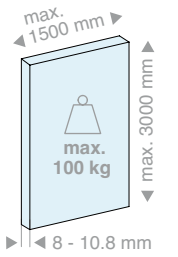
HV max: 3000 mm



DOOR PANEL PANE



DOOR PANEL PANE



Kit comprising:

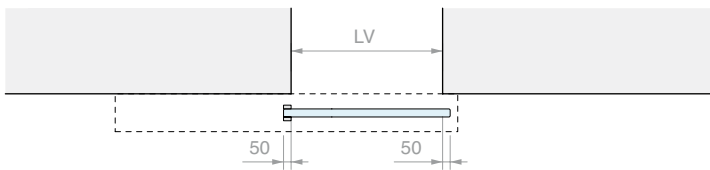
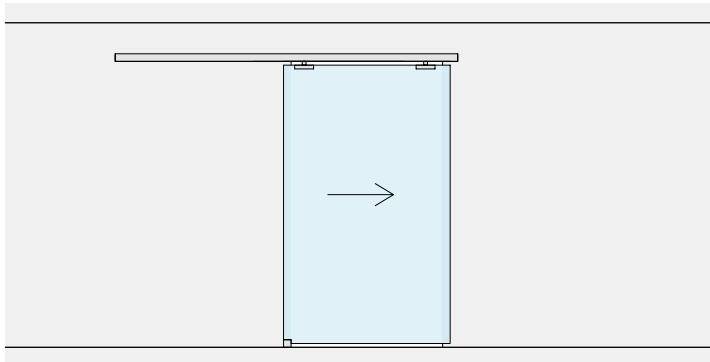
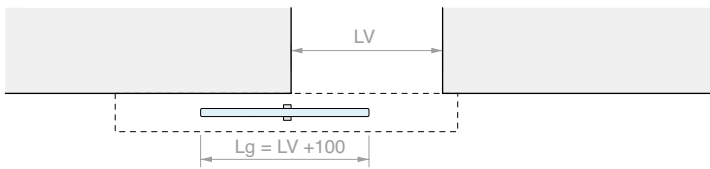
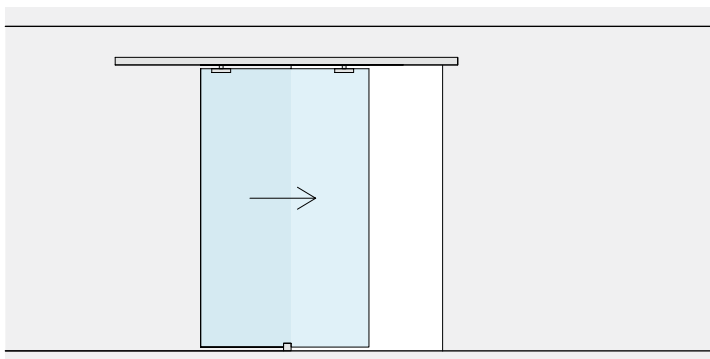
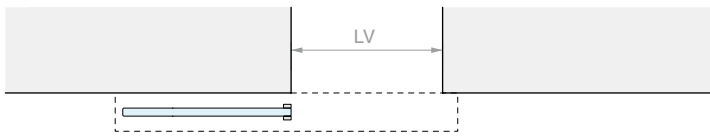
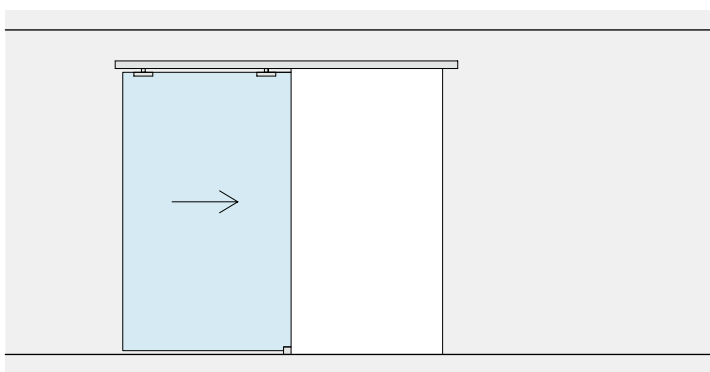
Art.	Description	Qty
LM3110.200	Wall fixing track	1 Pc
LM3120.200	Track cover	1 Pc
LM31042TP32	Finishing cap	2 Pcs
CERPOS170COV	Clamp	2 Pcs
057.3114.071	Roller with screw and nut	2 Pcs
057.3073.072	End stop with buffer	2 Pcs
LMGF	Floor guide	1 Pc
Optional		
042.3102.072	Softbreak damper, 20-60 kg	1 Pc
042.3102.071	Softbreak damper, 61-100 kg	1 Pc

Kit comprising:


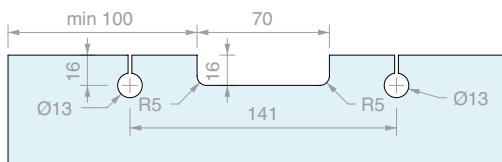
Art.	Description	Qty
LM3110.300	Wall fixing track	1 Pc
LM3120.300	Track cover	1 Pc
LM31042TP32	Finishing cap	2 Pcs
CERPOS170COV	Clamp	2 Pcs
057.3114.071	Roller with screw and nut	2 Pcs
057.3073.072	End stop with buffer	2 Pcs
LMGF	Floor guide	1 Pc
Optional		
042.3102.072	Softbreak damper, 20-60 kg	1 Pc
042.3102.071	Softbreak damper, 61-100 kg	1 Pc

Art.	LV max	Qty
LMV3121.200	900 mm	1 Pc

Art.	LV max	Qty
LMV3121.300	1400 mm	1 Pc



MACHINING OF GLASS FOR CERPOS170



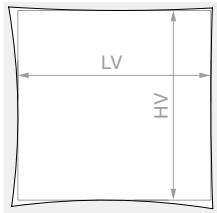


**WALL FIXING SLIDING DOOR KIT
SINGLE DOOR WITH LOW COVER**

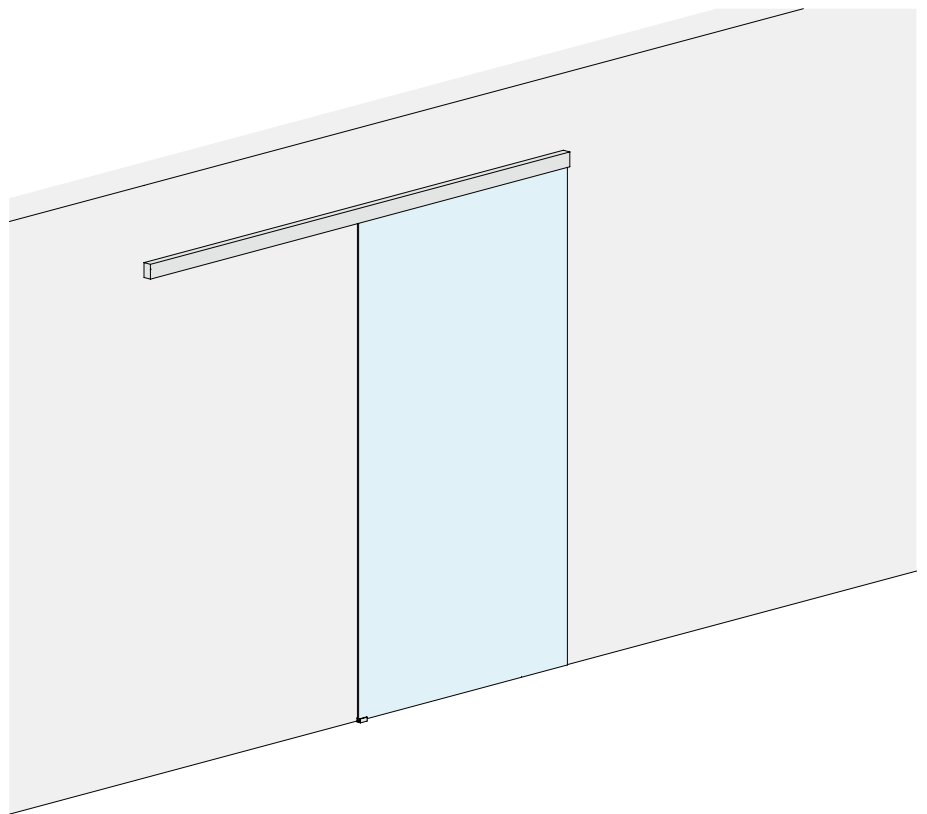
Material: Aluminium

Finish: /6 /88 /97

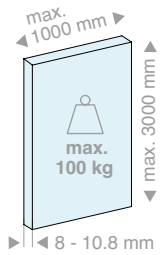
DOOR OPENING SIZE



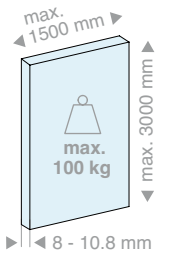
HV max: 3000 mm



DOOR PANEL PANE



DOOR PANEL PANE



Kit comprising:

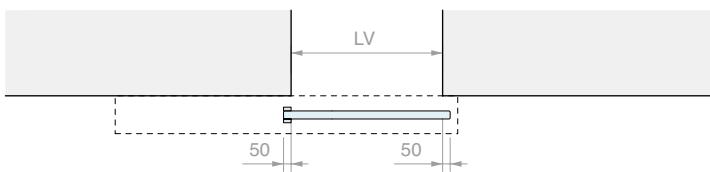
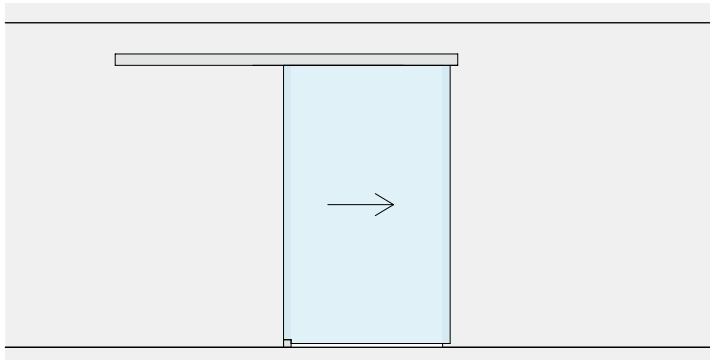
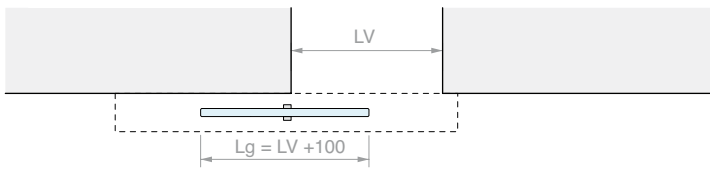
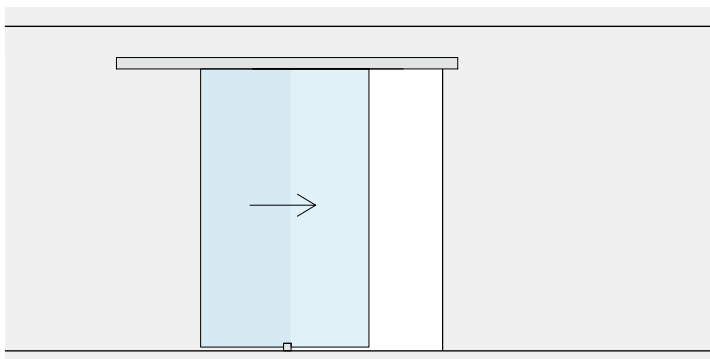
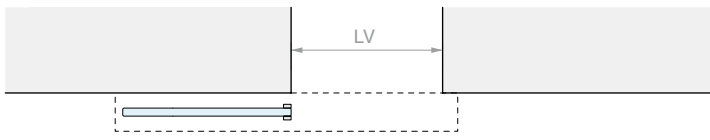
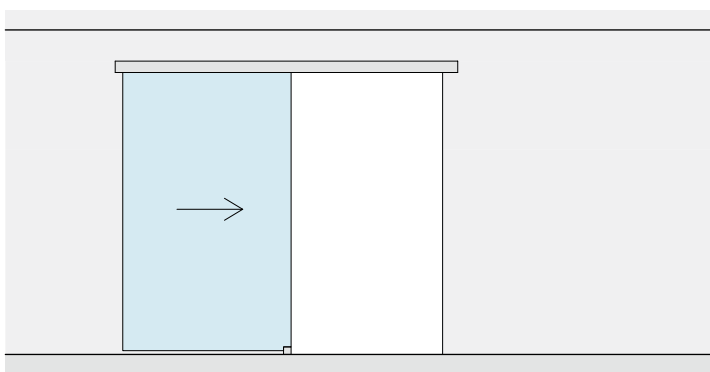
Art.	Description	Qty
LM3110.200	Wall fixing track	1 Pc
LM0075C.200	Track cover	1 Pc
LM75042TP33	Finishing cap	2 Pcs
CERPOS170ALL	Clamp	2 Pcs
057.3114.071	Roller with screw and nut	2 Pcs
057.3073.072	End stop with buffer	2 Pcs
LMGF	Floor guide	1 Pc
Optional		
042.3102.072	Softbreak damper, 20-60 kg	1 Pc
042.3102.071	Softbreak damper, 61-100 kg	1 Pc

Kit comprising:


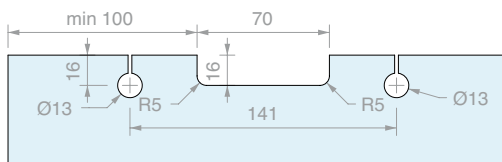
Art.	Description	Qty
LM3110.300	Wall fixing track	1 Pc
LM0075C.300	Track cover	1 Pc
LM75042TP33	Finishing cap	2 Pcs
CERPOS170ALL	Clamp	2 Pcs
057.3114.071	Roller with screw and nut	2 Pcs
057.3073.072	End stop with buffer	2 Pcs
LMGF	Floor guide	1 Pc
Optional		
042.3102.072	Softbreak damper, 20-60 kg	1 Pc
042.3102.071	Softbreak damper, 61-100 kg	1 Pc

Art.	LV max	Qty
LMV7521.200	900 mm	1 Pc

Art.	LV max	Qty
LMV7521.300	1400 mm	1 Pc



MACHINING OF GLASS FOR CERPOS170





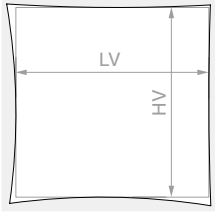
**WALL FIXING SLIDING DOOR KIT
SINGLE DOOR WITH HIGH COVER**

Material: Aluminium

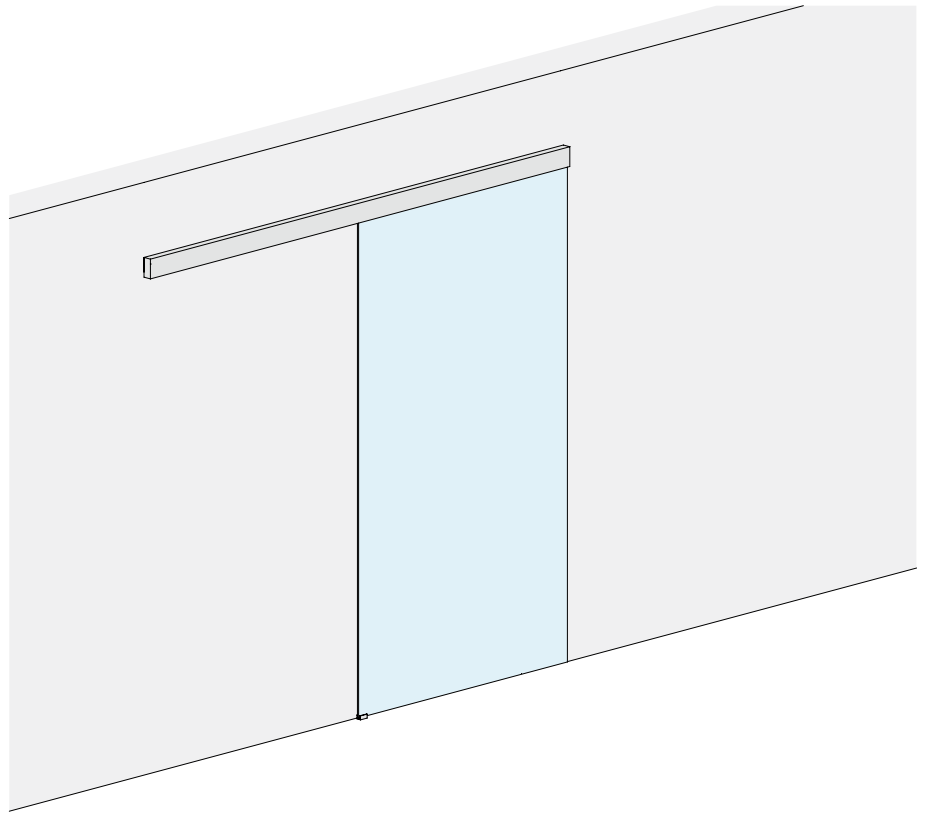
Finish: /6 /88 /97



DOOR OPENING SIZE



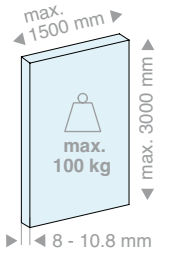
HV max: 3000 mm



DOOR PANEL PANE



DOOR PANEL PANE



Kit comprising:

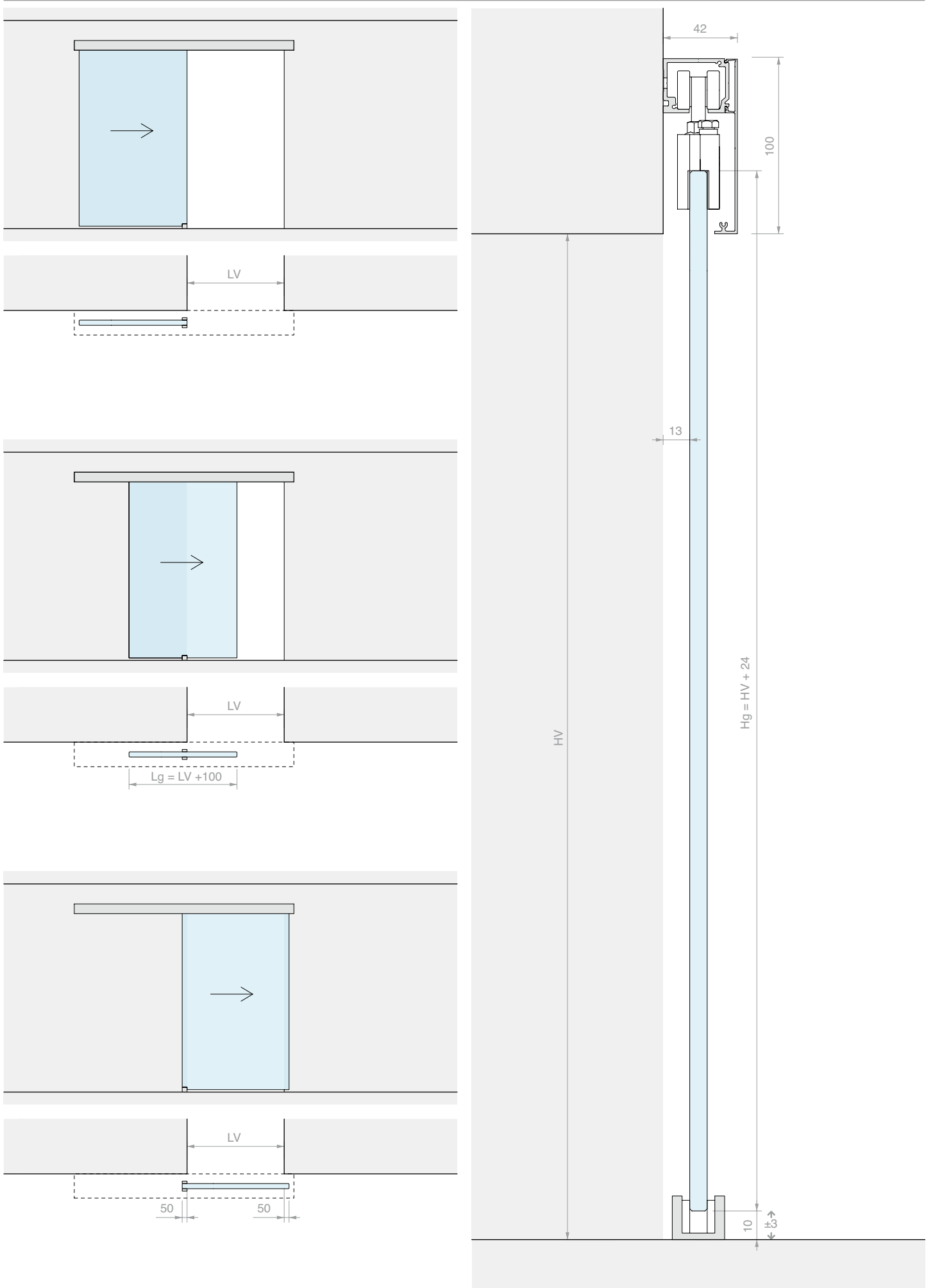
Art.	Description	Qty
LM3110.200	Wall fixing track	1 Pc
LM0100C.200	Track cover	1 Pc
LM10042TP33	Finishing cap	2 Pcs
CERPOS514	Clamp	2 Pcs
CARVIT8X40-A2	Roller with screw and nut	2 Pcs
057.3073.072	End stop with buffer	2 Pcs
LMGF	Floor guide	1 Pc
Optional		
042.3102.072	Softbreak damper, 20-60 kg	1 Pc
042.3102.071	Softbreak damper, 61-100 kg	1 Pc

Kit comprising:

Art.	Description	Qty
LM3110.300	Wall fixing track	1 Pc
LM0100C.300	Track cover	1 Pc
LM10042TP33	Finishing cap	2 Pcs
CERPOS514	Clamp	2 Pcs
CARVIT8X40-A2	Roller with screw and nut	2 Pcs
057.3073.072	End stop with buffer	2 Pcs
LMGF	Floor guide	1 Pc
Optional		
042.3102.072	Softbreak damper, 20-60 kg	1 Pc
042.3102.071	Softbreak damper, 61-100 kg	1 Pc

Art.	LV max	Qty
LMV10021.200	900 mm	1 Pc

Art.	LV max	Qty
LMV10021.300	1400 mm	1 Pc







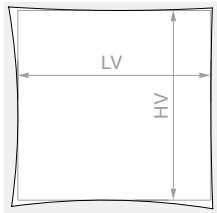


SLIDING DOOR KIT, CEILING FIXING DOUBLE SLIDING DOOR WITH VISIBLE CLAMPS

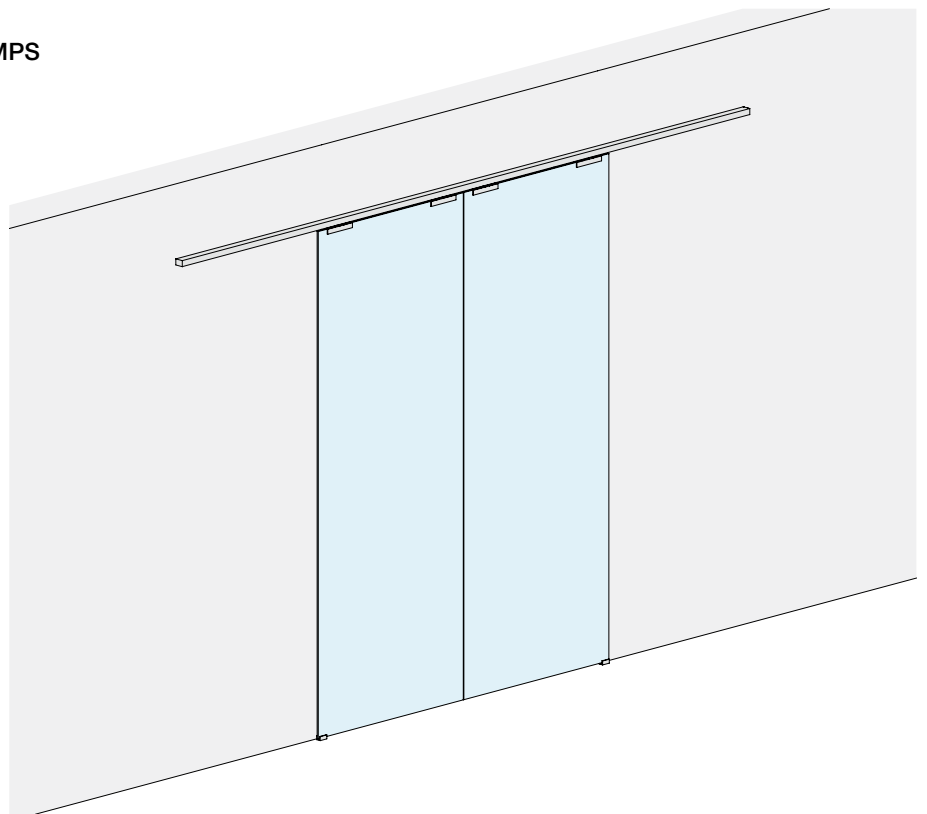
Material: Aluminium

Finish: /6 /88 /97

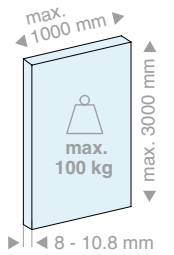
DOOR OPENING SIZE



HV max: 3000 mm



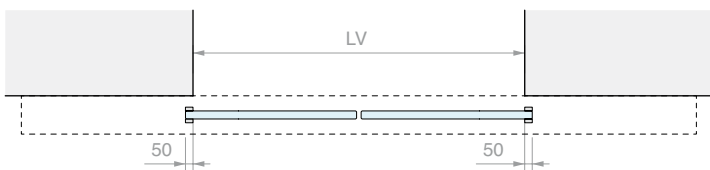
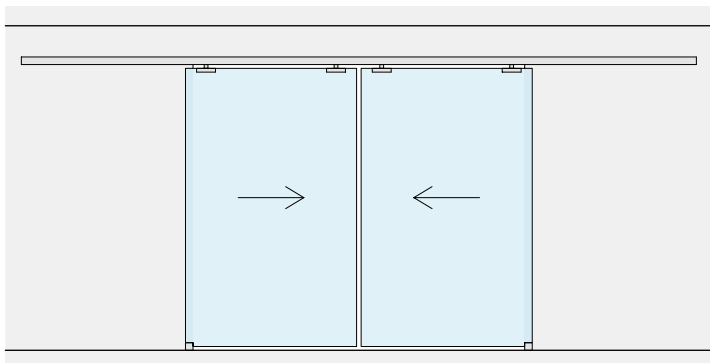
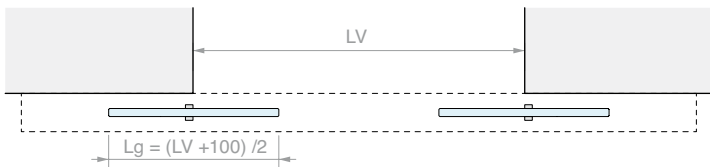
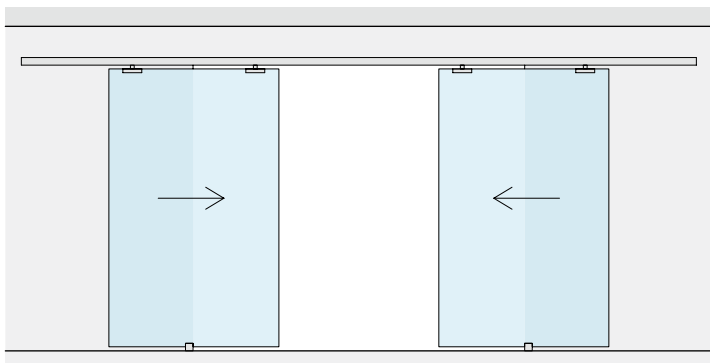

DOOR PANEL PANE




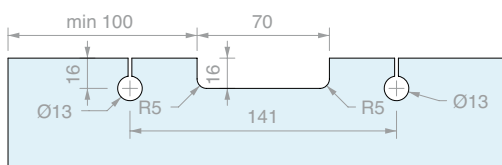
Kit comprising:

Art.	Description	Qty
LM3110.400	Wall fixing track	1 Pc
LM3120.400	Track cover	1 Pc
LM31042TP32	Finishing cap	2 Pcs
CERPOS170COV	Clamp	4 Pcs
057.3114.071	Roller with screw and nut	4 Pcs
057.3073.072	End stop with buffer	4 Pcs
LMGF	Floor guide	2 Pcs
Optional		
042.3102.072	Softbreak damper, 20-60 kg	2 Pcs
042.3102.071	Softbreak damper, 61-100 kg	2 Pcs

Art.	LV max	Qty
LMV3121C.400	1900 mm	1 Pc



MACHINING OF GLASS FOR CERPOS170

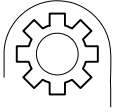




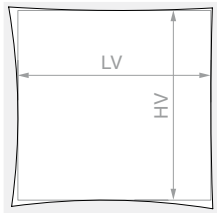
WALL FIXING SLIDING DOOR KIT DOUBLE DOOR SYNCHRONISED WITH LOW COVER

Material: Aluminium

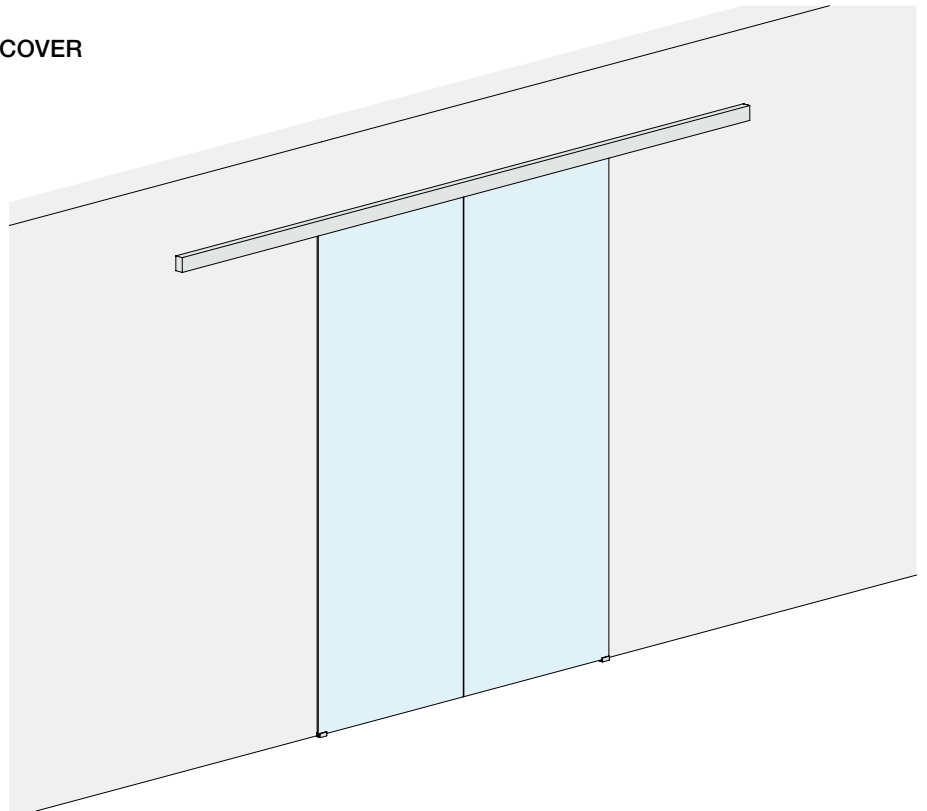
Finish: /6 /88 /97



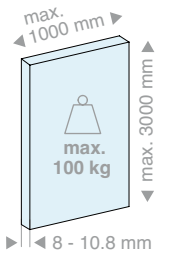
DOOR OPENING SIZE



HV max: 3000 mm



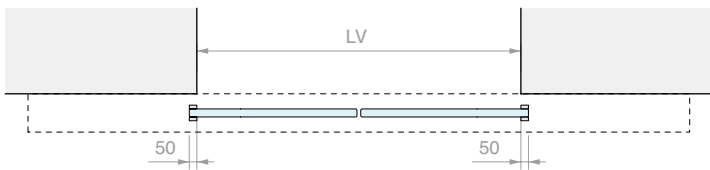
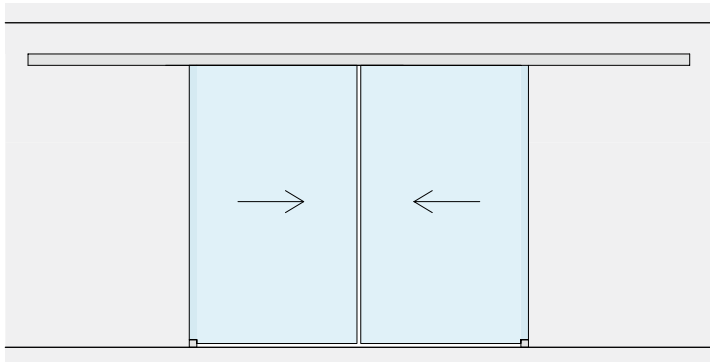
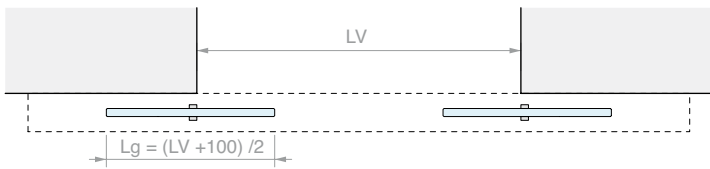
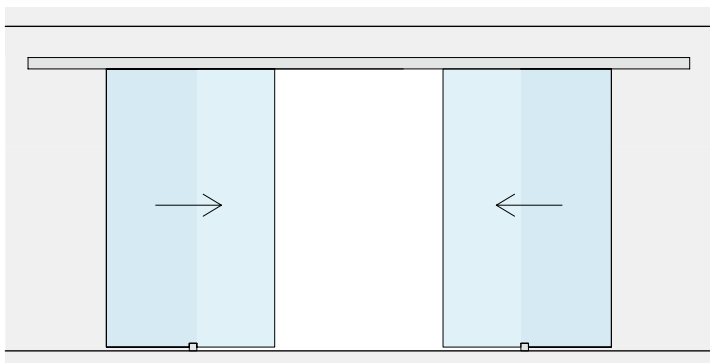
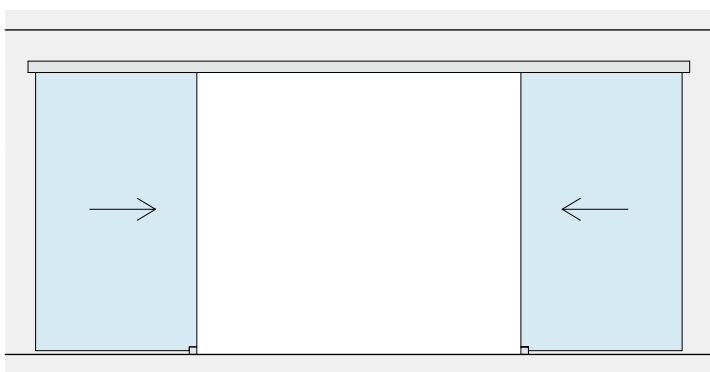
DOOR PANEL PANE




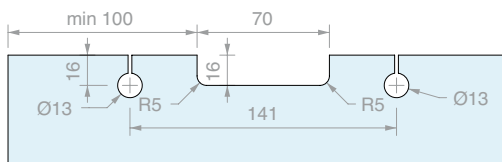
Kit comprising:

Art.	Description	Qty
LM3110.400	Wall fixing track	1 Pc
LM0075C.400	Track cover	1 Pc
LM75042TP33	Finishing cap	2 Pcs
CERPOS170ALL	Clamp	2 Pcs
CERPOS170SYNC	Clamp for synchronisation	2 Pcs
057.3114.071	Roller with screw and nut	4 Pcs
057.3073.071	End stop without buffer	4 Pcs
LMGF	Floor guide	2 Pcs
LMSIN-2AC170	Synchronisation kit	1 Pc
Optional		
042.3102.072	Softbreak damper, 20-60 kg	2 Pcs
042.3102.071	Softbreak damper, 61-100 kg	2 Pcs

Art.	LV max	Qty
LMV7521C.400	1900 mm	1 Pc



MACHINING OF GLASS FOR CERPOS170

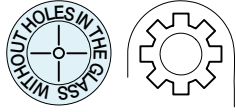




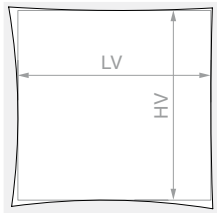
WALL FIXING SLIDING DOOR KIT DOUBLE DOOR SYNCHRONISED WITH HIGH COVER

Material: Aluminium

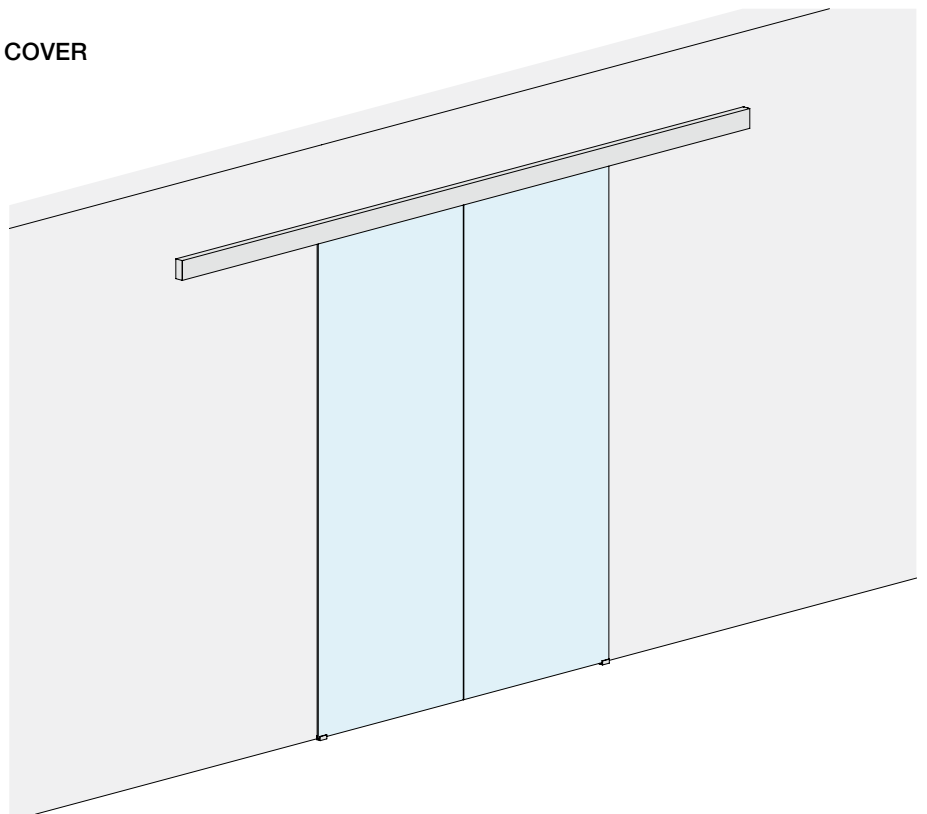
Finish: /6 /88 /97



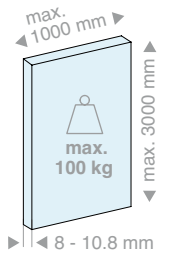
DOOR OPENING SIZE



HV max: 3000 mm



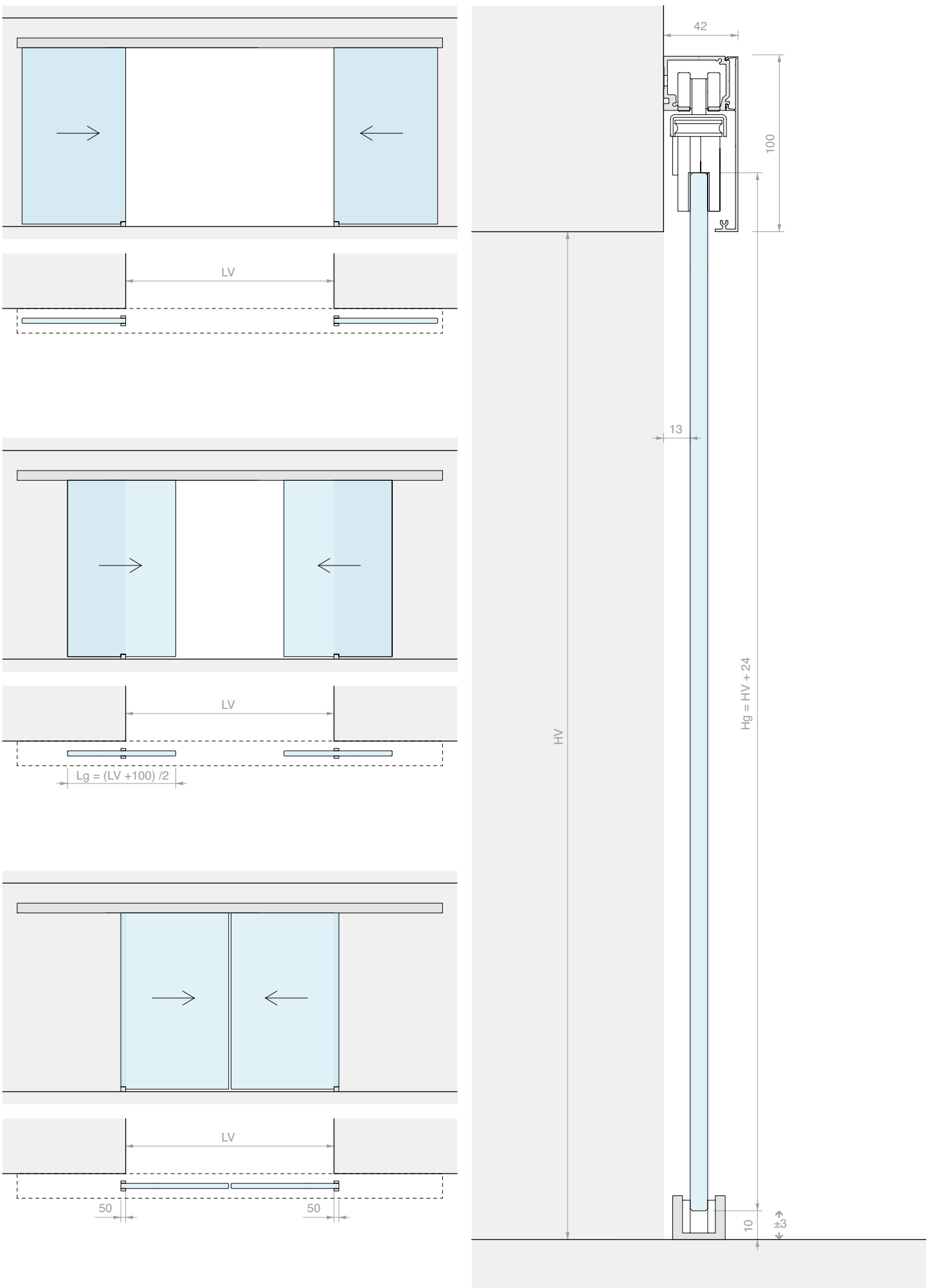
DOOR PANEL PANE



Kit comprising:

Art.	Description	Qty
LM3110.400	Wall fixing track	1 Pc
LM0100C.400	Track cover	1 Pc
LM10042TP33	Finishing cap	2 Pcs
CERPOS514	Clamp	2 Pcs
CERPOS514-C	Clamp for synchronisation	2 Pcs
CARVIT8X40-A2	Roller with screw and nut	4 Pcs
057.3073.071	End stop without buffer	4 Pcs
LMGF	Floor guide	2 Pcs
LMSIN-2AC500	Synchronisation kit	1 Pc
Optional		
042.3102.072	Softbreak damper, 20-60 kg	2 Pcs
042.3102.071	Softbreak damper, 61-100 kg	2 Pcs

Art.	LV max	Qty
LMV10021C.400	1900 mm	1 Pc





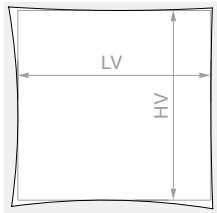


**WALL FIXING SLIDING DOOR KIT
SINGLE DOOR AND FIXED GLASS WITH LOW COVER**

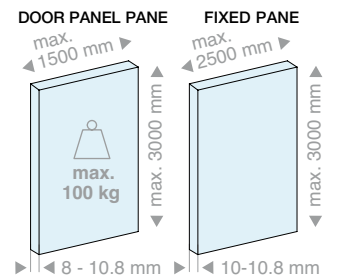
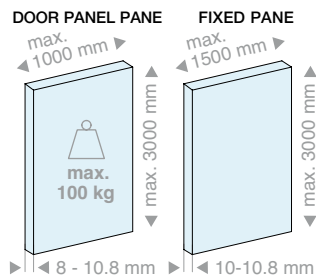
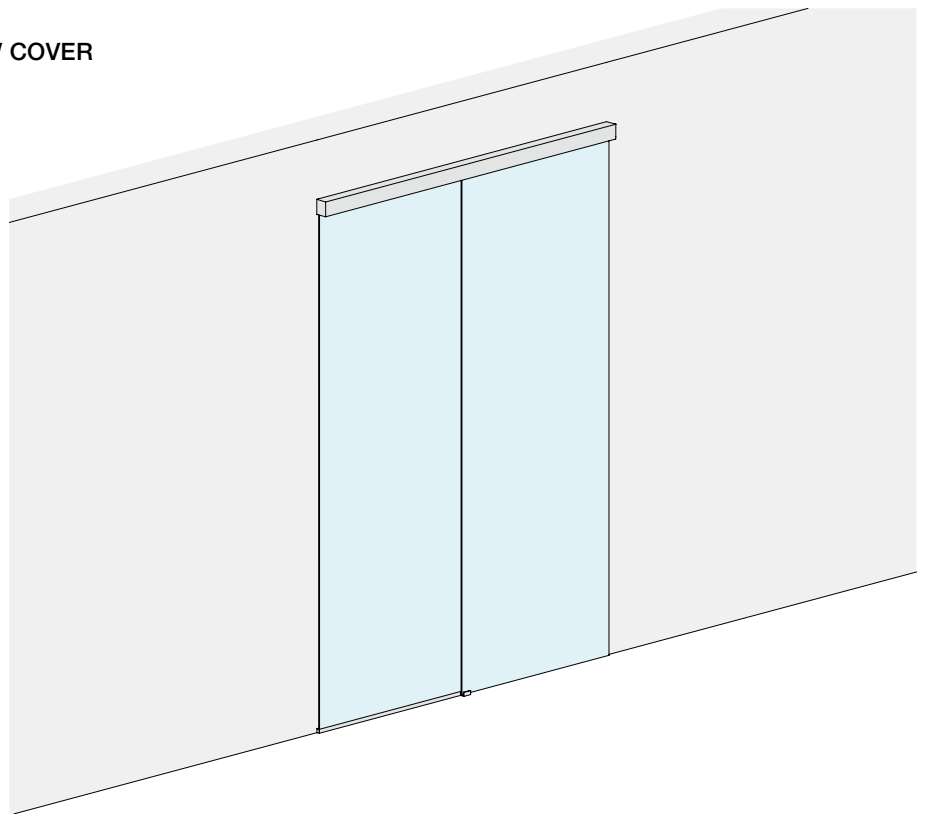
Material: Aluminium

Finish: /6 /88 /97

DOOR OPENING SIZE



HV max: 3000 mm



Kit comprising:

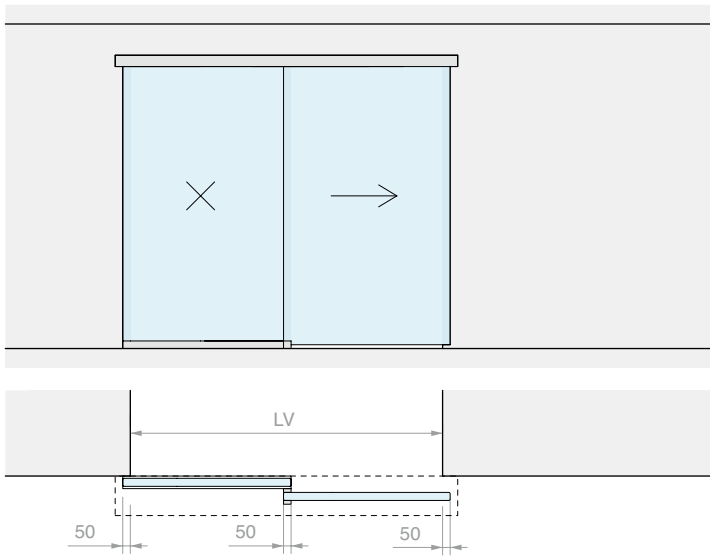
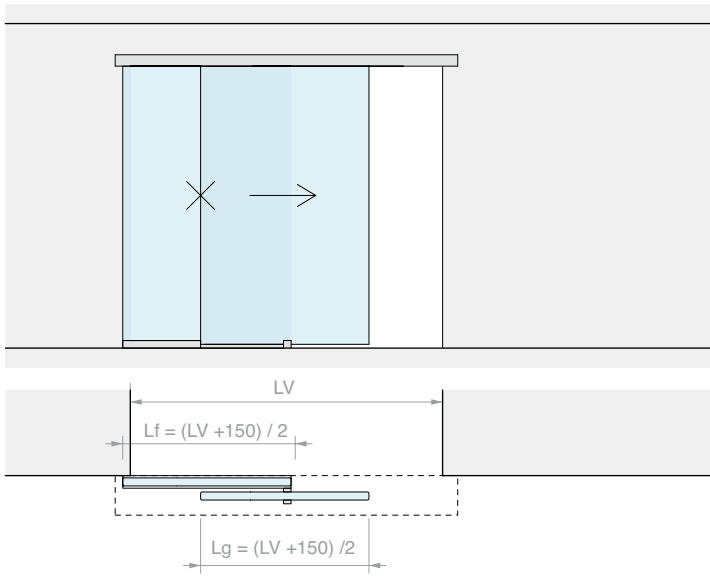
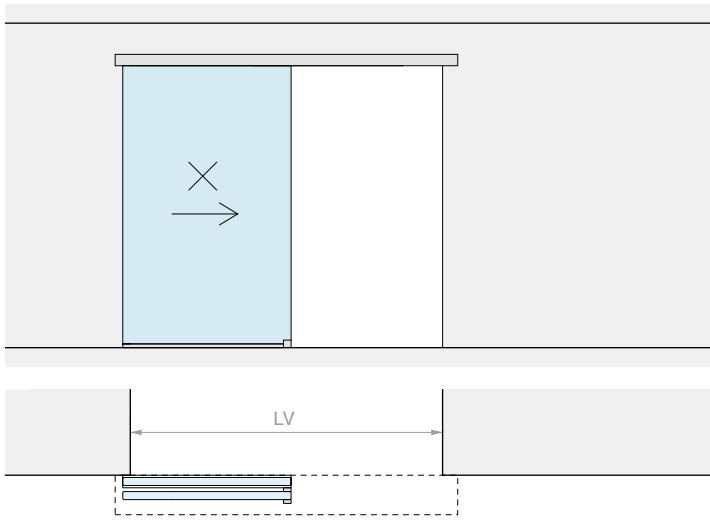
Art.	Description	Qty
LM3110.200	Wall fixing track	1 Pc
LM26075.200	Fixed glass profile	1 Pc
LM0075C.200	Track cover	1 Pc
LMC13.200	Finishing profile	1 Pc
LMU20.150	U profile	1 Pc
LMU20TP	Finishing cap	2 Pcs
GTUP2	Glass holder gasket	2 m
LM75059TP33	Finishing cap	2 Pcs
CERPOS170ALL	Clamp	2 Pcs
057.3114.071	Roller with screw and nut	2 Pcs
057.3073.072	End stop with buffer	2 Pcs
LMGF	Floor guide	1 Pc
Optional		
042.3102.072	Softbreak damper, 20-60 kg	1 Pc
042.3102.071	Softbreak damper, 61-100 kg	1 Pc

Kit comprising:


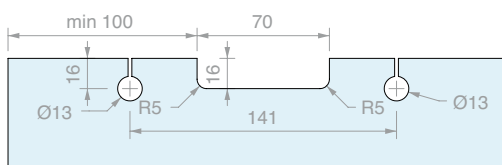
Art.	Description	Qty
LM3110.300	Wall fixing track	1 Pc
LM26075.300	Fixed glass profile	1 Pc
LM0075C.300	Track cover	1 Pc
LMC13.200	Finishing profile	1 Pc
LMU20.300	U profile	2 Pcs
LMU20TP	Finishing cap	2 Pcs
GTUP2	Glass holder gasket	3 m
LM75059TP33	Finishing cap	2 Pcs
CERPOS170ALL	Clamp	2 Pcs
057.3114.071	Roller with screw and nut	2 Pcs
057.3073.072	End stop with buffer	2 Pcs
LMGF	Floor guide	1 Pc
Optional		
042.3102.072	Softbreak damper, 20-60 kg	1 Pc
042.3102.071	Softbreak damper, 61-100 kg	1 Pc

Art.	LV max	Qty
LMV7521F.200	1900 mm	1 Pc

Art.	LV max	Qty
LMV7521F.300	2900 mm	1 Pc



MACHINING OF GLASS FOR CERPOS170





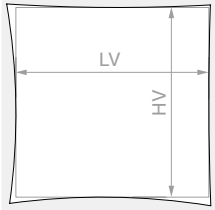
**WALL FIXING SLIDING DOOR KIT
SINGLE DOOR AND FIXED GLASS WITH HIGH COVER**

Material: Aluminium

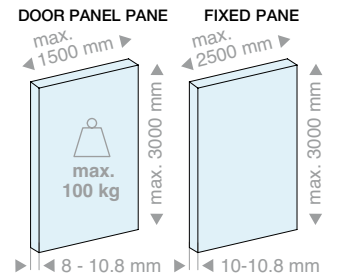
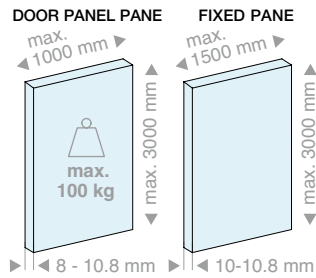
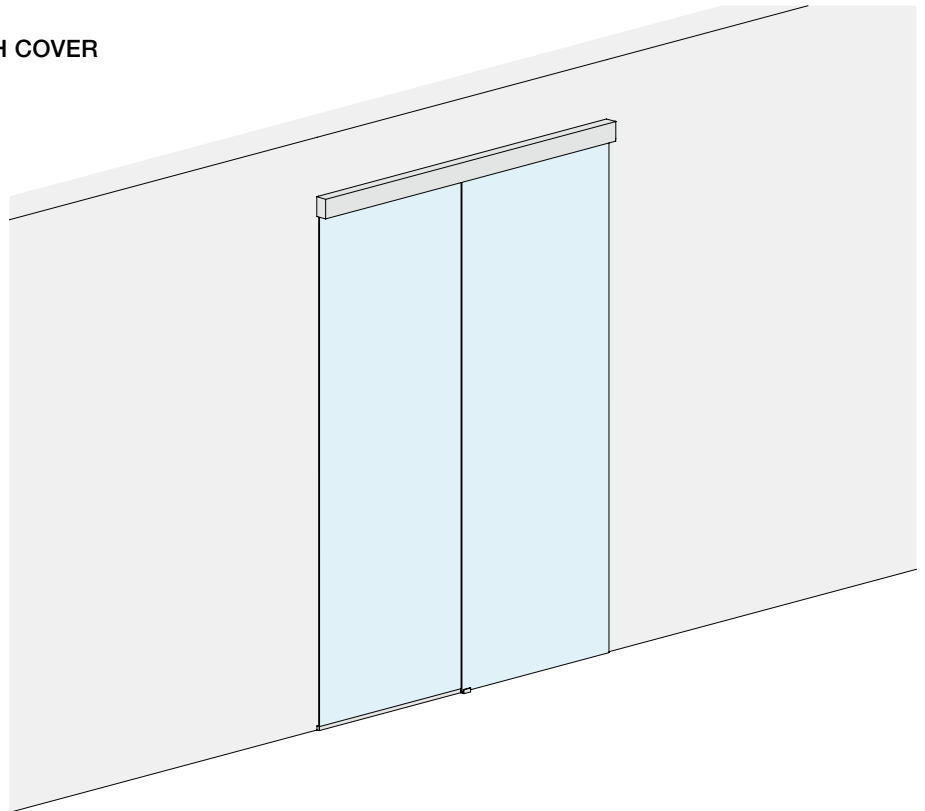
Finish: /6 /88 /97



DOOR OPENING SIZE



HV max: 3000 mm



Kit comprising:

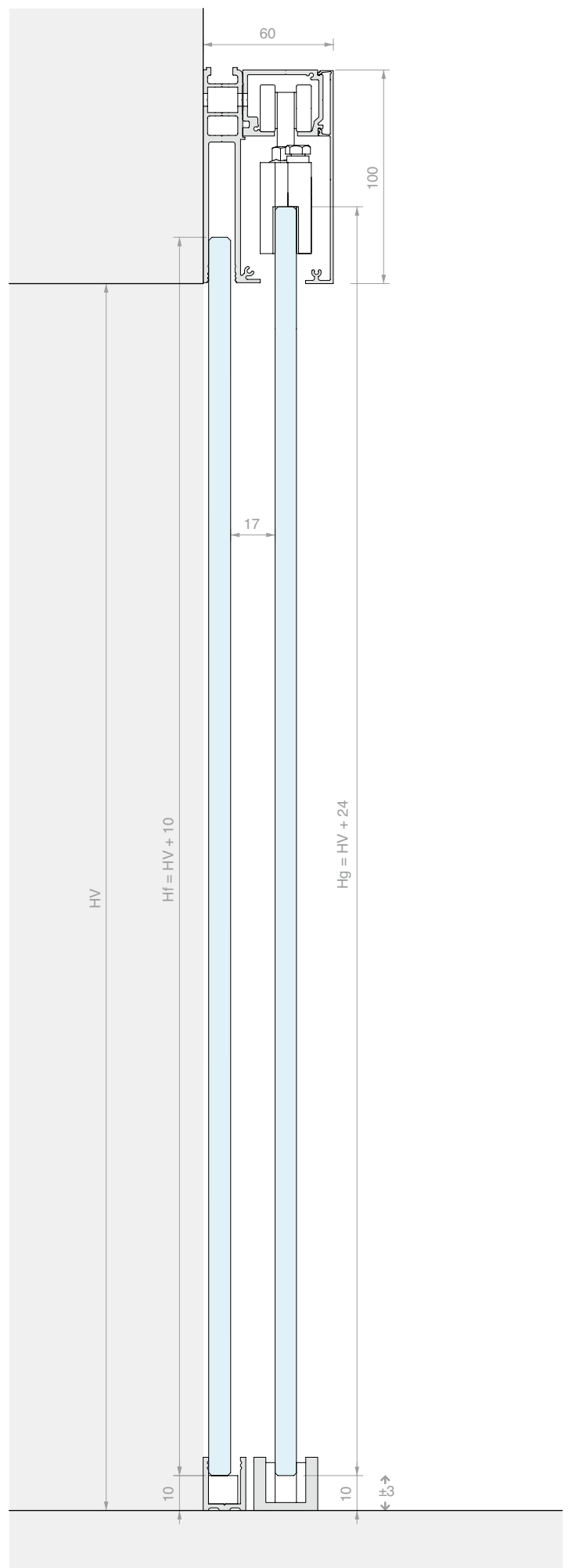
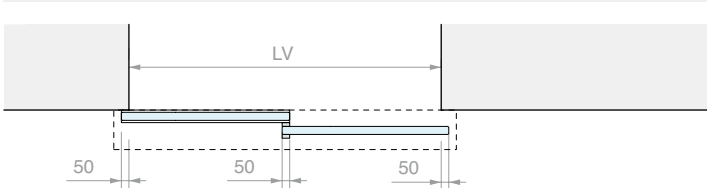
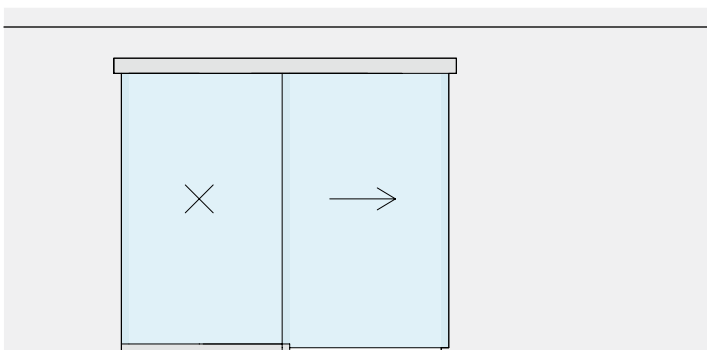
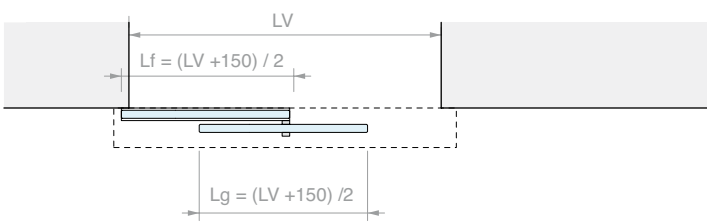
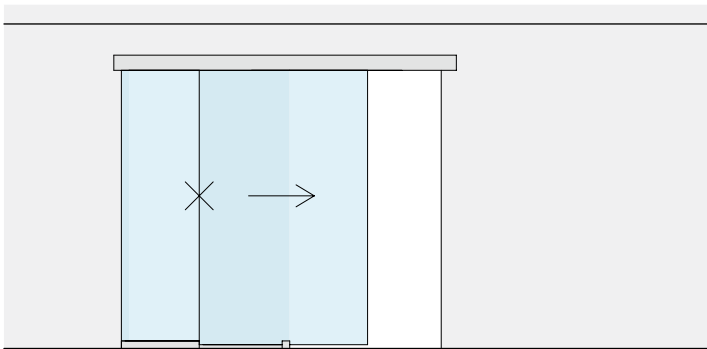
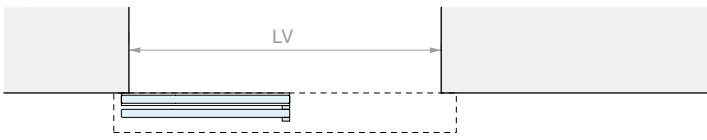
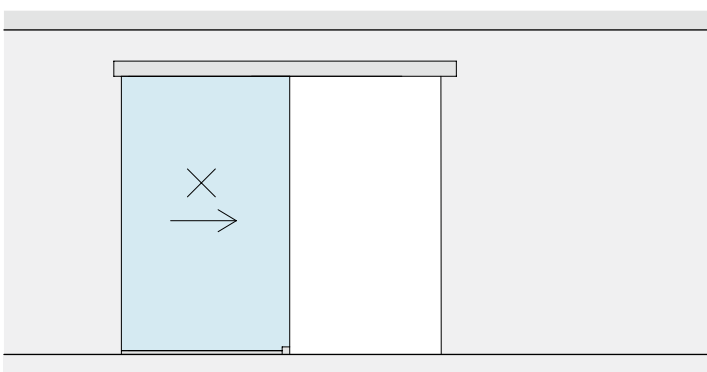
Kit comprising:

Art.	Description	Qty
LM3110.200	Wall fixing track	1 Pc
LM26100.200	Fixed glass profile	1 Pc
LM0100C.200	Track cover	1 Pc
LMC13.200	Finishing profile	1 Pc
LMU20.150	U profile	1 Pc
LMU20TP	Finishing cap	2 Pcs
GTUP2	Glass holder gasket	2 m
LM10059TP33	Finishing cap	2 Pcs
CERPOS514	Clamp	2 Pcs
CARVIT8X40-A2	Roller with screw and nut	2 Pcs
057.3073.072	End stop with buffer	2 Pcs
LMGF	Floor guide	1 Pc
Optional		
042.3102.072	Softbreak damper, 20-60 kg	1 Pc
042.3102.071	Softbreak damper, 61-100 kg	1 Pc

Art.	Description	Qty
LM3110.300	Wall fixing track	1 Pc
LM26100.300	Fixed glass profile	1 Pc
LM0100C.300	Track cover	1 Pc
LMC13.200	Finishing profile	1 Pc
LMU20.300	U profile	2 Pcs
LMU20TP	Finishing cap	2 Pcs
GTUP2	Glass holder gasket	3 m
LM10059TP33	Finishing cap	2 Pcs
CERPOS514	Clamp	2 Pcs
CARVIT8X40-A2	Roller with screw and nut	2 Pcs
057.3073.072	End stop with buffer	2 Pcs
LMGF	Floor guide	1 Pc
Optional		
042.3102.072	Softbreak damper, 20-60 kg	1 Pc
042.3102.071	Softbreak damper, 61-100 kg	1 Pc

Art.	LV max	Qty
LMV10021F.200	1900 mm	1 Pc

Art.	LV max	Qty
LMV10021F.300	2900 mm	1 Pc





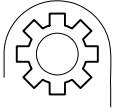




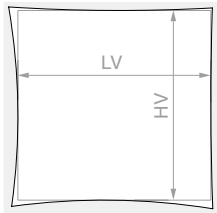
WALL FIXING SLIDING DOOR KIT SYNCHRONISED DOUBLE DOOR AND DOUBLE FIXED GLASS WITH LOW COVER

Material: Aluminium

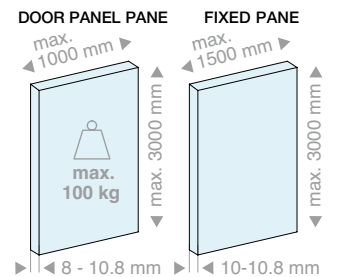
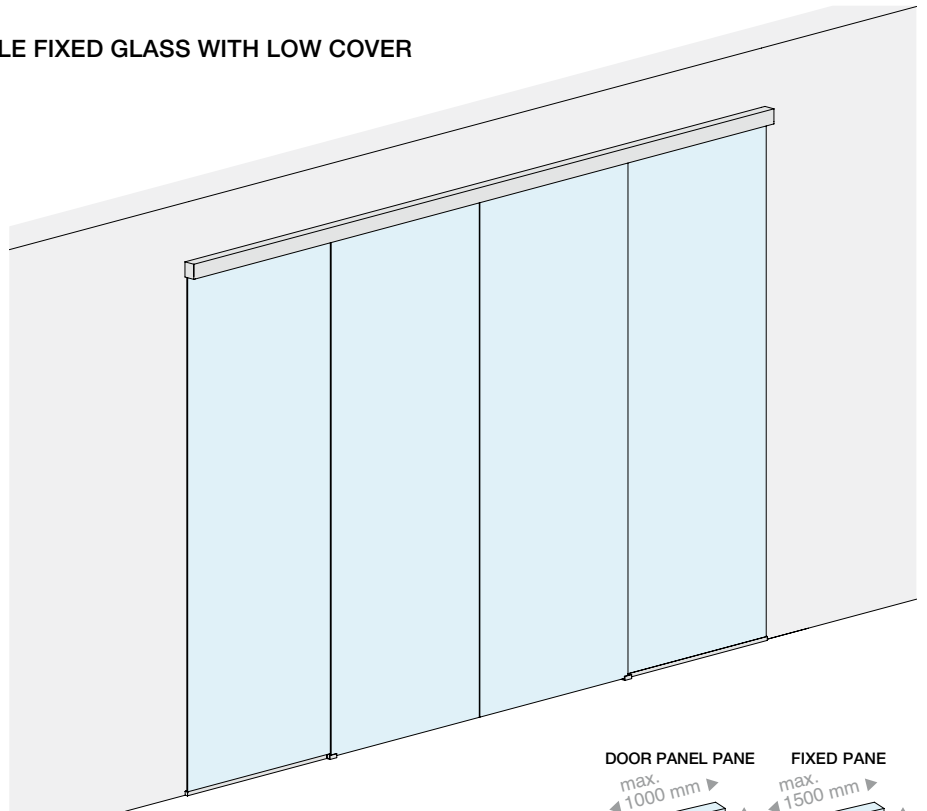
Finish: /6 /88 /97



DOOR OPENING SIZE



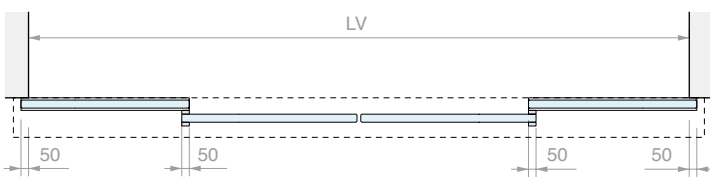
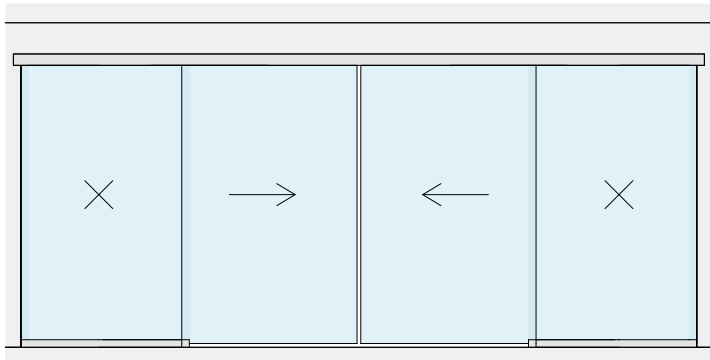
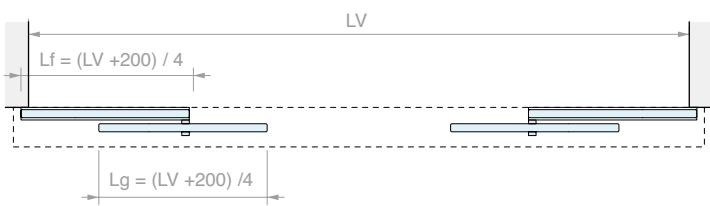
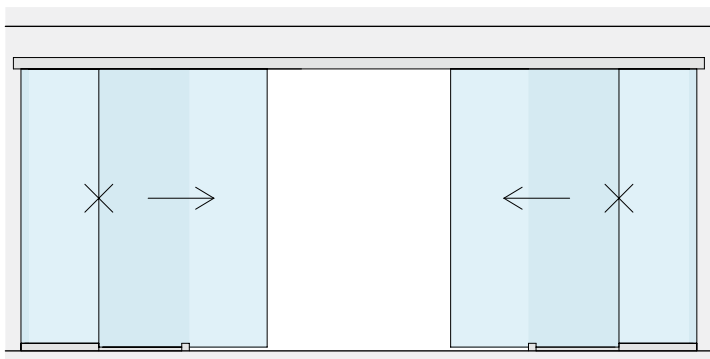
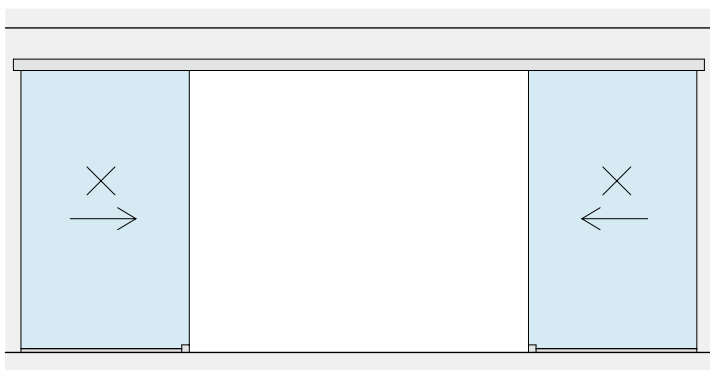
HV max: 3000 mm



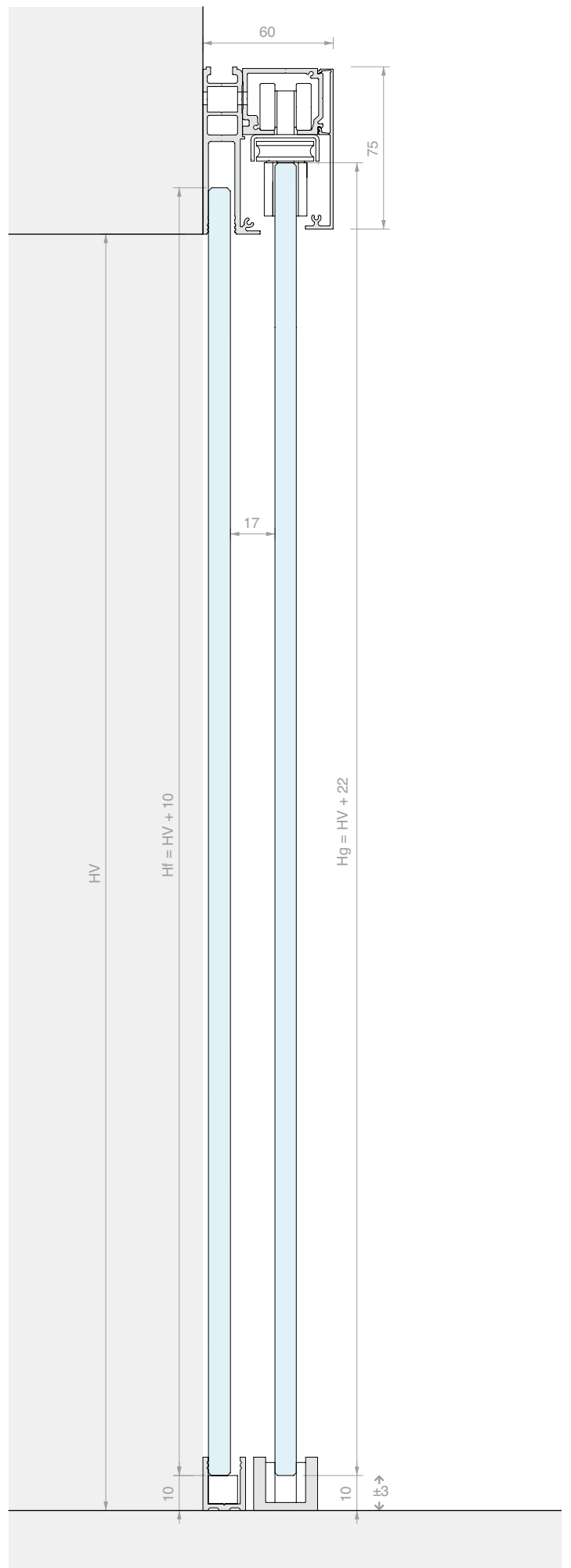
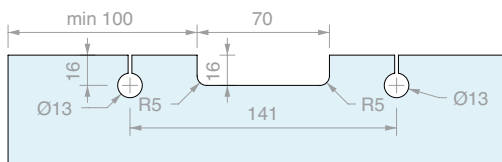
Kit comprising:

Art.	Description	Qty
LM3110.400	Wall fixing track	1 Pc
LM26075.400	Fixed glass profile	1 Pc
LM0075C.400	Track cover	1 Pc
LMC13.200	Finishing profile	1 Pc
LMU20.300	U profile	1 Pc
LMU20TP	Cap	4 Pcs
GTUP2	Glass holder gasket	4 m
LM75059TP33	Finishing cap	2 Pcs
CERPOS170ALL	Clamp	2 Pcs
CERPOS170SYNC	Clamp for synchronisation	2 Pcs
057.3114.071	Roller with screw and nut	4 Pcs
057.3073.071	End stop without buffer	4 Pcs
LMGF	Floor guide	2 Pcs
LMSIN-2AC170	Synchronisation kit	1 Pc
Optional		
042.3102.072	Softbreak damper, 20-60 kg	2 Pcs
042.3102.071	Softbreak damper, 61-100 kg	2 Pcs

Art.	LV max	Qty
LMV7521CF.400	3900 mm	1 Pc



MACHINING OF GLASS FOR CERPOS170

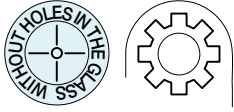




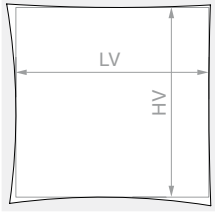
WALL FIXING SLIDING DOOR KIT SYNCHRONISED DOUBLE DOOR AND DOUBLE FIXED GLASS WITH HIGH COVER

Material: Aluminium

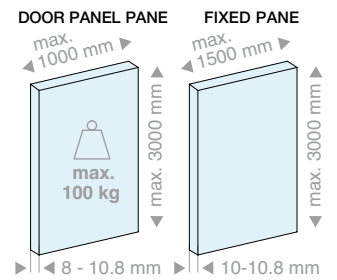
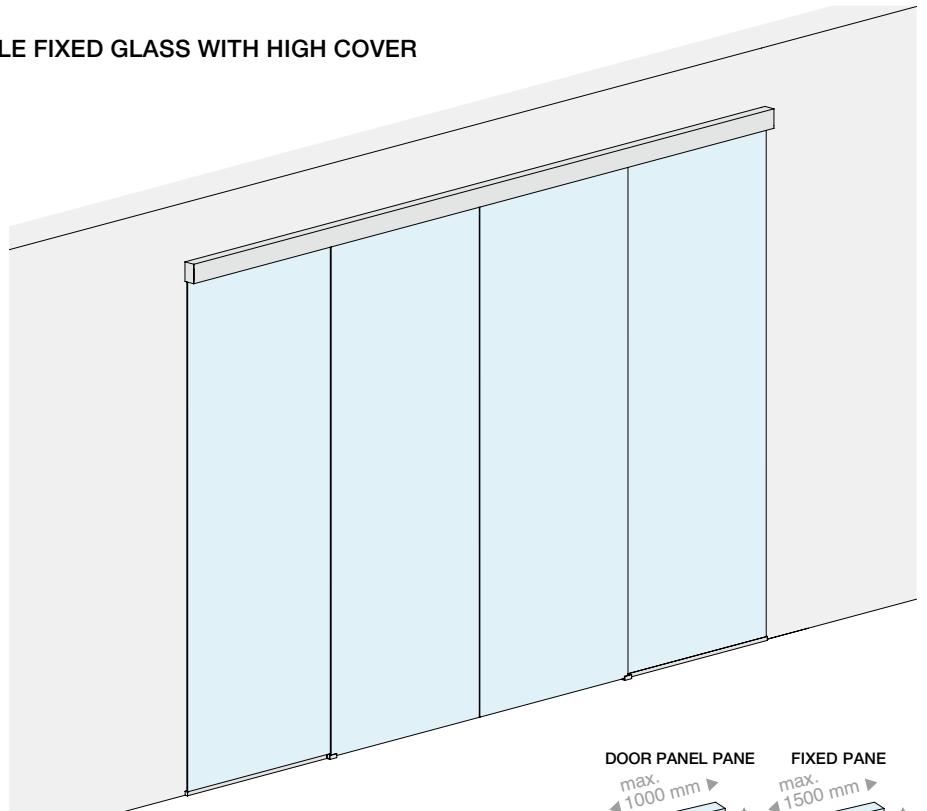
Finish: /6 /88 /97



DOOR OPENING SIZE



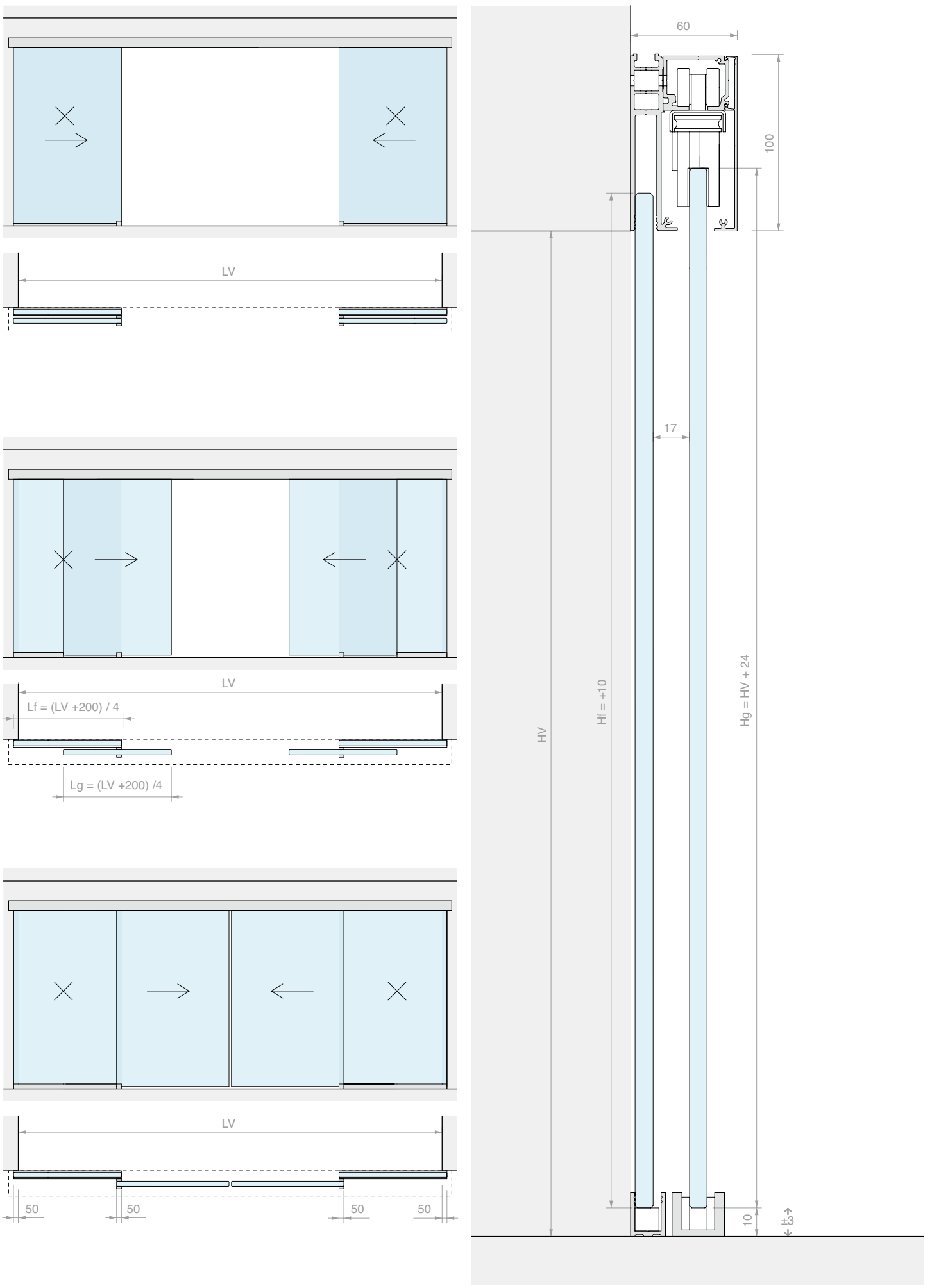
HV max: 3000 mm



Kit comprising:

Art.	Description	Qty
LM3110.400	Wall fixing track	1 Pc
LM26100.400	Fixed glass profile	1 Pc
LM0100C.400	Track cover	1 Pc
LMC13.200	Finishing profile	1 Pc
LMU20.300	U profile	1 Pc
LMU20TP	Cap	4 Pcs
GTUP2	Glass holder gasket	4 m
LM10059TP33	Finishing cap	2 Pcs
CERPOS514	Clamp	2 Pcs
CERPOS514-C	Clamp for synchronisation	2 Pcs
CARVIT8X40-A2	Roller with screw and nut	4 Pcs
057.3073.071	End stop without buffer	4 Pcs
LMGF	Floor guide	2 Pcs
LMSIN-2AC500	Synchronisation kit	1 Pc
Optional		
042.3102.072	Softbreak damper, 20-60 kg	2 Pcs
042.3102.071	Softbreak damper, 61-100 kg	2 Pcs

Art.	LV max	Qty
LMV10021CF.400	3900 mm	1 Pc

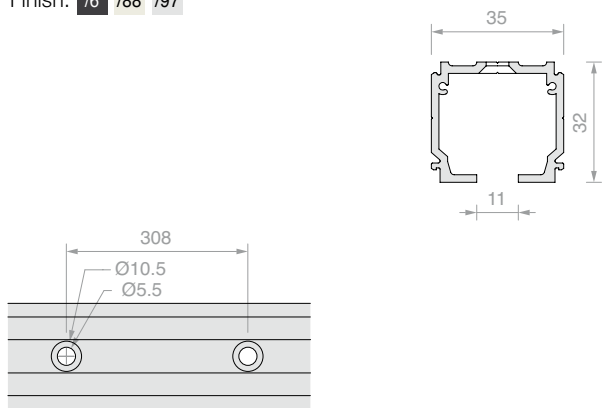




CEILING FIXING TRACK

Material: Aluminium

Finish: /6 /88 /97



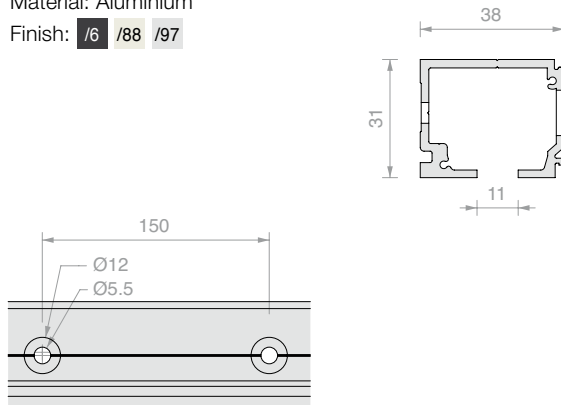
Art.	Length	Qty
LM21.200	1998 mm	1 Pc
LM21.300	2998 mm	1 Pc
LM21.400	3998 mm	1 Pc
LM21.600	6000 mm	1 Pc



WALL FIXING TRACK

Material: Aluminium

Finish: /6 /88 /97



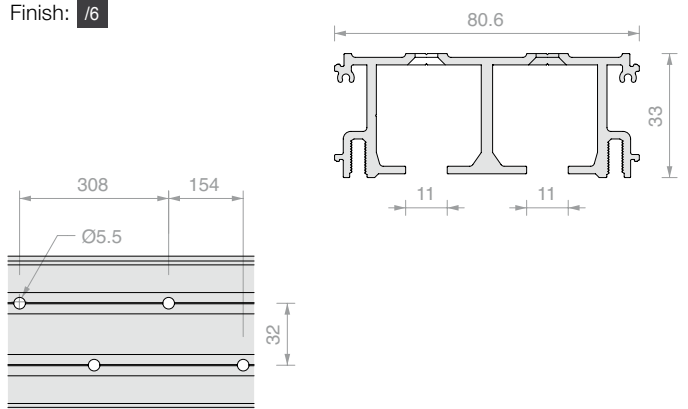
Art.	Length	Qty
LM3110.200	1998 mm	1 Pc
LM3110.300	2998 mm	1 Pc
LM3110.400	3998 mm	1 Pc
LM3110.600	6000 mm	1 Pc



2-WAY CEILING FIXING TRACK

Material: Aluminium

Finish: /6




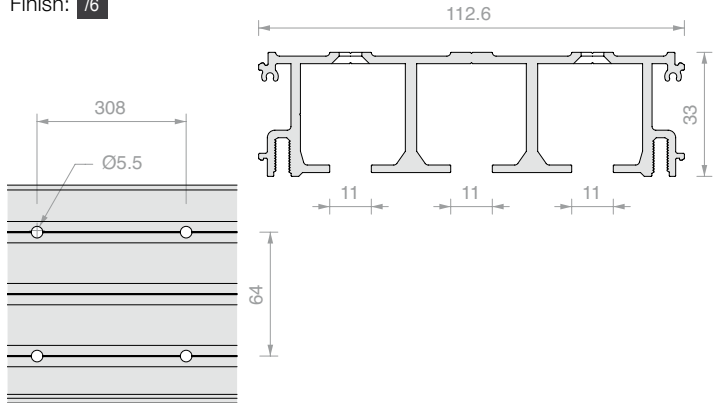
Art.	Length	Qty
LM2V080.200	1998 mm	1 Pc
LM2V080.300	2998 mm	1 Pc
LM2V080.400	3998 mm	1 Pc
LM2V080.600	6000 mm	1 Pc



3-WAY CEILING FIXING TRACK

Material: Aluminium

Finish: 



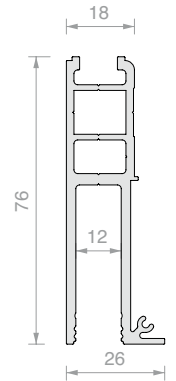
Art.	Length	Qty
LM3V112.200	1998 mm	1 Pc
LM3V112.300	2998 mm	1 Pc
LM3V112.400	3998 mm	1 Pc
LM3V112.600	6000 mm	1 Pc



FIXED GLASS LOW PROFILE

Material: Aluminium

Finish:   



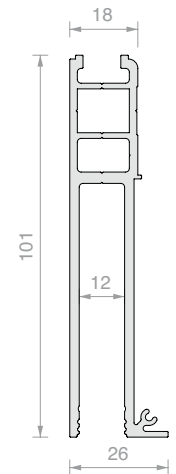
Art.	Length	Qty
LM26075.200	1998 mm	1 Pc
LM26075.300	2998 mm	1 Pc
LM26075.400	3998 mm	1 Pc
LM26075.600	6000 mm	1 Pc



FIXED GLASS HIGH PROFILE

Material: Aluminium

Finish:   



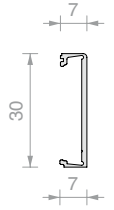
Art.	Length	Qty
LM26100.200	1998 mm	1 Pc
LM26100.300	2998 mm	1 Pc
LM26100.400	3998 mm	1 Pc
LM26100.600	6000 mm	1 Pc



COVER FOR VISIBLE CLAMPS

Material: Aluminium

Finish: /6 /88 /97



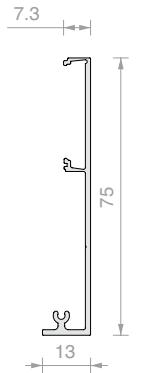
Art.	Length	Qty
LM3120.200	1998 mm	1 Pc
LM3120.300	2998 mm	1 Pc
LM3120.400	3998 mm	1 Pc
LM3120.600	6000 mm	1 Pc



LOW COVER

Material: Aluminium

Finish: /6 /88 /97



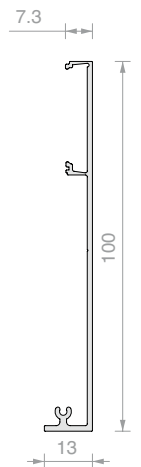
Art.	Length	Qty
LM0075C.200	1998 mm	1 Pc
LM0075C.300	2998 mm	1 Pc
LM0075C.400	3998 mm	1 Pc
LM0075C.600	6000 mm	1 Pc




HIGH COVER

Material: Aluminium

Finish: /6 /88 /97



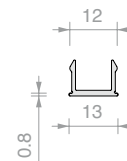
Art.	Length	Qty
LM0100C.200	1998 mm	1 Pc
LM0100C.300	2998 mm	1 Pc
LM0100C.400	3998 mm	1 Pc
LM0100C.600	6000 mm	1 Pc



FINISHING PROFILE

Material: Aluminium

Finish: /6 /88 /97



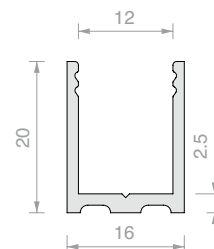
Art.	Length	Qty
LMC13.100	996 mm	1 Pc
LMC13.150	1498 mm	1 Pc
LMC13.200	1998 mm	1 Pc
LMC13.300	3000 mm	1 Pc




U PROFILE

Material: Aluminium

Finish: /6 /88 /91 /97



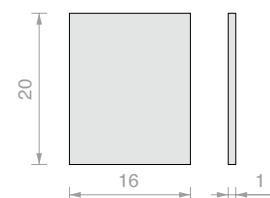
Art.	Length	Qty
LMU20.100	996 mm	1 Pc
LMU20.150	1498 mm	1 Pc
LMU20.300	3000 mm	1 Pc



FINISHING CAP

Material: Aluminium

Finish: /88 /91 /97 /R2



Art.	Qty
LMU20TP	1 Pc



GLASS HOLDER SEAL

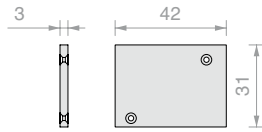
Material: PVC

Art.	Thickness	Colour	Qty	Art.	Thickness	Colour	Qty	Art.	Thickness	Colour	Qty
GTUP2	2 mm	Transparent	1 m	GTUP2G	2 mm	Embossed	1 m	GTUP2N	2 mm	Black	1 m
GTUP3	3 mm	Transparent	1 m	GTUP3G	3 mm	Embossed	1 m	GTUP3N	3 mm	Black	1 m
GTUP4	4 mm	Transparent	1 m	GTUP4G	4 mm	Embossed	1 m	GTUP4N	4 mm	Black	1 m
GTUP5	5 mm	Transparent	1 m	GTUP5G	5 mm	Embossed	1 m	GTUP5N	5 mm	Black	1 m
GTUP6	6 mm	Transparent	1 m	GTUP6G	6 mm	Embossed	1 m	GTUP6N	6 mm	Black	1 m



FINISHING CAP 2 SCREWS

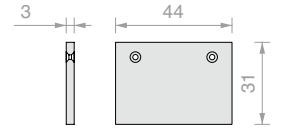
Material: Aluminium
Finish: /6 /88 /97



Art. **LM31042TP32** Qty 1 Pc

FINISHING CAP 2 SCREWS

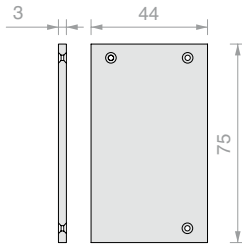
Material: Aluminium
Finish: /6 /88 /97



Art. **LM31044TP32** Qty 1 Pc

FINISHING CAP 3 SCREWS

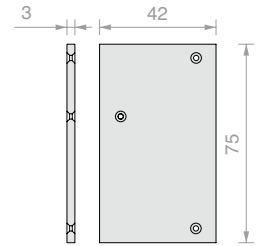
Material: Aluminium
Finish: /6 /88 /97



Art. **LM75044TP33** Qty 1 Pc

FINISHING CAP 3 SCREWS

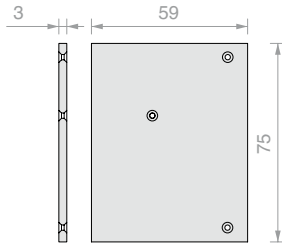
Material: Aluminium
Finish: /6 /88 /97



Art. **LM75042TP33** Qty 1 Pc

FINISHING CAP 3 SCREWS

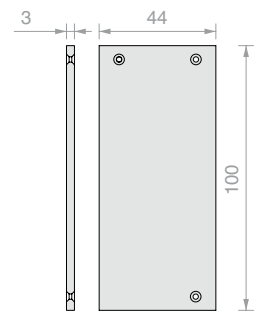
Material: Aluminium
Finish: /6 /88 /97



Art. **LM75059TP33** Qty 1 Pc

FINISHING CAP 3 SCREWS

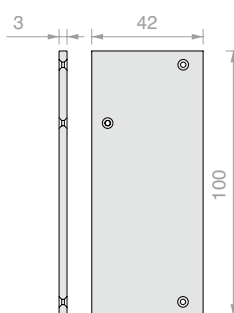
Material: Aluminium
Finish: /6 /88 /97



Art. **LM10044TP33** Qty 1 Pc

FINISHING CAP 3 SCREWS

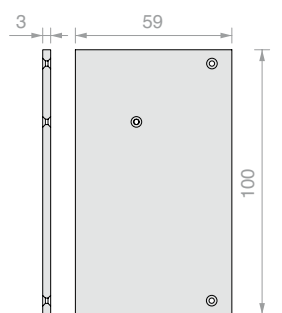
Material: Aluminium
Finish: /6 /88 /97



Art. **LM10042TP33** Qty 1 Pc

FINISHING CAP 3 SCREWS

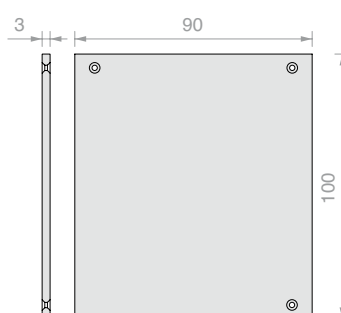
Material: Aluminium
Finish: /6 /88 /97



Art. **LM10059TP33** Qty 1 Pc

FINISHING CAP 3 SCREWS


Material: Aluminium
Finish: /6 /88 /97



Art. **LM10090TP33** Qty 1 Pc

FINISHING CAP 3 SCREWS

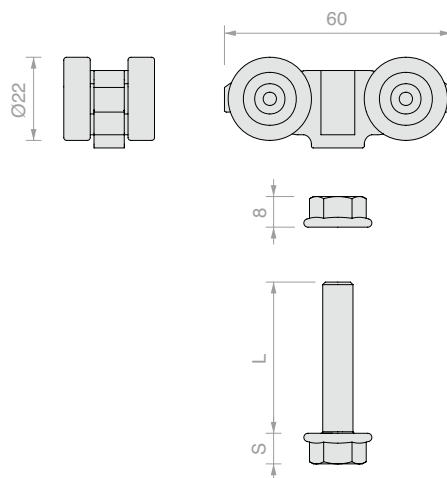
Material: Aluminium
Finish: /6 /88 /97



Art. **LM10022TP33** Qty 1 Pc



ROLLER WITH SCREW AND NUT

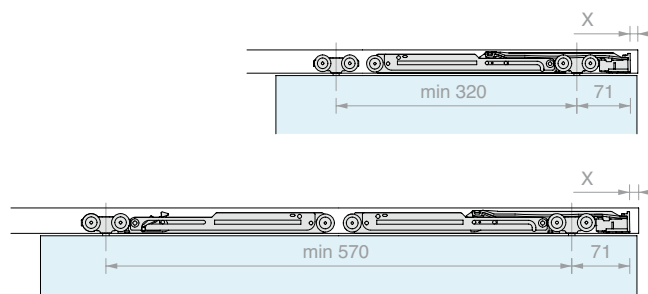


Art.	L	S	For clamps	Qty
CARVIT8X50-A2	50 mm	8 mm	CERPOS514	1 Pc
CARVIT8X40-A2	40 mm	8 mm	CERPOS514	1 Pc
057.3114.071	40 mm	6.6 mm	CERPOS170	1 Pc



SOFTBREAK DAMPER

Material: ABS, zamak and steel



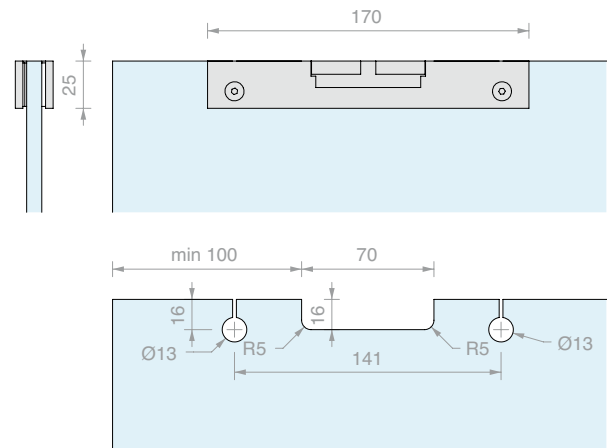
Art.	Load	Qty
042.3102.072	From 20 to 60 kg	1 Pc
042.3102.071	From 61 to 100 kg	1 Pc



CLAMP FOR SLIDING DOORS

Material: Aluminium

Finish: /6 /10 /88 /97



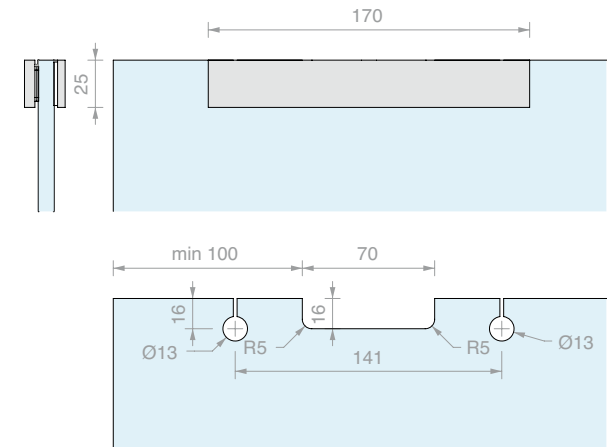
Art.	For glass	Qty
CERPOS170ALL	From 8 to 10.8 mm	1 Pc



CLAMP FOR SLIDING DOORS WITH COVER

Material: Aluminium

Finish: /6 /88 /97

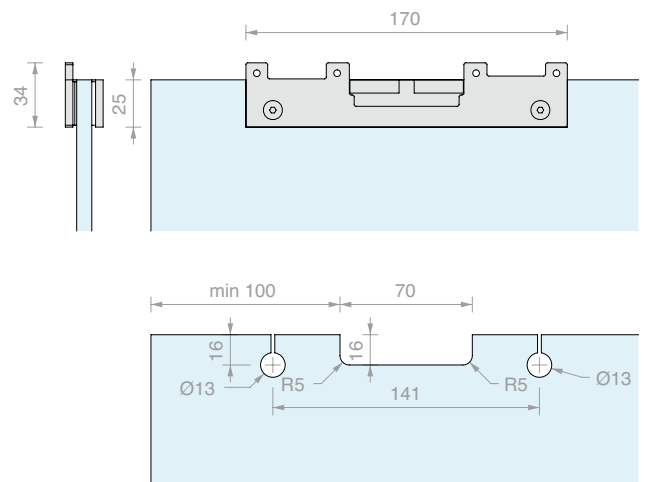


Art.	For glass	Qty
CERPOS170COV	From 8 to 10.8 mm	1 Pc



CLAMP FOR SLIDING DOORS FOR SYNCHRONISATION

Material: Aluminium

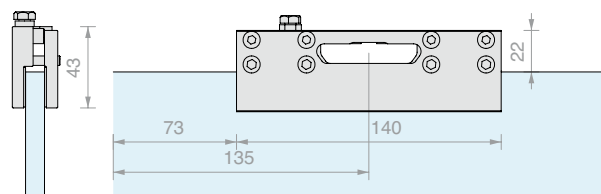


Art.	For glass	Qty
CERPOS170SYNC	From 8 to 10.8 mm	1 Pc



CLAMP FOR SLIDING DOORS

Material: Aluminium

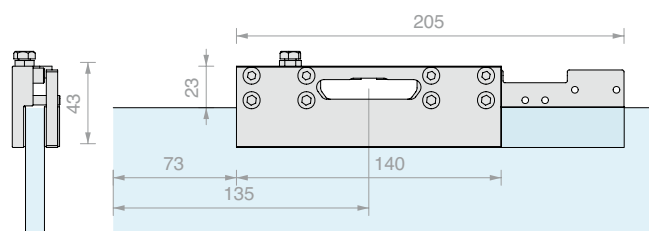


Art.	For glass	Qty
CERPOS514	From 8 to 10.8 mm	1 Pc



CLAMP FOR SLIDING DOORS FOR SIMULTANEOUS SYNCHRONISATION OR DRAGGING MOVEMENT

Material: Aluminium

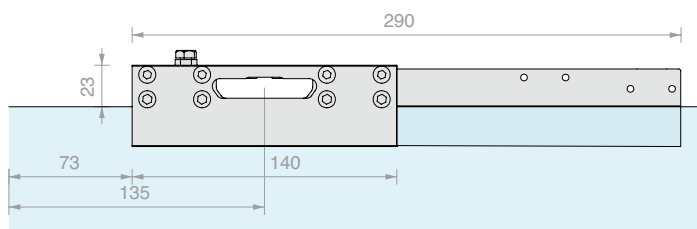


Art.	For glass	Qty
CERPOS514-C	From 8 to 10.8 mm	1 Pc



CLAMP FOR SLIDING DOORS FOR DRAGGING MOVEMENT

Material: Aluminium

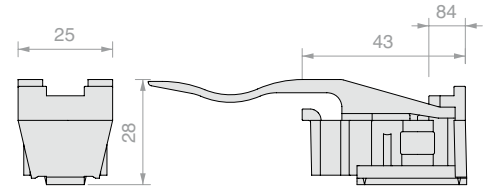


Art.	For glass	Qty
CERPOS514-T	From 8 to 10.8 mm	1 Pc



END STOP WITH BUFFER

Material: ABS



Art.

057.3073.072

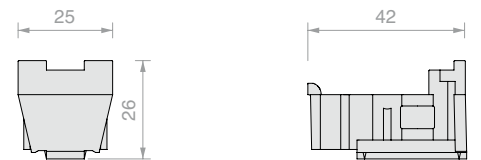
Q.ty

1 Pc



END STOP WITHOUT BUFFER

Material: ABS



Art.

057.3073.071

Q.ty

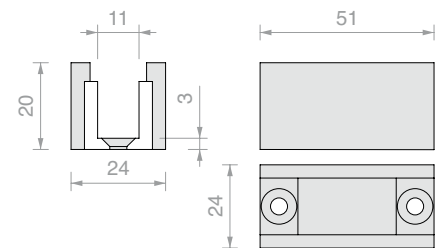
1 Pc



GUIDE

Material: Aluminium

Finish: /88 /97 /R2



Art.

LMGF

For glass thickness

From 8 to 10 mm

Qty

1 Pc



SYNCHRONISATION KIT FOR 2 DRAGGED DOORS WITH CERPOS514-C-E-T

Finish: /6 /88 /97

Art.

LMSIN-2AT502

Qty

1 Pc



SYNCHRONISATION KIT FOR 3 DRAGGED DOORS WITH CERPOS514-C-E-T

Finish: /6 /88 /97

Art.	Qty
LMSIN-3AT503	1 Pc



SYNCHRONISATION KIT FOR 2 IN-LINE DOORS WITH CERPOS170SYNC

Art.	Qty
LMSIN-2AC170	1 Pc




SYNCHRONISATION KIT FOR 2 IN-LINE DOORS WITH CERPOS514-C

Art.	Qty
LMSIN-2AC500	1 Pc





Forme

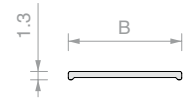
Smaller profiles for finishing glass door panels.
Applied to the glass with a 0.5 mm thick two-sided tape,
silicone or UV bonding.
Select the right guide and accessories for holding the glass
and your edging profile.






FLAT PROFILE FORME SERIES

Material: Aluminium
 Finish:    

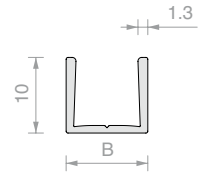


Art.	B	Length	Qty
FOP10.30	10 mm	3000 mm	1 Pc
FOP15.30	15 mm	3000 mm	1 Pc
FOP20.30	20 mm	3000 mm	1 Pc



U PROFILE, FORME SERIES

Material: Aluminium
 Finish:    



Art.	B	Length	For glass	Qty
FOU1011.30	10.8 mm	3000 mm	8 mm	1 Pc
FOU1013.30	12.8 mm	3000 mm	10 mm	1 Pc






TESA® ACX^{plus} DOUBLE-SIDED TAPE

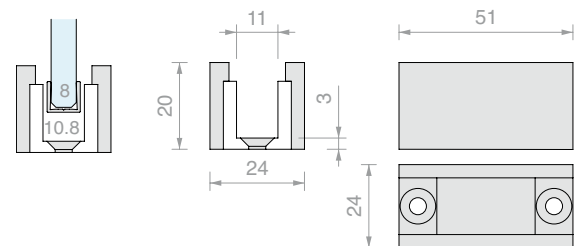
Transparent double-sided tape for fixing glass, steel and aluminium.
 The paper liner makes manual application of the tape easier.

Art.	Dimensions	Thickness	Qty
TS250065	6 mm x 25 m	0.5 mm	1 Pc
TS250125	12 mm x 25 m	0.5 mm	1 Pc
TS250155	15 mm x 25 m	0.5 mm	1 Pc



FLOOR GUIDE


Material: Aluminium
 Finish:   

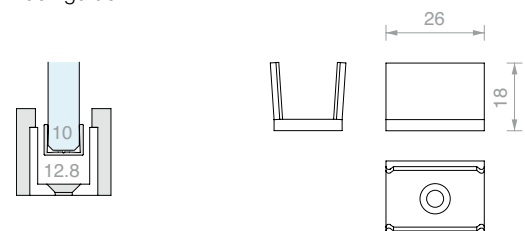


Art.	For profile	Qty
LMGF	FOU1011	1 Pc



ADAPTOR FOR GUIDE LMGF

Accessory for inserting into the LMGF floor guide
 Material: plastic
 Finish: 



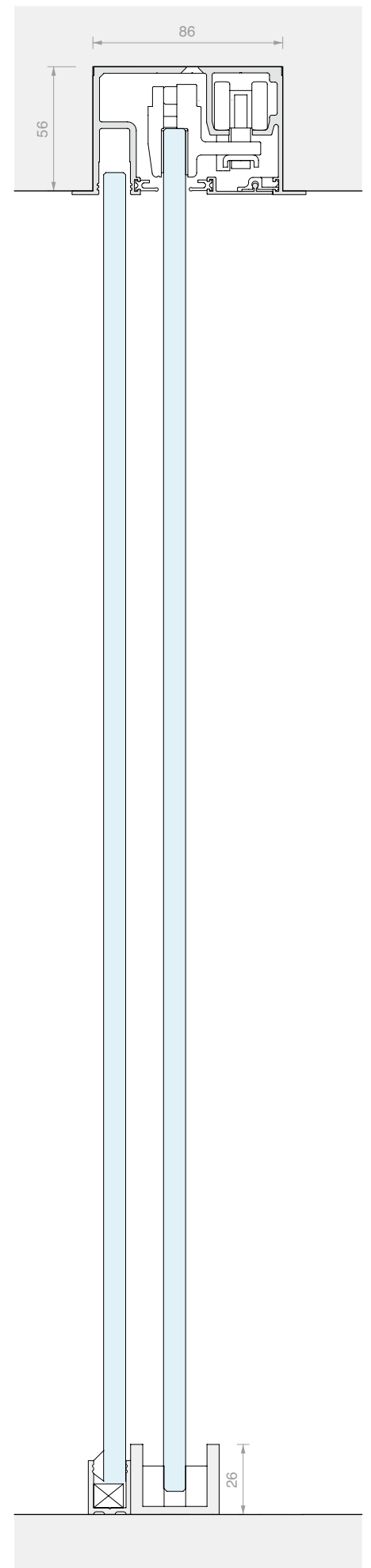

Art.	For profile	Qty
LMGF13-POM	FOU1013	1 Pc

LM INVISIBLE

Design

The LM INVISIBLE collection is a family of sliding doors which ensures that the glass is the only visible part of the sliding door.

The perfectly flush fitting ceiling fixing tracks fit in perfectly in any architectural setting, combining functionality and design.

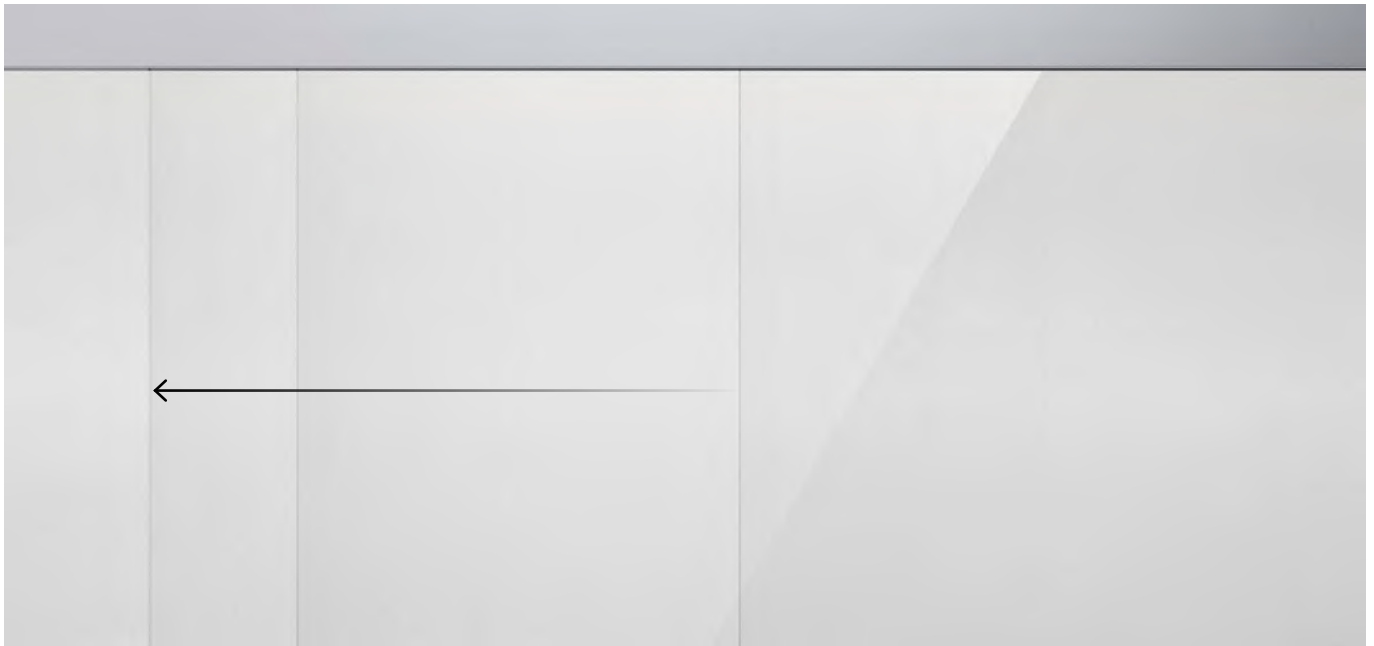




/88
Brushed steel effect
aluminium

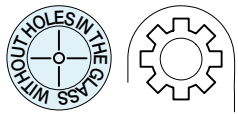


/97
Matt aluminium



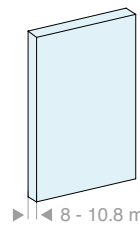
LM INVISIBLE

Technical properties



DOOR PANEL PANE

FIXED PANE

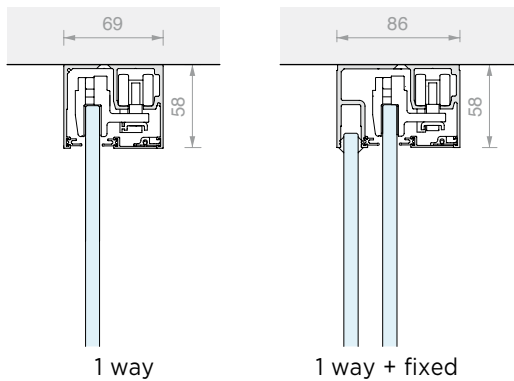


▶ ◀ 8 - 10.8 mm

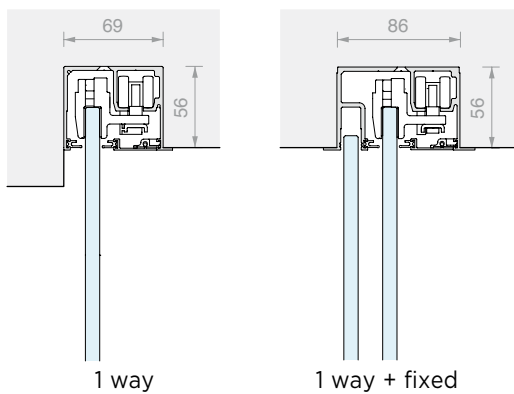
▶ ◀ 8 - 10.8 mm

2 types of installation

Ceiling

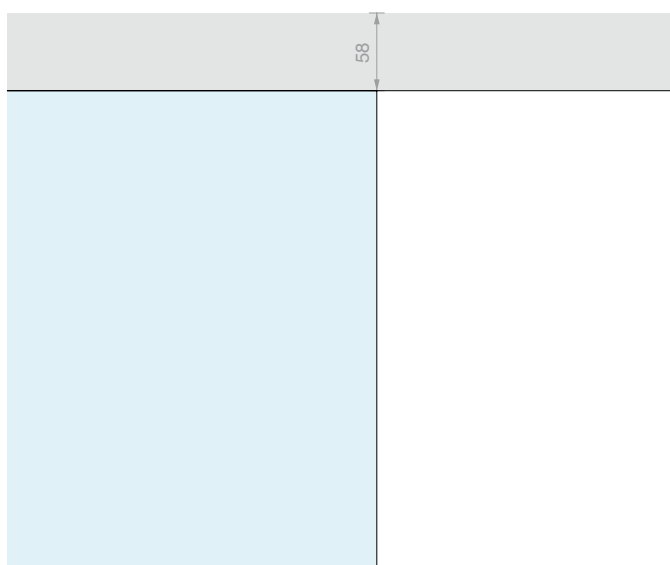


Ceiling, flush fit




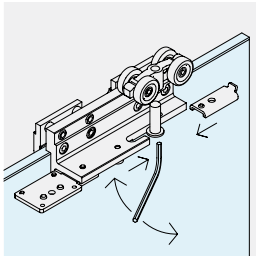
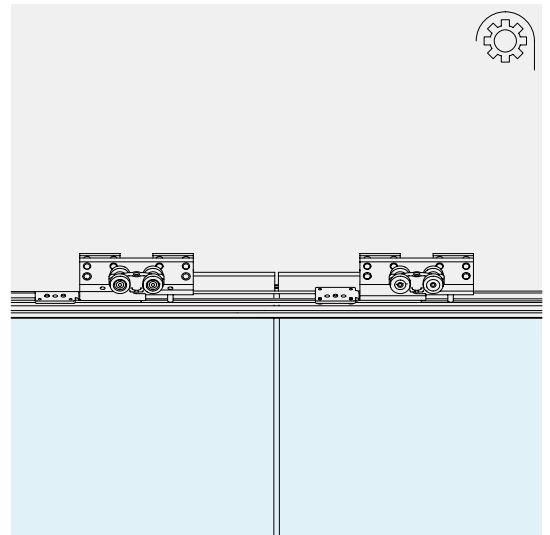
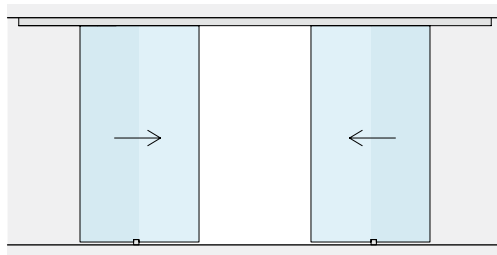
2 types of upper layout

Exposed profile



Flush fit profile



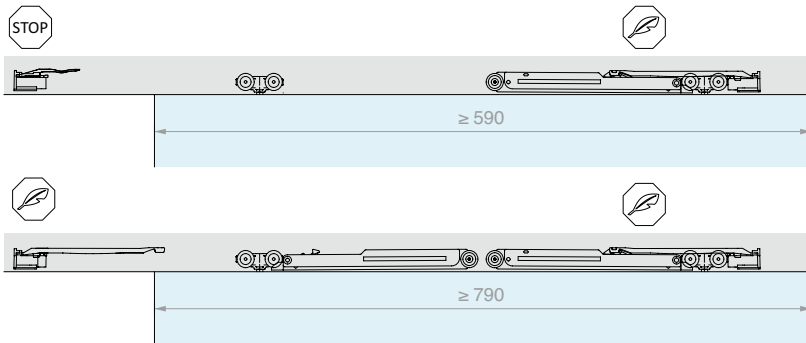


DOOR PANEL ADJUSTMENT

The height of the individual roller can be adjusted to change the position of the panel by ± 3 mm.

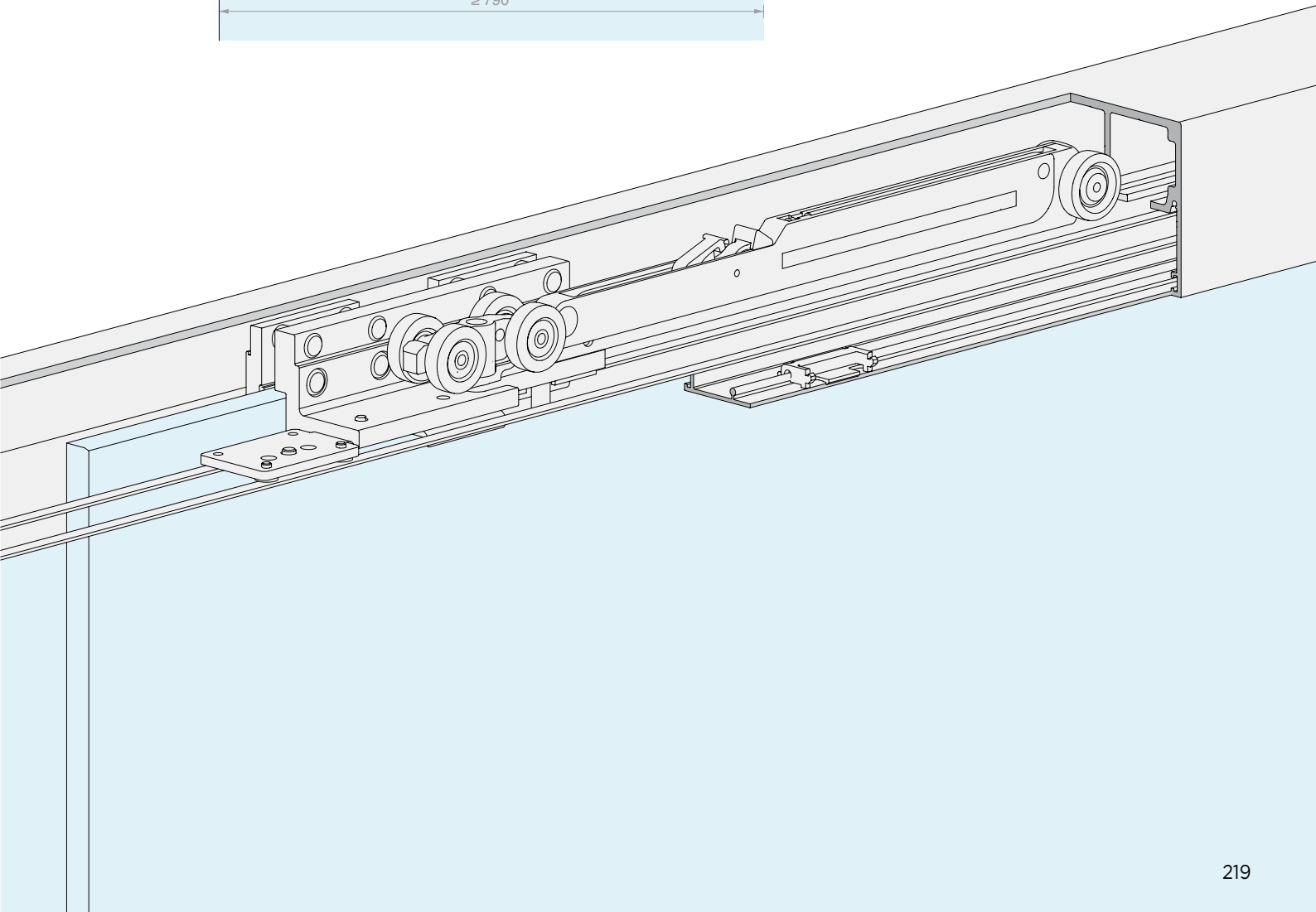
SYNCHRONISM

The following accessories are available for synchronisation simultaneous with 2 moving door panels.



SOFT CLOSE

The use of a single damper delivers delicate and controlled opening and closing.



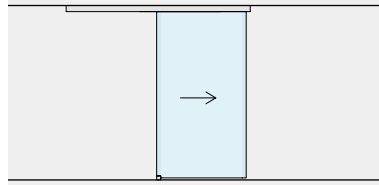


LM INVISIBLE

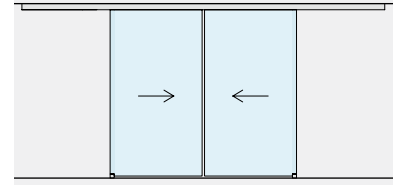
Kit

CEILING FIXING

MOVING DOORS

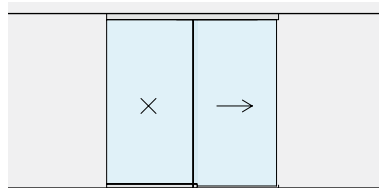


Page 224

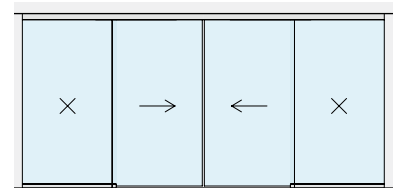


Page 228

MOVING DOORS
WITH FIXED GLASS



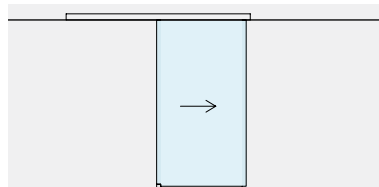
Page 232



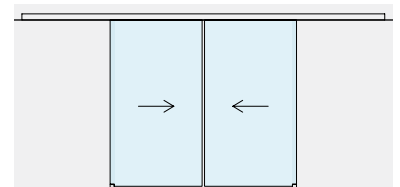
Page 236

FLUSH FIT CEILING FIXING

MOVING DOORS

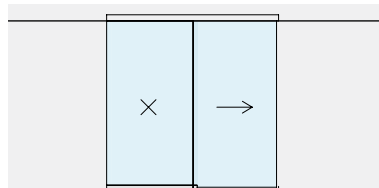


Page 240

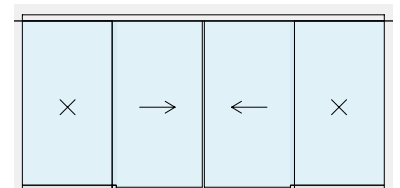


Page 244

MOVING DOORS
WITH FIXED GLASS



Page 248



Page 252







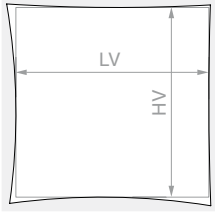
SLIDING DOOR KIT, CEILING FIXING
SINGLE DOOR

Material: Aluminium

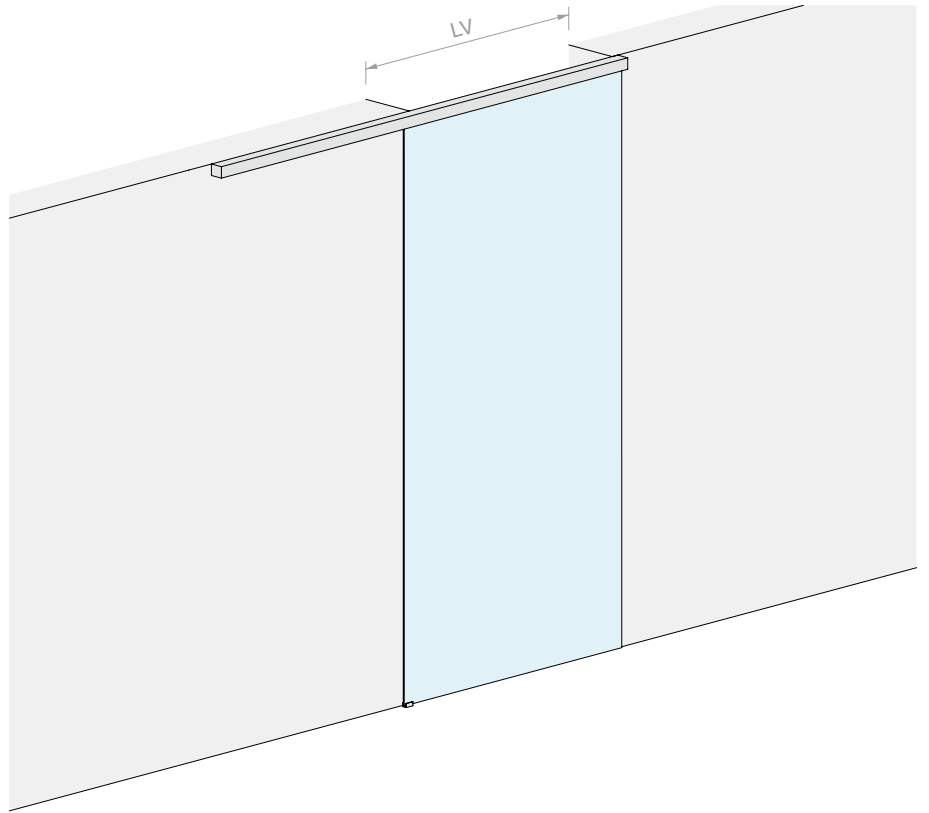
Finish: /88 /97



DOOR OPENING SIZE



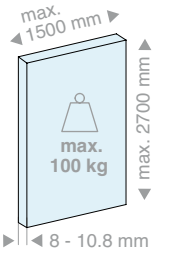
HV max: 2730 mm



DOOR PANEL PANE



DOOR PANEL PANE



Kit comprising:

Art.	Description	Qty
LMGW	Set of accessories for a door	1 Pc
LMGWSB200	Ceiling fixing track	1 Pc
057.3085.200	Lower cover	1 Pc
LMGWST01	Pair of end caps	1 Pc
057.3078.002	Finishing gasket	4 m

Optional

042.3102.072	Softbreak damper, 20-60 kg	1 Pc
042.3102.071	Softbreak damper, 61-100 kg	1 Pc

Kit comprising:


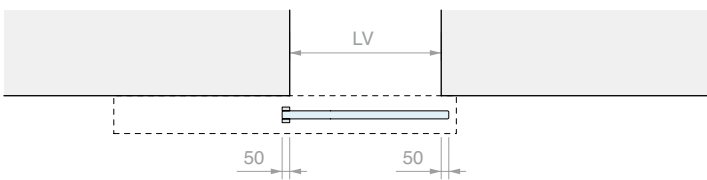
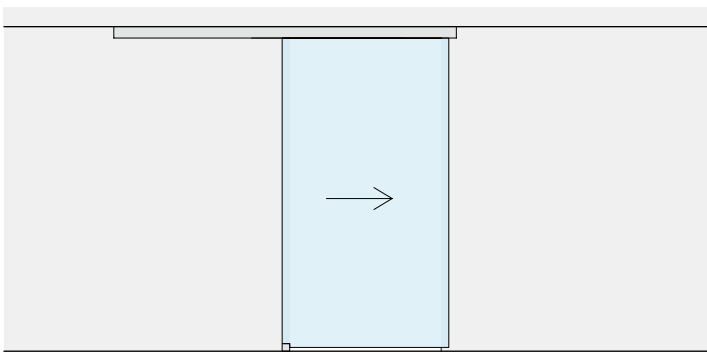
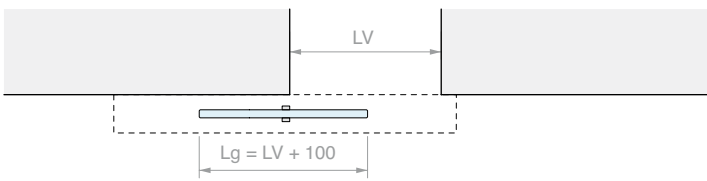
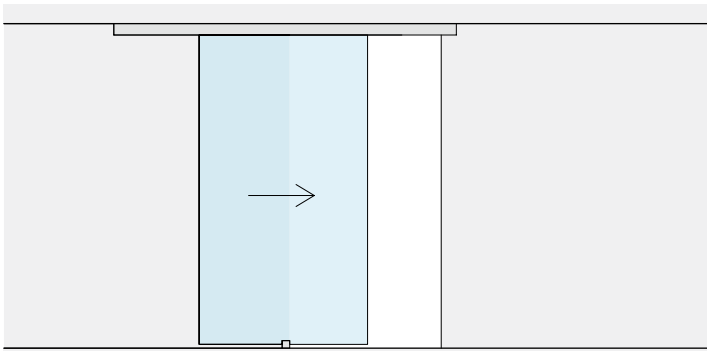
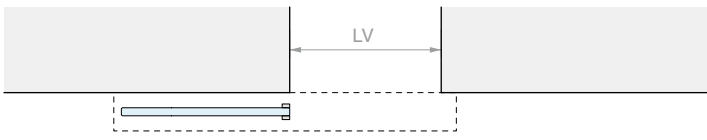
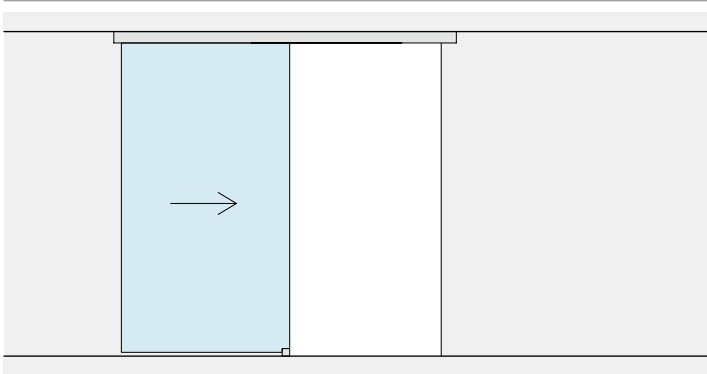
Art.	Description	Qty
LMGW	Set of accessories for a door	1 Pc
LMGWSB300	Ceiling fixing track	1 Pc
057.3085.300	Lower cover	1 Pc
LMGWST01	Pair of end caps	1 Pc
057.3078.002	Finishing gasket	6 m

Optional

042.3102.072	Softbreak damper, 20-60 kg	1 Pc
042.3102.071	Softbreak damper, 61-100 kg	1 Pc

Art.	LV max	Qty
LMGWS200	900 mm	1 Pc

Art.	LV max	Qty
LMGWS300	1400 mm	1 Pc









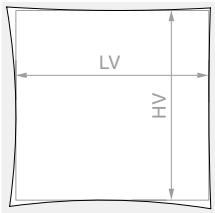
**SLIDING DOOR KIT, CEILING FIXING
DOUBLE DOOR**

Material: Aluminium

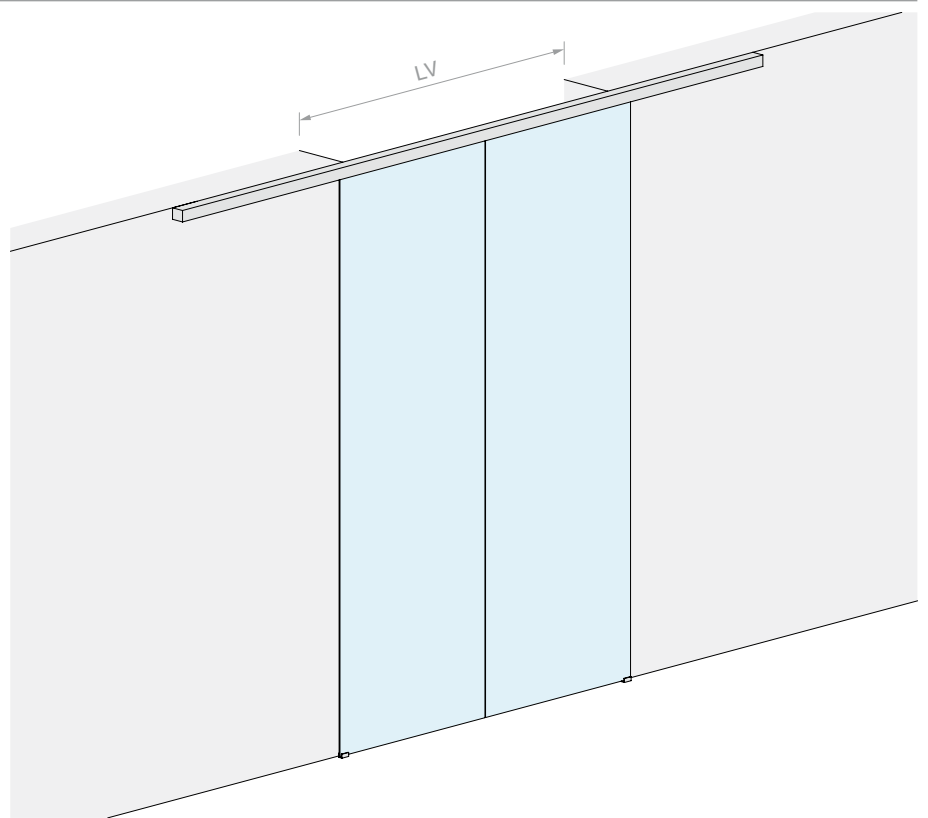
Finish: /88 /97



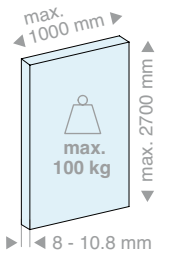
DOOR OPENING SIZE



HV max: 2730 mm




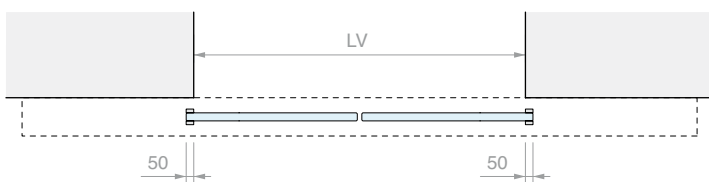
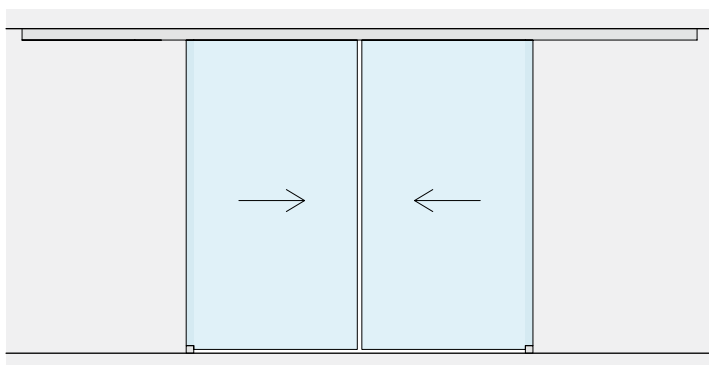
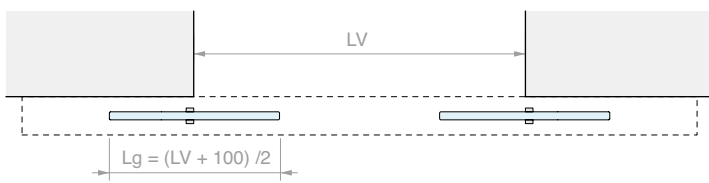
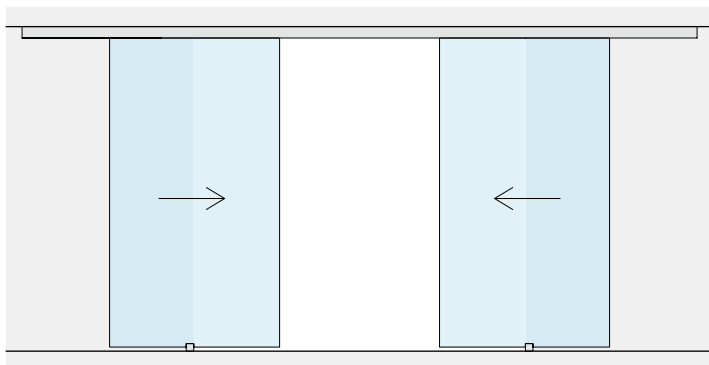

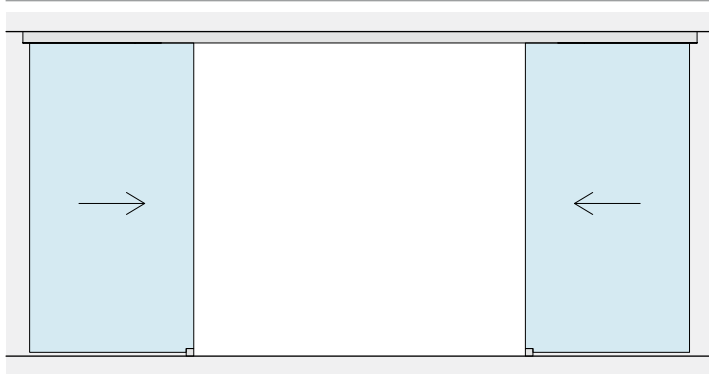
DOOR PANEL PANE



Kit comprising:

Art.	Description	Qty
LMGW	Set of accessories for a door	2 Pcs
LMGWSB400	Ceiling fixing track	1 Pc
057.3085.400	Lower cover	1 Pc
LMGWST01	Pair of end caps	1 Pc
057.3078.002	Finishing gasket	8 m
Optional		
042.3102.072	Softbreak damper, 20-60 kg	1 Pc
042.3102.071	Softbreak damper, 61-100 kg	1 Pc
LMSINCRO	Synchronisation kit	1 Pc

Art.	LV max	Qty
LMGWS400	1900 mm	1 Pc









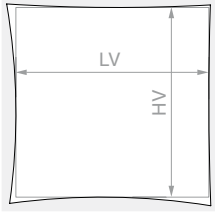
**SLIDING DOOR KIT, CEILING FIXING
SINGLE DOOR WITH FIXED GLASS**

Material: Aluminium

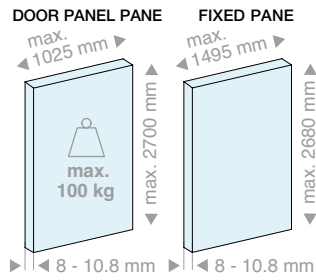
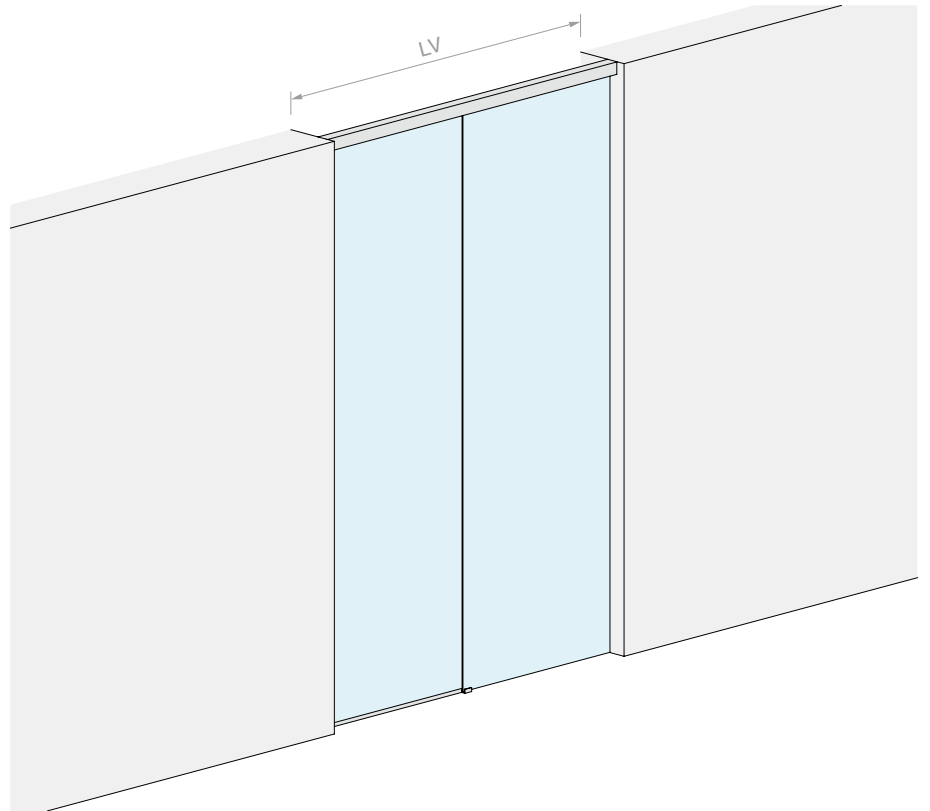
Finish: /88 /97



DOOR OPENING SIZE



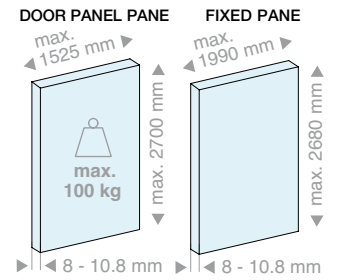
HV max: 2730 mm



Kit comprising:

Art.	Description	Qty
LMGW	Set of accessories for a door	1 Pc
057.3084.200	Ceiling fixing track	1 Pc
057.3085.200	Lower cover	1 Pc
LMU20.150	U profile	1 Pc
042.3005.100	Finishing profile	1 Pc
LMU20TP	Finishing cap	1 Pc
057.3078.002	Finishing gasket	4 m
GTUP2	Glass holder gasket	5 m

Optional		
042.3102.072	Softbreak damper, 20-60 kg	1 Pc
042.3102.071	Softbreak damper, 61-100 kg	1 Pc
LMU20.300	U profile	1 Pc



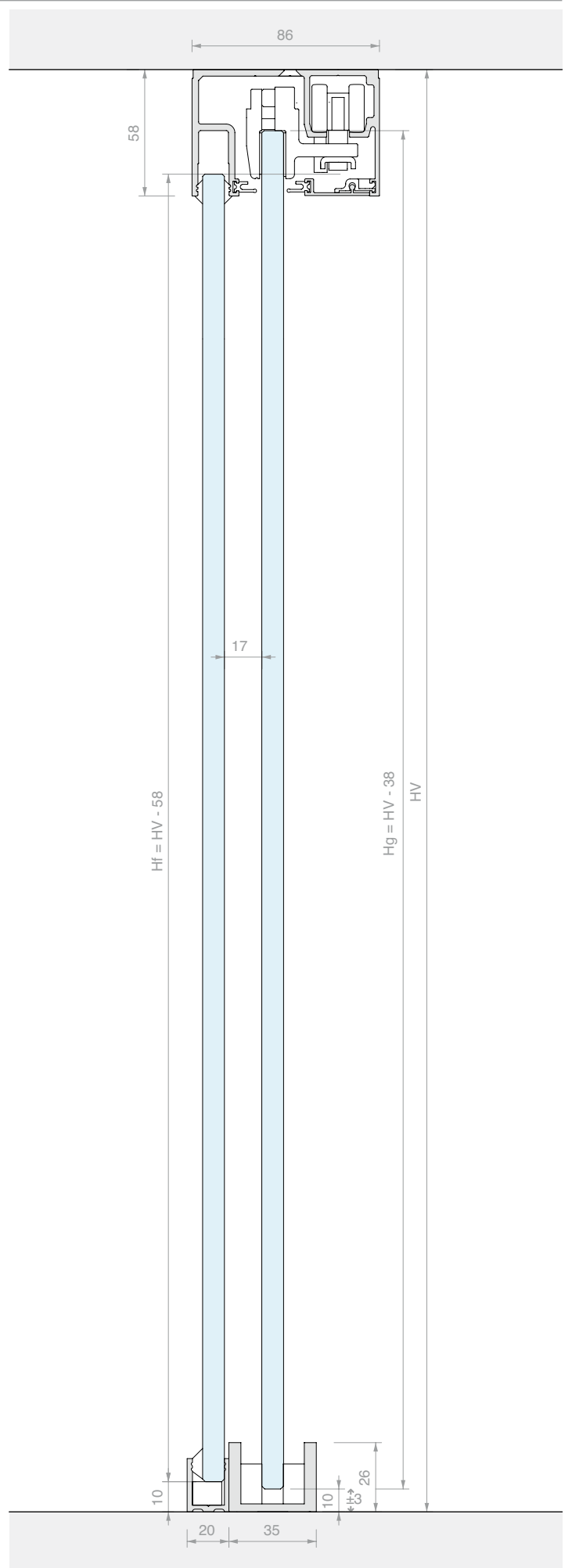
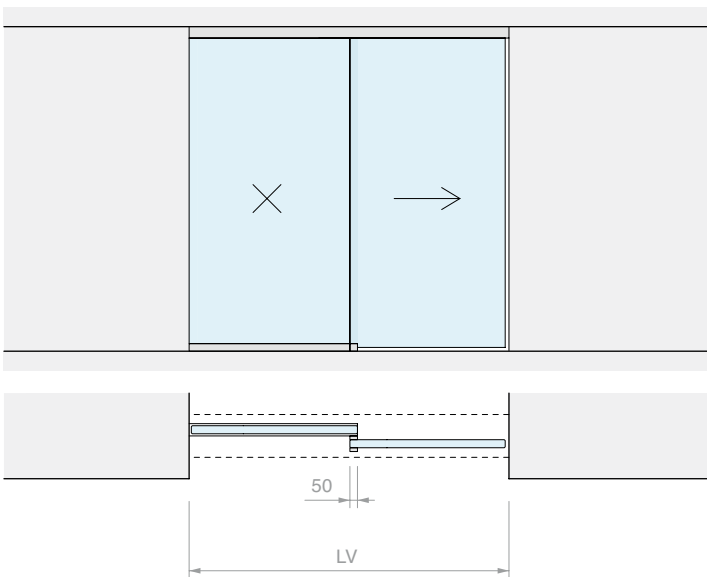
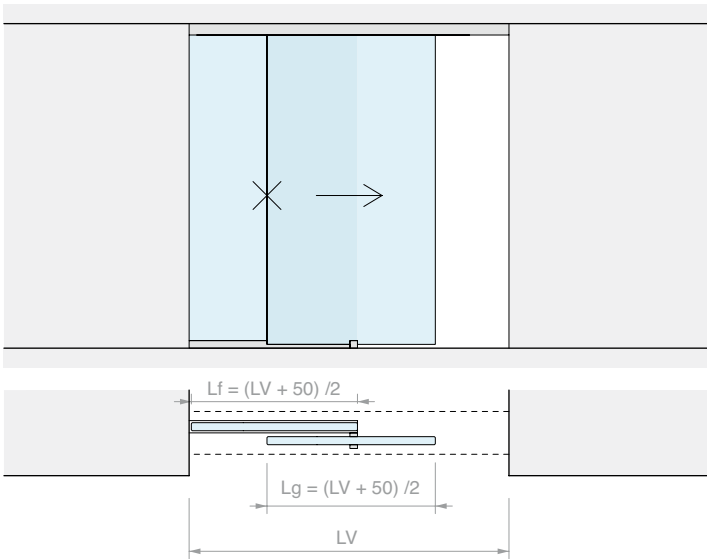
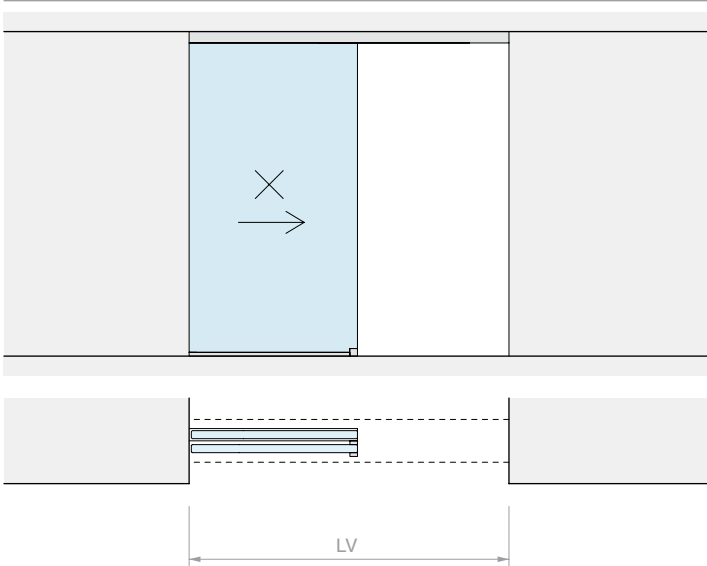
Kit comprising:

Art.	Description	Qty
LMGW	Set of accessories for a door	1 Pc
057.3084.300	Ceiling fixing track	1 Pc
057.3085.300	Lower cover	1 Pc
LMU20.300	U profile	1 Pc
042.3005.200	Finishing profile	1 Pc
LMU20TP	Finishing cap	1 Pc
057.3078.002	Finishing gasket	6 m
GTUP2	Glass holder gasket	6 m

Optional		
042.3102.072	Softbreak damper, 20-60 kg	1 Pc
042.3102.071	Softbreak damper, 61-100 kg	1 Pc
LMU20.300	U profile	1 Pc

Art.	LV max	Qty
LMGWF200	2000 mm	1 Pc

Art.	LV max	Qty
LMGWF300	3000 mm	1 Pc









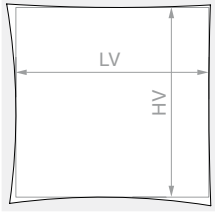
**SLIDING DOOR KIT, CEILING FIXING
DOUBLE DOOR WITH DOUBLE FIXED GLASS**

Material: Aluminium

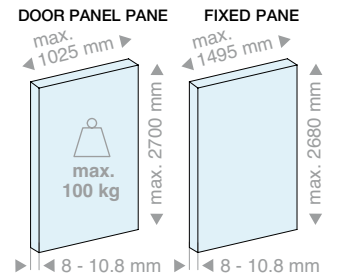
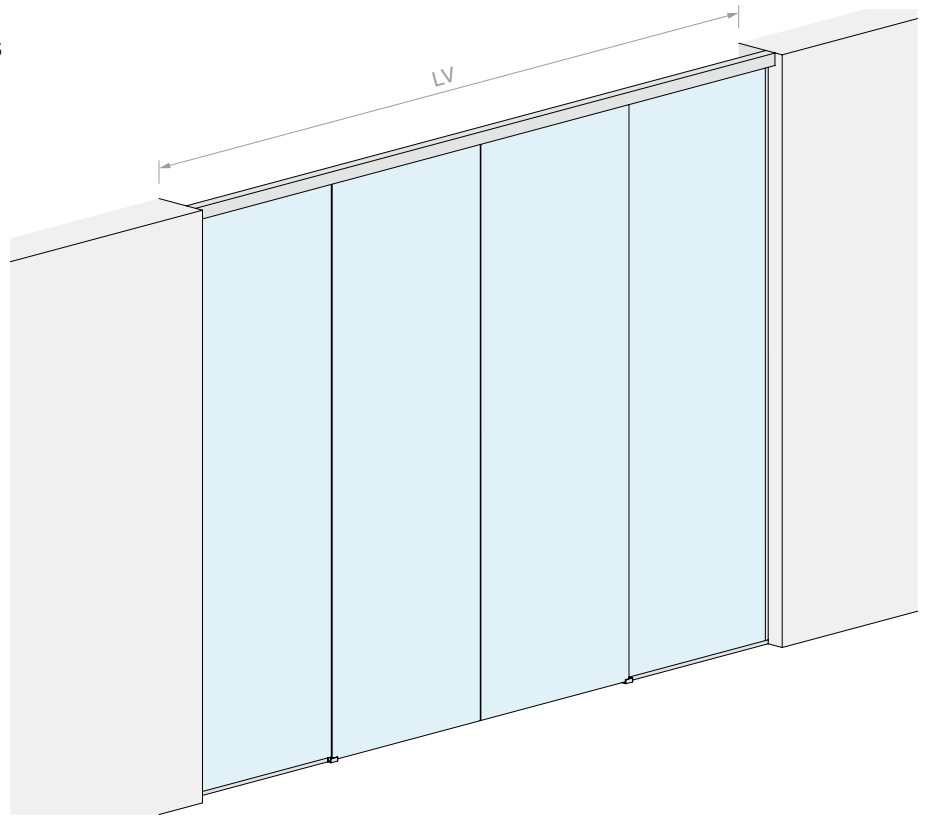
Finish: /88 /97



DOOR OPENING SIZE



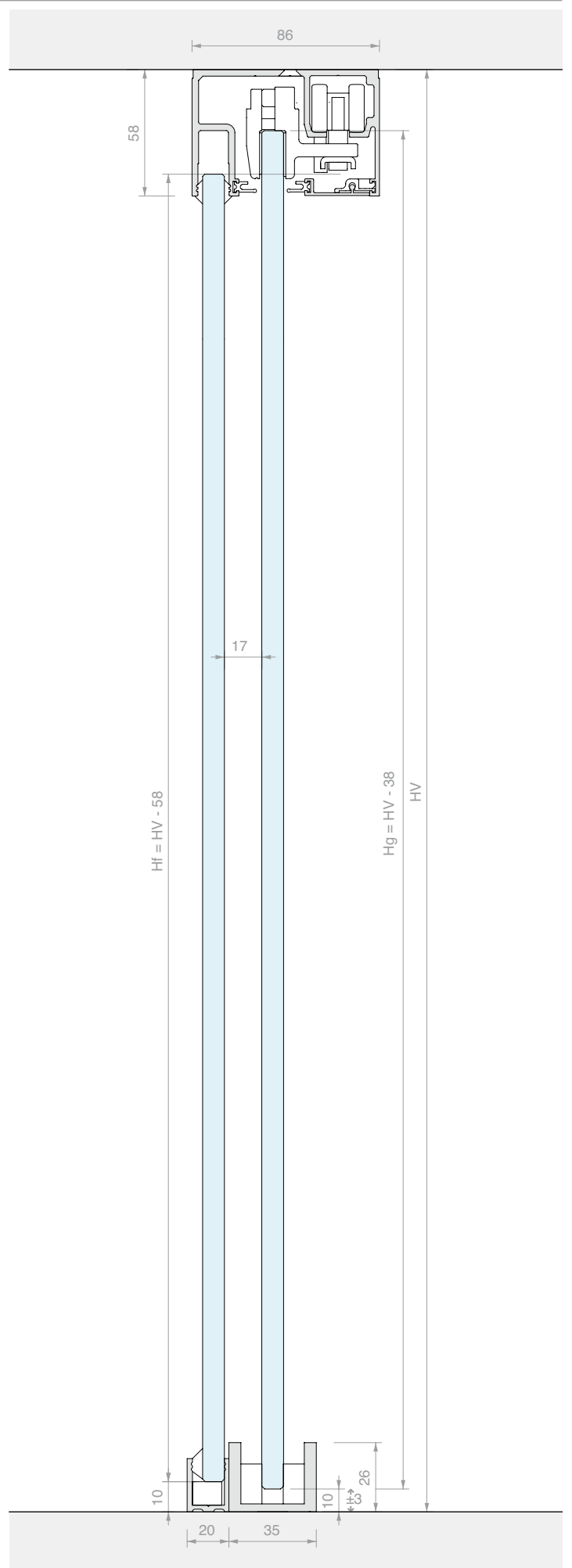
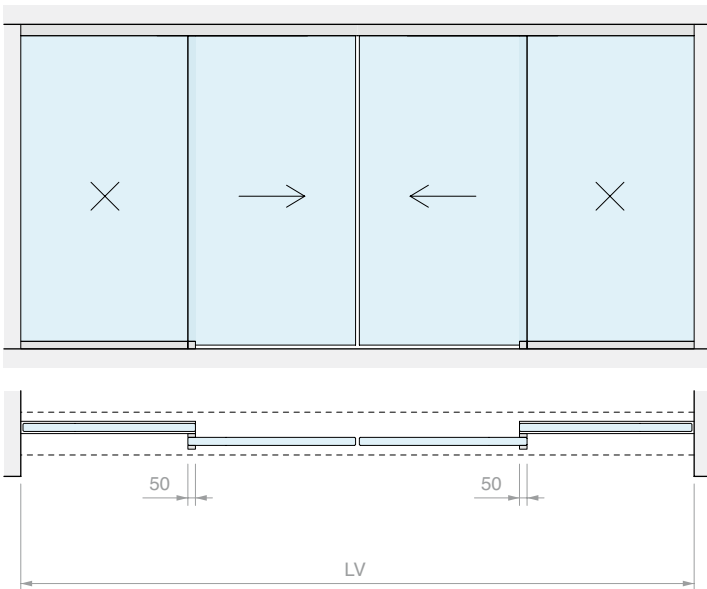
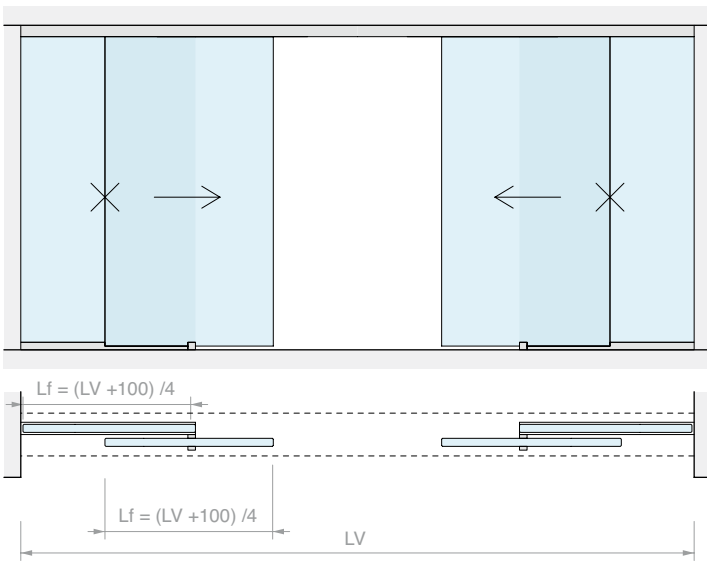
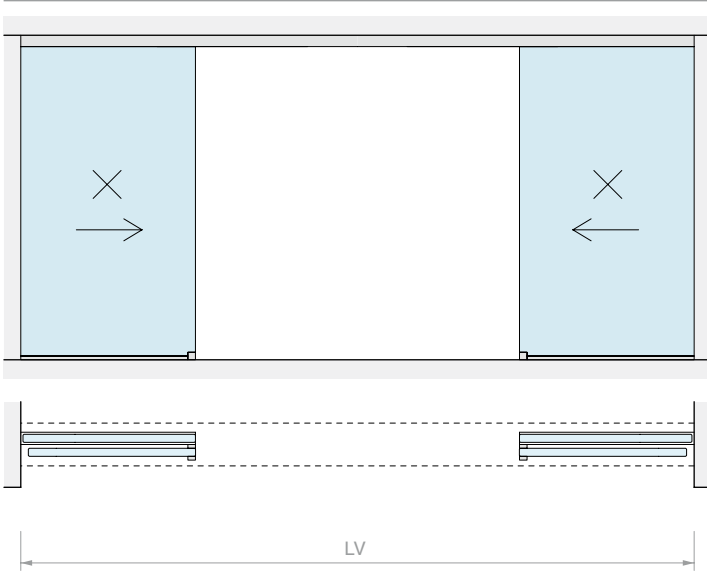
HV max: 2730 mm



Kit comprising:

Art.	Description	Qty
LMGW	Set of accessories for a door	2 Pcs
057.3084.400	Fixed ceiling fixing track	1 Pc
057.3085.400	Lower cover	1 Pc
LMU20.300	U profile	1 Pc
042.3005.300	Finishing profile	1 Pc
LMU20TP	Finishing cap	2 Pcs
057.3078.002	Finishing gasket	8 m
GTUP2	Glass holder gasket	9 m
Optional		
042.3102.072	Softbreak damper, 20-60 kg	1 Pc
042.3102.071	Softbreak damper, 61-100 kg	1 Pc
LMU20.300	U profile	1 Pc
LMSINCRO	Synchronisation kit	1 Pc

Art.	LV max	Qty
LMGWF400	4000 mm	1 Pc









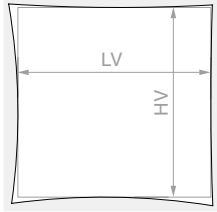
SLIDING DOOR KIT, FLUSH FIT FIXING SINGLE DOOR

Material: Aluminium

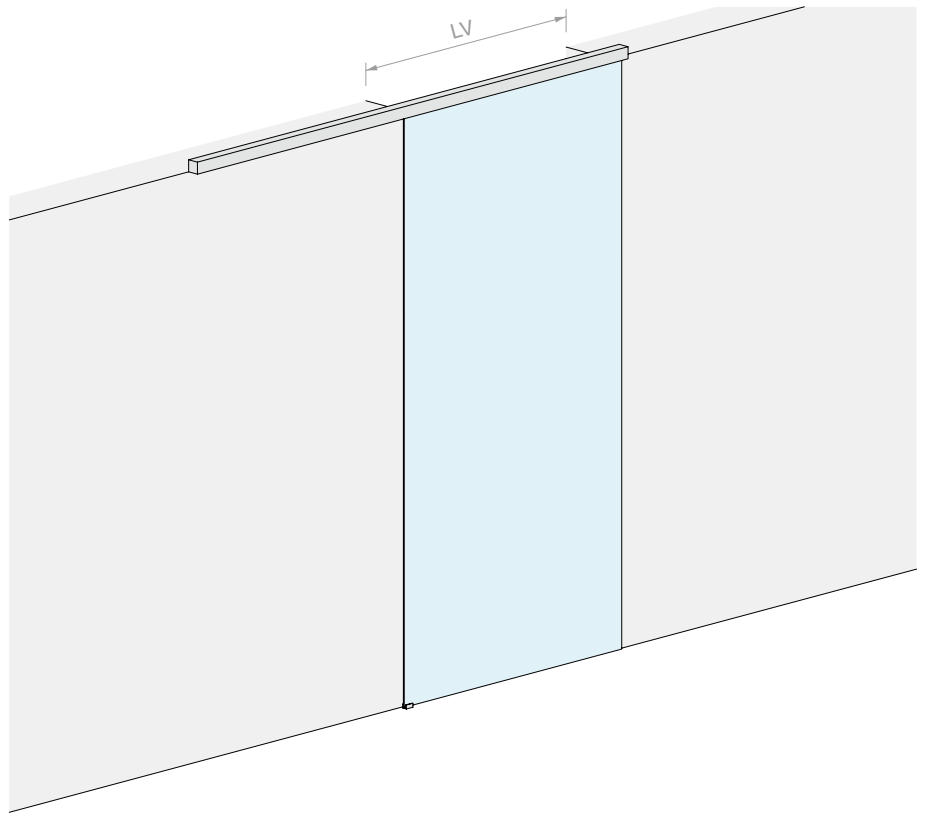
Finish: /88 /97



DOOR OPENING SIZE



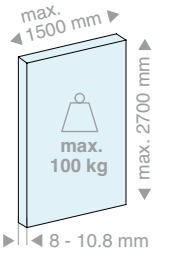
HV max: 2680 mm



DOOR PANEL PANE



DOOR PANEL PANE




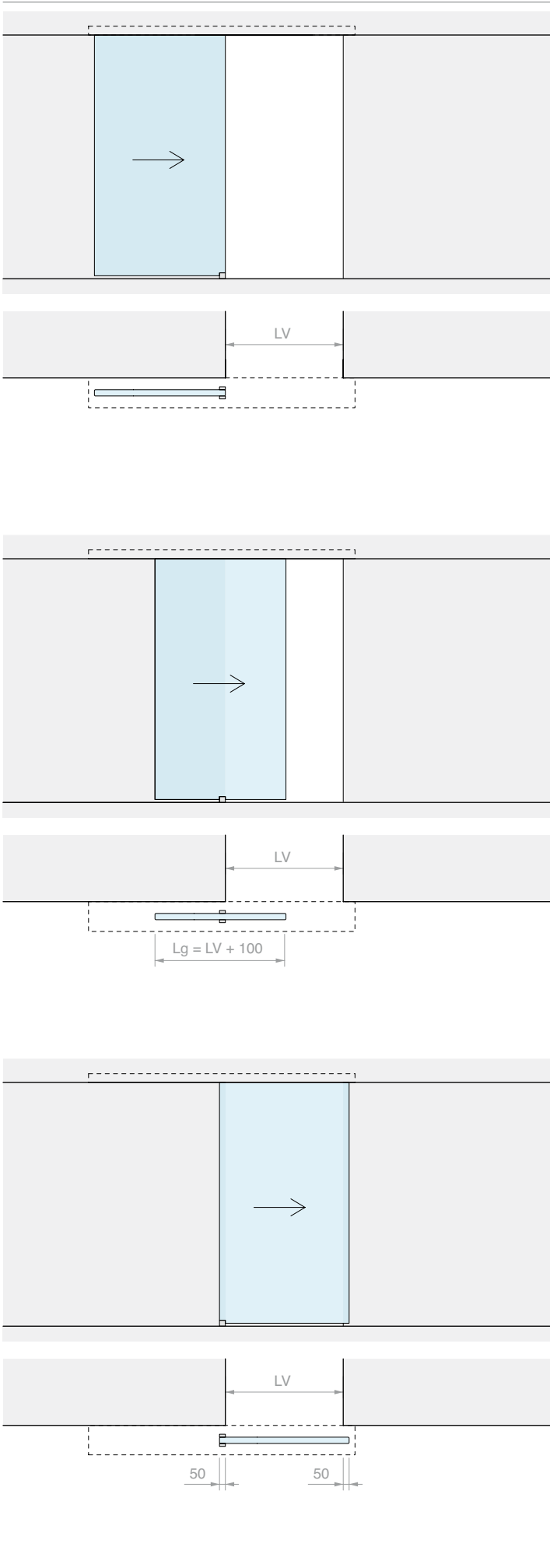
Kit comprising:

Art.	Description	Qty
LMGW	Set of accessories for a door	1 Pc
LMGWSIB200	Flush fit track	1 Pc
057.3085.200	Lower cover	1 Pc
057.3078.002	Finishing gasket	4 m
Optional		
042.3102.072	Softbreak damper, 20-60 kg	1 Pc
042.3102.071	Softbreak damper, 61-100 kg	1 Pc

Kit comprising:

Art.	Description	Qty
LMGW	Set of accessories for a door	1 Pc
LMGWSIB300	Flush fit track	1 Pc
057.3085.300	Lower cover	1 Pc
057.3078.002	Finishing gasket	6 m
Optional		
042.3102.072	Softbreak damper, 20-60 kg	1 Pc
042.3102.071	Softbreak damper, 61-100 kg	1 Pc

Art.	LV max	Qty	Art.	LV max	Qty
LMGWSI200	900 mm	1 Pc	LMGWSI300	1400 mm	1 Pc









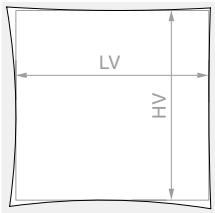
**SLIDING DOOR KIT, FLUSH FIXING
DOUBLE DOOR**

Material: Aluminium

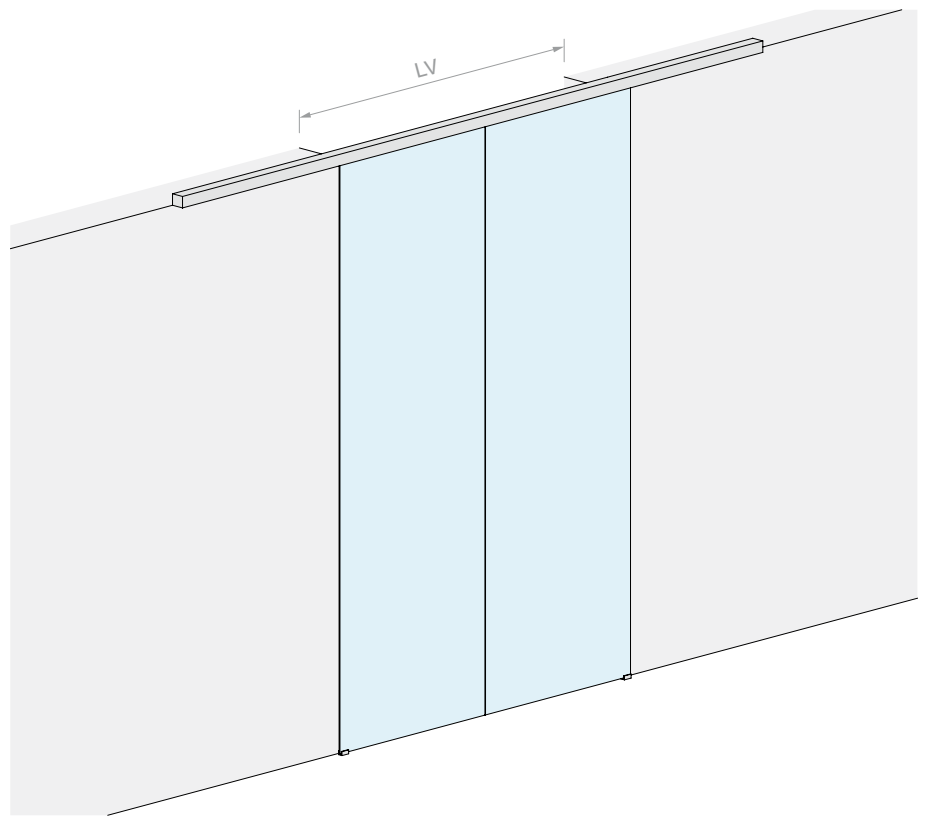
Finish: /88 /97



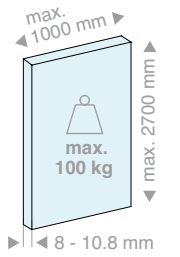
DOOR OPENING SIZE



HV max: **2680** mm



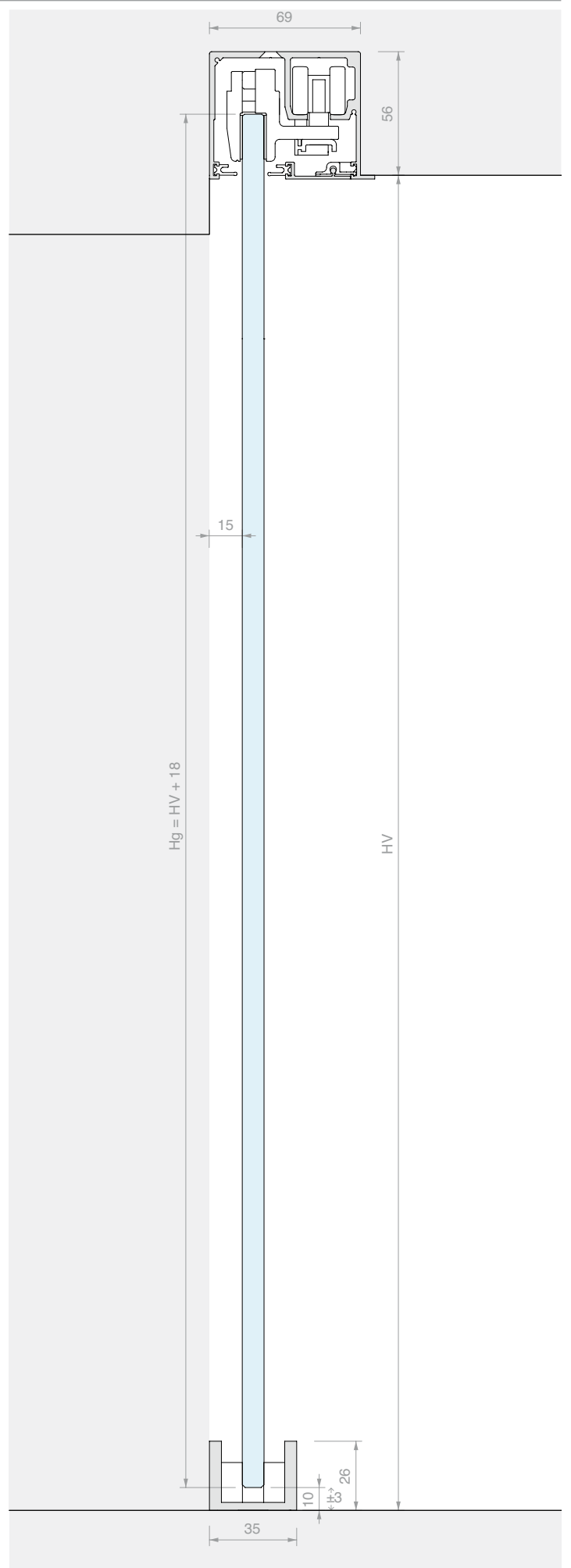
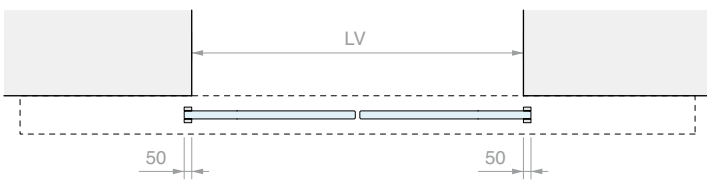
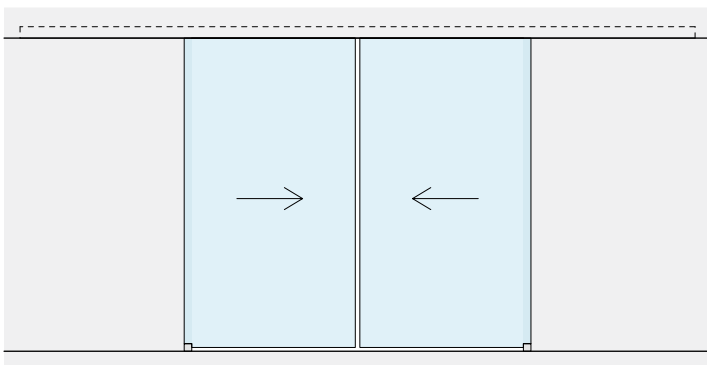
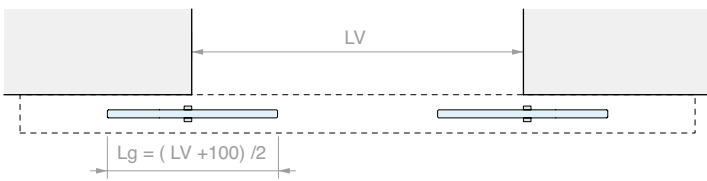
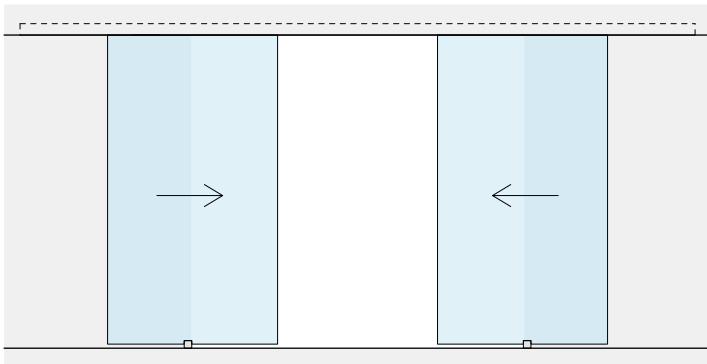

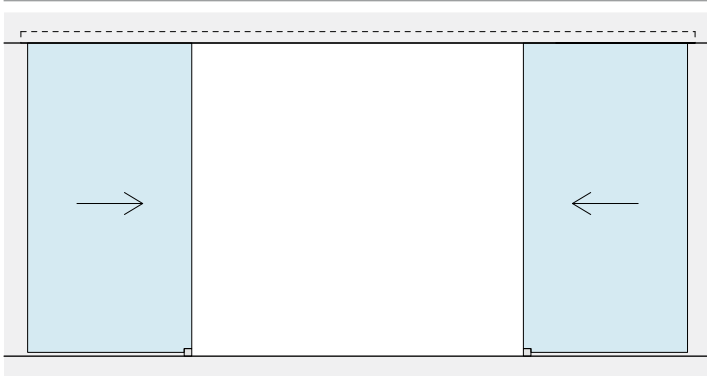
DOOR PANEL PANE



Kit comprising:

Art.	Description	Qty
LMGW	Set of accessories for a door	2 Pcs
LMGWSIB400	Flush fit track	1 Pc
057.3085.400	Lower cover	1 Pc
057.3078.002	Finishing gasket	8 m
Optional		
042.3102.072	Softbreak damper, 20-60 kg	1 Pc
042.3102.071	Softbreak damper, 61-100 kg	1 Pc
LMSINCRO	Synchronisation kit	1 Pc

Art.	LV max	Qty
LMGWSI400	1900 mm	1 Pc









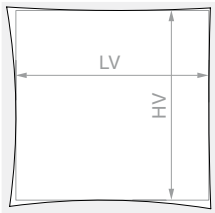
**SLIDING DOOR KIT, FLUSH FIXING
SINGLE DOOR WITH FIXED GLASS**

Material: Aluminium

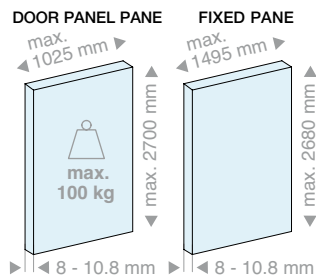
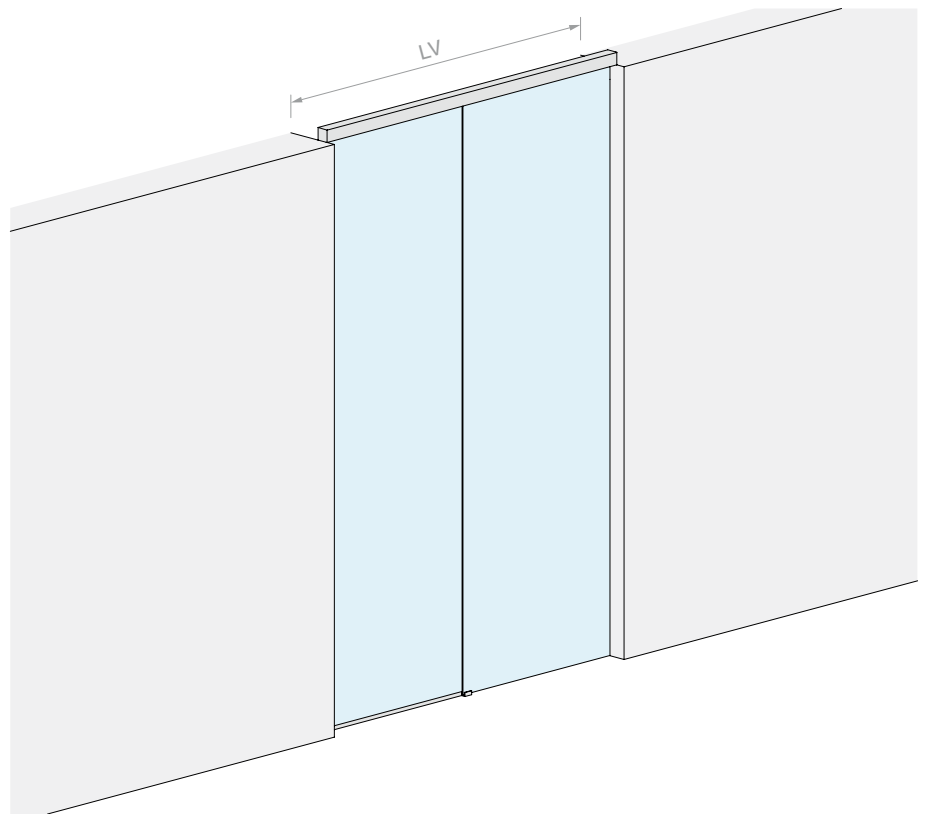
Finish: /88 /97



DOOR OPENING SIZE



HV max: 2680 mm

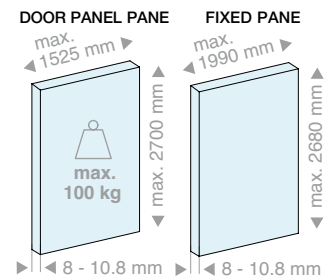


Kit comprising:

Art.	Description	Qty
LMGW	Set of accessories for a door	1 Pc
LMGWI.B200	Fixed flush fit track	1 Pc
057.3085.200	Lower cover	1 Pc
LMU20.150	U profile	1 Pc
042.3005.100	Finishing profile	1 Pc
LMU20TP	Finishing cap	1 Pc
057.3078.002	Finishing gasket	4 m
GTUP2	Glass holder gasket	5 m

Optional

042.3102.072	Softbreak damper, 20-60 kg	1 Pc
042.3102.071	Softbreak damper, 61-100 kg	1 Pc
LMU20.300	U profile	1 Pc



Kit comprising:

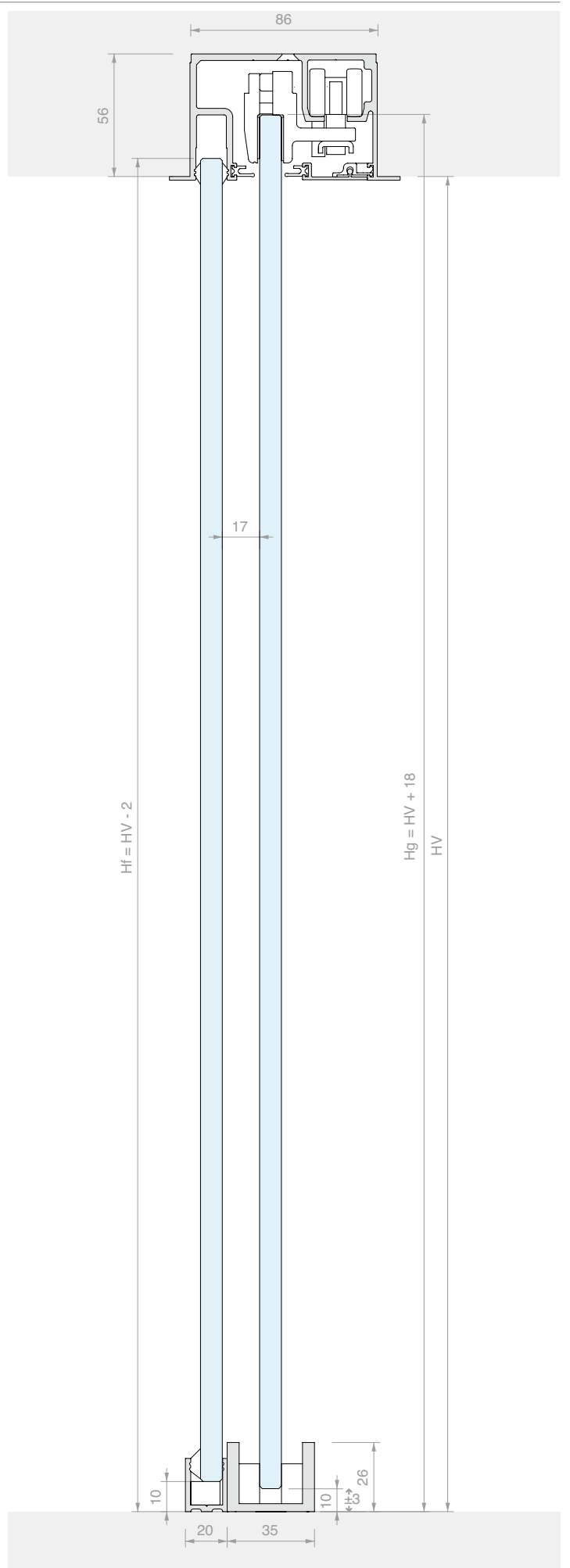
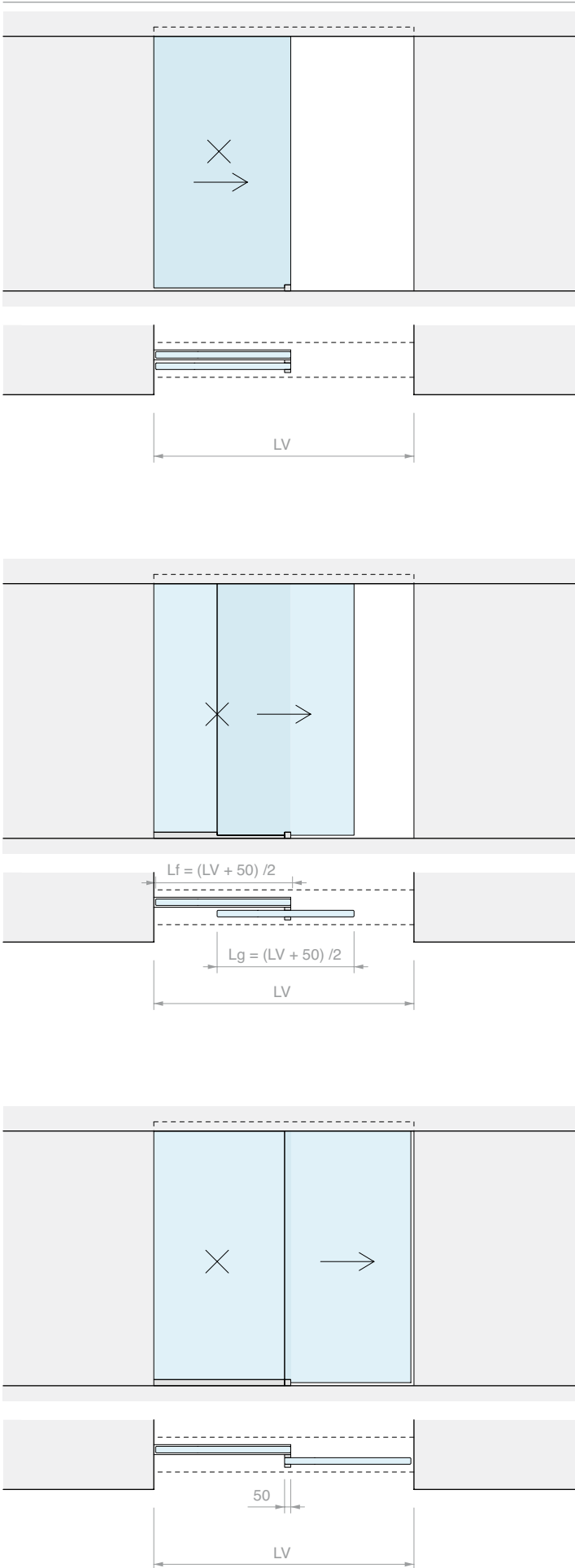
Art.	Description	Qty
LMGW	Set of accessories for a door	1 Pc
LMGWI.B300	Fixed flush fit track	1 Pc
057.3085.300	Lower cover	1 Pc
LMU20.300	U profile	1 Pc
042.3005.200	Finishing profile	1 Pc
LMU20TP	Finishing cap	1 Pc
057.3078.002	Finishing gasket	6 m
GTUP2	Glass holder gasket	6 m

Optional

042.3102.072	Softbreak damper, 20-60 kg	1 Pc
042.3102.071	Softbreak damper, 61-100 kg	1 Pc
LMU20.300	U profile	1 Pc

Art.	LV max	Qty
LMGWI200	2000 mm	1 Pc

Art.	LV max	Qty
LMGWI300	3000 mm	1 Pc









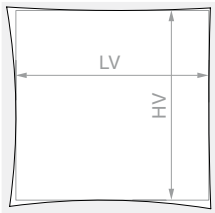
SLIDING DOOR KIT, FLUSH FIXING WITH DOUBLE FIXED GLASS

Material: Aluminium

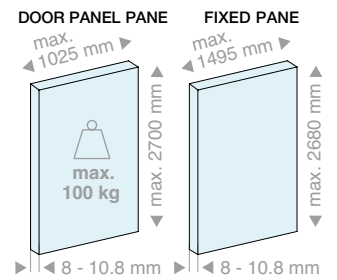
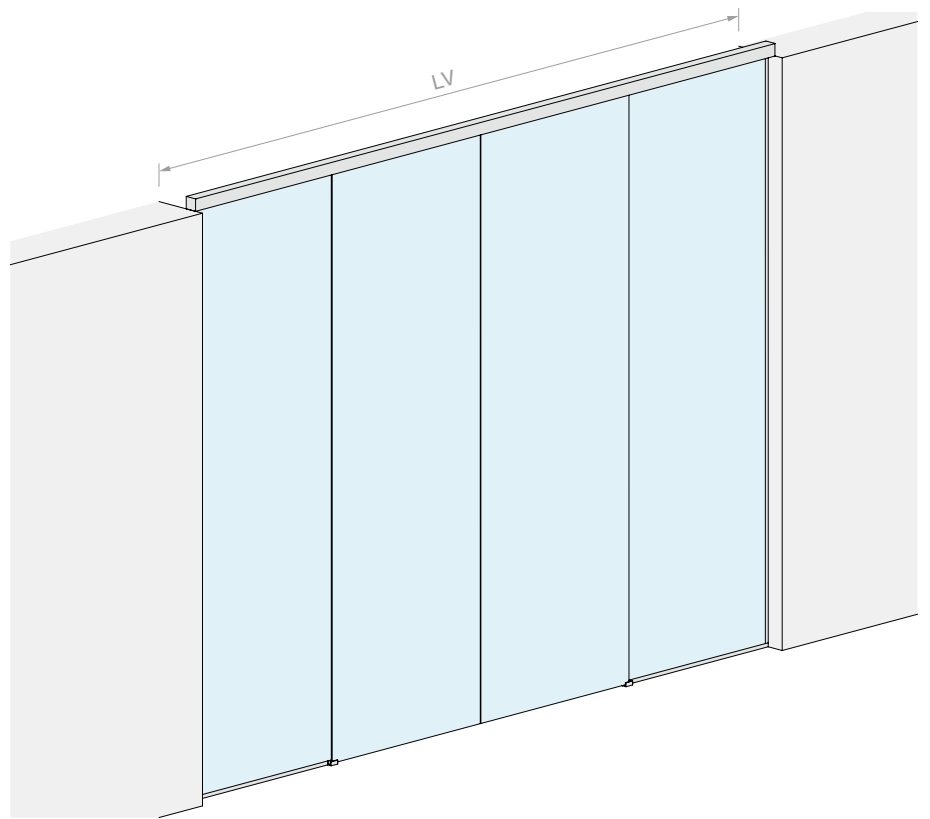
Finish: /88 /97



DOOR OPENING SIZE



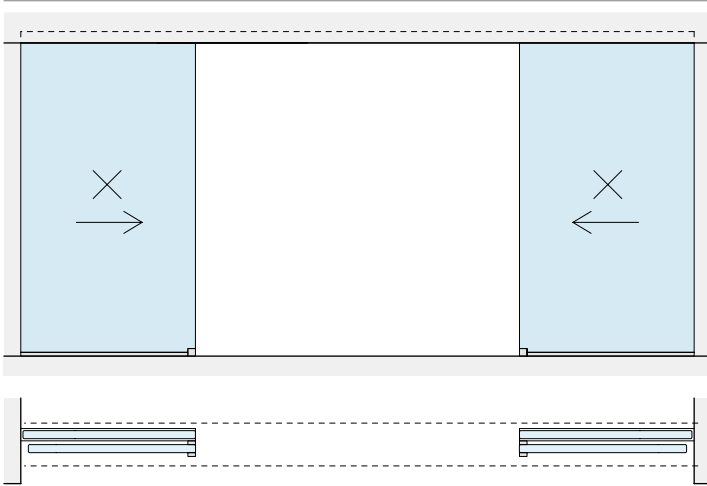
HV max: 2680 mm



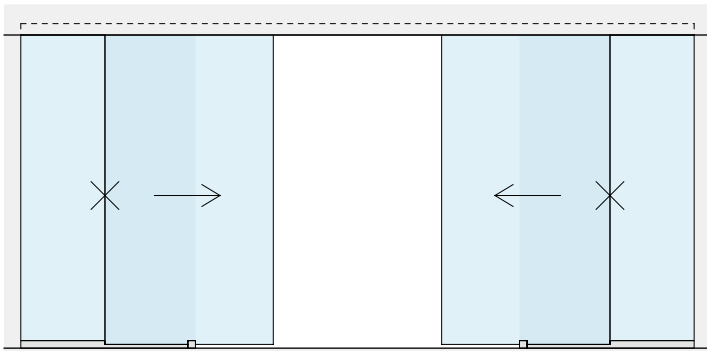
Kit comprising:

Art.	Description	Qty
LMGW	Set of accessories for a door	2 Pcs
LMGWI.B400	Fixed flush fit track	1 Pc
057.3085.400	Lower cover	1 Pc
LMU20.300	U profile	1 Pc
042.3005.300	Finishing profile	1 Pc
LMU20TP	Finishing cap	2 Pcs
057.3078.002	Finishing gasket	8 m
GTUP2	Glass holder gasket	9 m
Optional		
042.3102.072	Softbreak damper, 20-60 kg	1 Pc
042.3102.071	Softbreak damper, 61-100 kg	1 Pc
LMU20.300	U profile	1 Pc
LMSINCRO	Synchronisation kit	1 Pc

Art.	LV max	Qty
LMGWI400	4000 mm	1 Pc



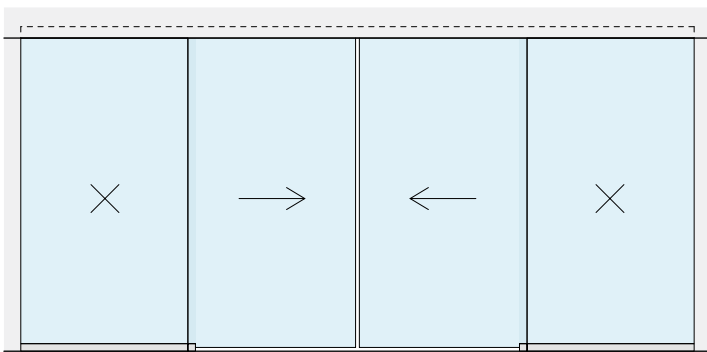
LV



$L_f = (LV + 100) / 4$

$L_f = (LV + 100) / 4$

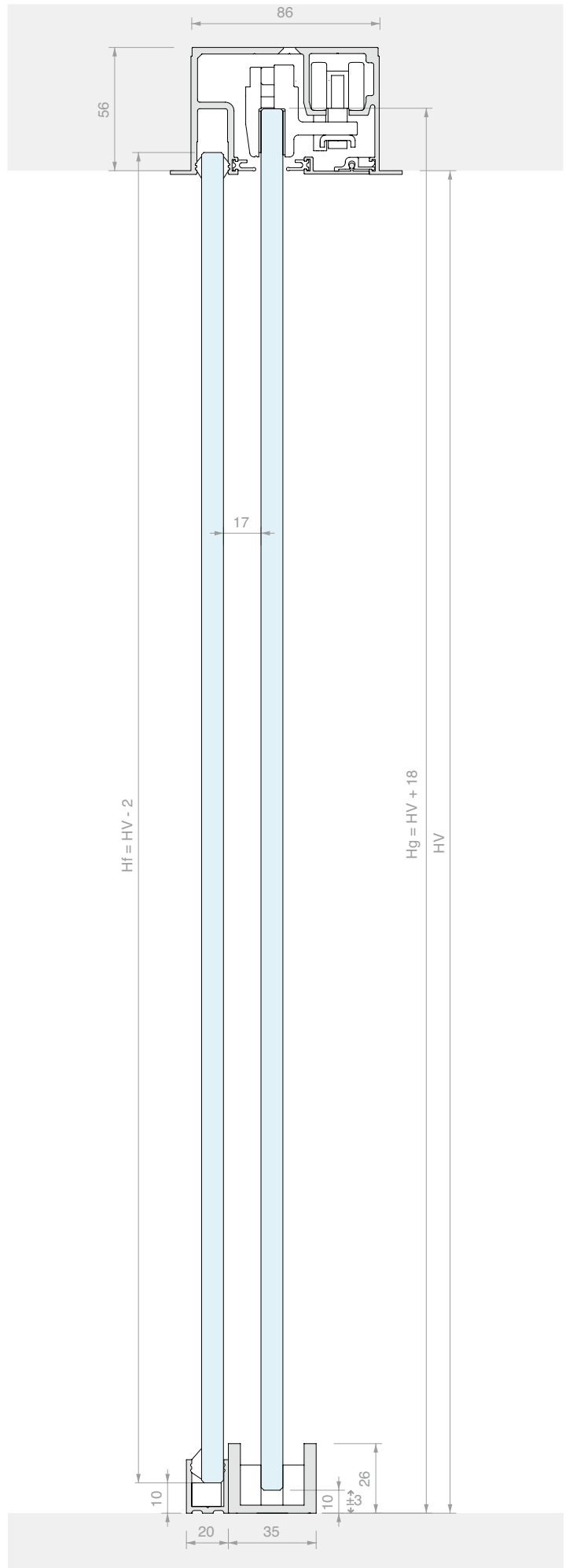
LV



50

50

LV



$H_f = HV - 2$

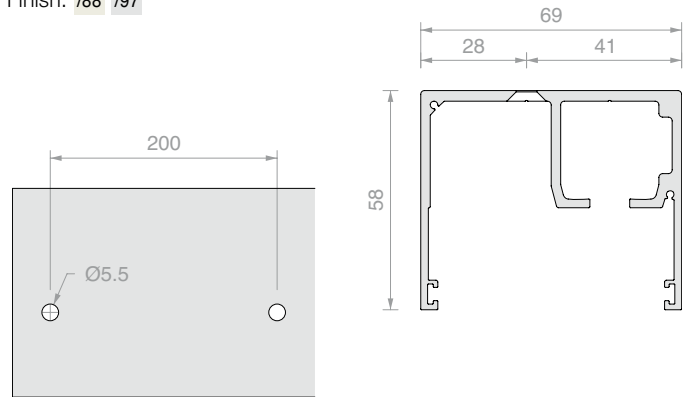
$H_g = HV + 18$
HV



CEILING FIXING TRACK

Material: Aluminium

Finish: /88 /97



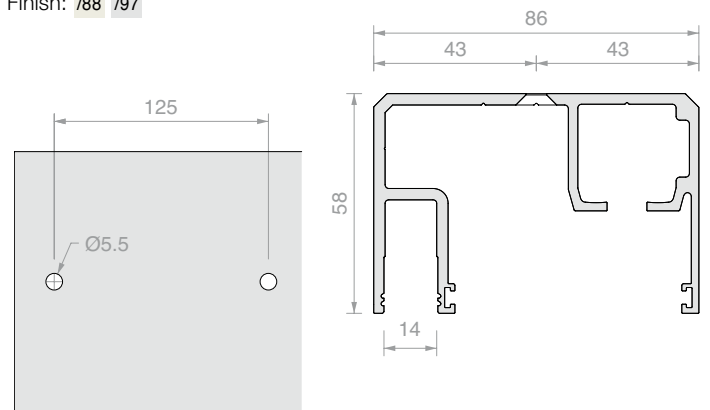
Art.	Length	Qty
LMGWSB200	2000 mm	1 Pc
LMGWSB300	3000 mm	1 Pc
LMGWSB400	4000 mm	1 Pc
LMGWSB600	6000 mm	1 Pc



FIXED CEILING FIXING TRACK

Material: Aluminium

Finish: /88 /97



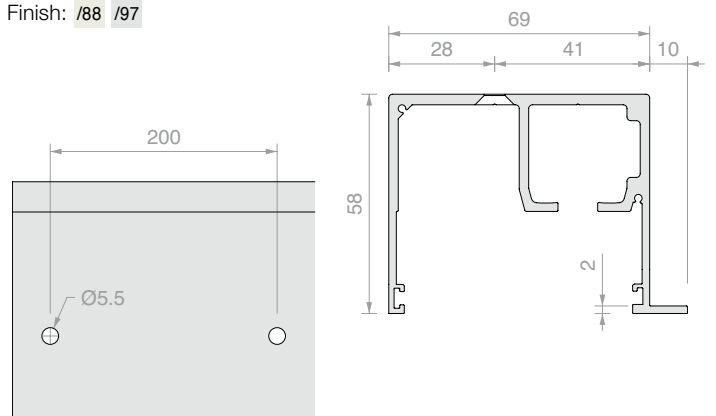
Art.	Length	Qty
057.3084.200	2000 mm	1 Pc
057.3084.300	3000 mm	1 Pc
057.3084.400	4000 mm	1 Pc
057.3084.600	6000 mm	1 Pc



FLUSH FIT TRACK

Material: Aluminium

Finish: /88 /97



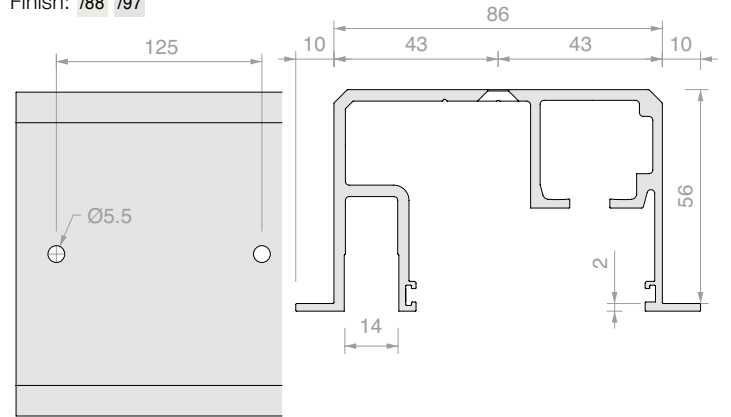
Art.	Length	Qty
LMGWSIB200	2000 mm	1 Pc
LMGWSIB300	3000 mm	1 Pc
LMGWSIB400	4000 mm	1 Pc
LMGWSIB600	6000 mm	1 Pc



FLUSH FIT TRACK WITH FIXED GLASS

Material: Aluminium

Finish: /88 /97



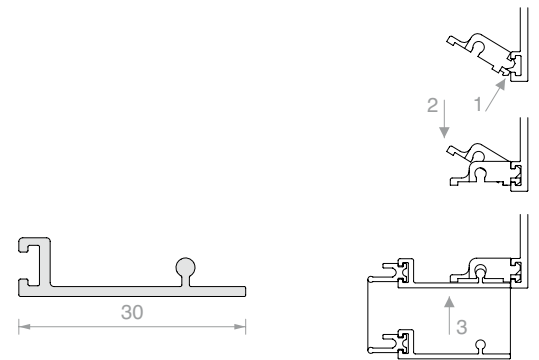
Art.	Length	Qty
LMGWI.B200	2000 mm	1 Pc
LMGWI.B300	3000 mm	1 Pc
LMGWI.B400	4000 mm	1 Pc
LMGWI.B600	6000 mm	1 Pc




LOWER COVER

Material: Aluminium

Finish: /88 /97



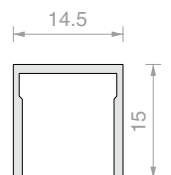
Art.	Length	Qty
057.3085.200	2000 mm	1 Pc
057.3085.300	3000 mm	1 Pc
057.3085.400	4000 mm	1 Pc
057.3085.600	6000 mm	1 Pc



FINISHING PROFILE FOR SEATING FIXED GLASS

Material: Aluminium

Finish: /88 /97



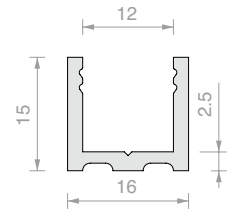
Art.	Length	Qty
042.3005.100	1000 mm	1 Pc
042.3005.200	2000 mm	1 Pc
042.3005.300	3000 mm	1 Pc
042.3005.400	4000 mm	1 Pc
042.3005.600	6000 mm	1 Pc



U PROFILE

Material: Aluminium

Finish: /6 /88 /91 /97



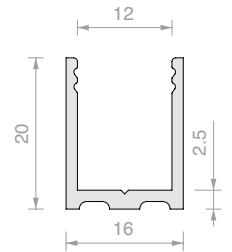
Art.	Length	Qty
PBD3183.150	1498 mm	1 Pc
PBD3183.220	2200 mm	1 Pc
PBD3183	3000 mm	1 Pc



U PROFILE

Material: Aluminium

Finish: /6 /88 /91 /97



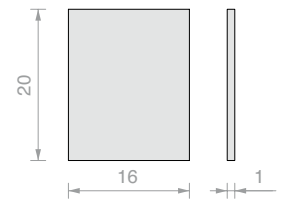
Art.	Length	Qty
LMU20.100	996 mm	1 Pc
LMU20.150	1498 mm	1 Pc
LMU20.300	3000 mm	1 Pc



FINISHING CAP

Material: Aluminium

Finish: /88 /91 /97 /R2



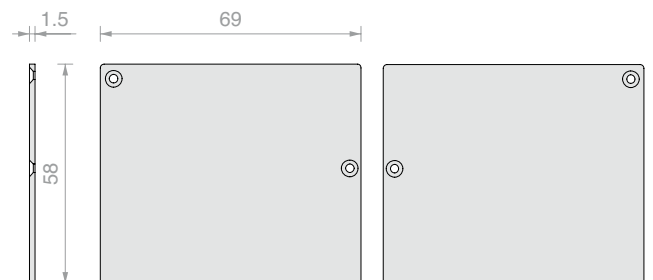
Art.	Qty
LMU20TP	1 Pc



PAIR OF END CAPS FOR LMGWSB / LMGWSIB

Material: Aluminium

Finish: /88 /97



Art.	Qty
LMGWST01	1 Pc

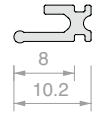


FINISHING GASKET

Material: Rubber

Colour: black

To be inserted into profiles Art. LMGWB, 057.3084, 057.3085, LMGWSIB, LMGWI




Art.	Qty
057.3078.002	1 m



GLASS HOLDER SEAL

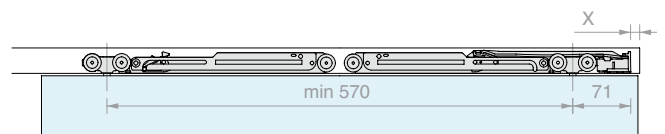
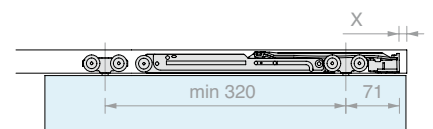
Material: PVC

Art.	Thickness	Colour	Qty	Art.	Thickness	Colour	Qty	Art.	Thickness	Colour	Qty
GTUP2	2 mm	Transparent	1 m	GTUP2G	2 mm	Embossed	1 m	GTUP2N	2 mm	Black	1 m
GTUP3	3 mm	Transparent	1 m	GTUP3G	3 mm	Embossed	1 m	GTUP3N	3 mm	Black	1 m
GTUP4	4 mm	Transparent	1 m	GTUP4G	4 mm	Embossed	1 m	GTUP4N	4 mm	Black	1 m
GTUP5	5 mm	Transparent	1 m	GTUP5G	5 mm	Embossed	1 m	GTUP5N	5 mm	Black	1 m
GTUP6	6 mm	Transparent	1 m	GTUP6G	6 mm	Embossed	1 m	GTUP6N	6 mm	Black	1 m



SOFTBREAK DAMPER

Material: ABS, zamak and steel



Art.	Load	Qty
042.3102.072	From 20 to 60 kg	1 Pc
042.3102.071	From 61 to 100 kg	1 Pc



SET OF ACCESSORIES FOR A DOOR

- composed of:
- 2 Pcs Rollers with screw
- 2 Pcs Clamps
- 1 Pc Stop with buffer
- 1 Pc Stop without buffer
- 12 Pcs Clip for cover
- 1 Pc Floor guide
- Finish: /88 /97

Art.	For glass	Load	Qty
LMGW	From 8 to 10.8 mm	100 kg	1 Pc



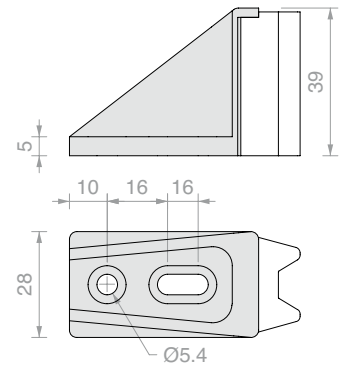
SYNCHRONISATION KIT FOR 2 IN-LINE DOORS

Art.	Q.ty
LMSINCRO	1 Pc



BOTTOM STOP

Material: Zamak
Finish: /97

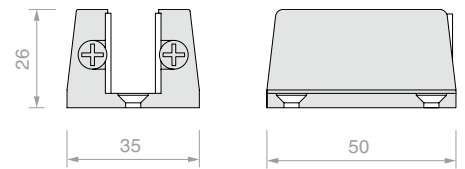


Art.	Qty
057.3099.071	1 Pc



ADJUSTABLE FLOOR GUIDE

Material: aluminium
Finish: /88 /91 /97 /R2

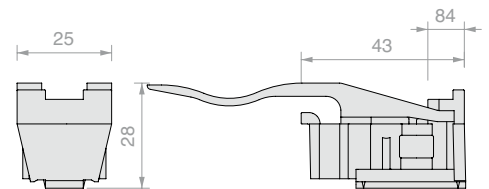


Art.	For glass	Qty
057.3030.071	From 6 to 12.7 mm	1 Pc



END STOP WITH BUFFER

Material: ABS

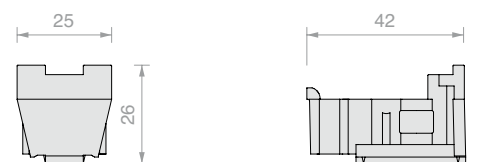


Art.	Q.ty
057.3073.072	1 Pc



END STOP WITHOUT BUFFER


Material: ABS



Art.	Q.ty
057.3073.071	1 Pc





Forme

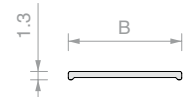
Smaller profiles for finishing glass door panels.
Applied to the glass with a 0.5 mm thick two-sided tape,
silicone or UV bonding.
Select the right guide and accessories for holding the glass
and your edging profile.






FLAT PROFILE FORME SERIES





Material: Aluminium
 Finish:    

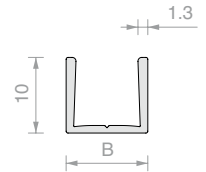


Art.	B	Length	Qty
FOP10.30	10 mm	3000 mm	1 Pc
FOP15.30	15 mm	3000 mm	1 Pc
FOP20.30	20 mm	3000 mm	1 Pc



U PROFILE, FORME SERIES

Material: Aluminium
 Finish:    



Art.	B	Length	For glass	Qty
FOU1011.30	10.8 mm	3000 mm	8 mm	1 Pc
FOU1013.30	12.8 mm	3000 mm	10 mm	1 Pc



TESA® ACX^{plus} DOUBLE-SIDED TAPE

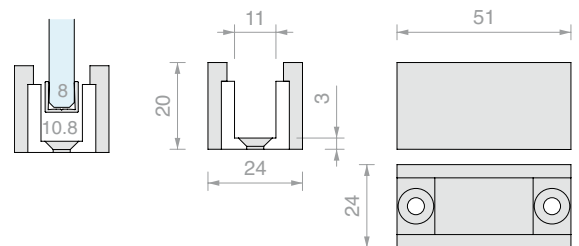
Transparent double-sided tape for fixing glass, steel and aluminium.
 The paper liner makes manual application of the tape easier.

Art.	Dimensions	Thickness	Qty
TS250065	6 mm x 25 m	0.5 mm	1 Pc
TS250125	12 mm x 25 m	0.5 mm	1 Pc
TS250155	15 mm x 25 m	0.5 mm	1 Pc



FLOOR GUIDE


Material: Aluminium
 Finish:   

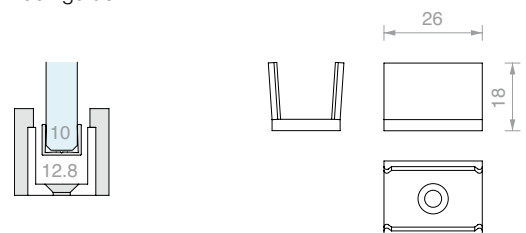


Art.	For profile	Qty
LMGF	FOU1011	1 Pc



ADAPTOR FOR GUIDE LMGF

Accessory for inserting into the LMGF floor guide
 Material: POM
 Finish: 



Art.	For profile	Qty
LMGF13-POM	FOU1013	1 Pc



LM CLIPO

Design

The LM CLIPO 36 system combines versatility with small dimensions to create walk-in wardrobes and doors up to 1000 mm x 2100 mm.

Designed for glass thicknesses from 6 to 8 mm in two different configurations: with upper and lower glass-holder profile, model GPPK, or with upper glass-holder profile and U-shaped lower guide, model GPK.

The LM CLIPO 36 models can also be combined with the convenience of a soft close for doors weighing up to 36 kg.





/6
Matt black



/88
Brushed steel effect
aluminium

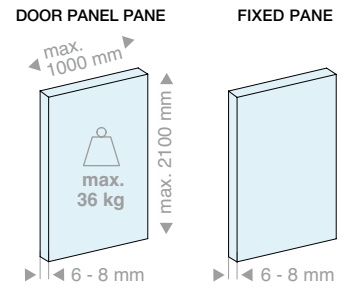


/97
Matt aluminium



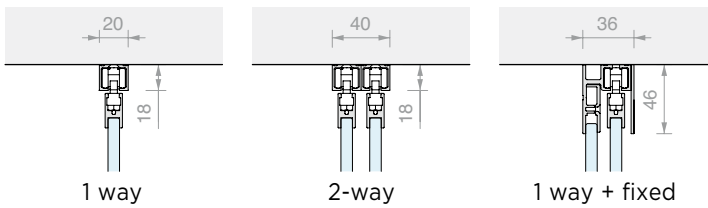
LM CLIPO

Technical properties

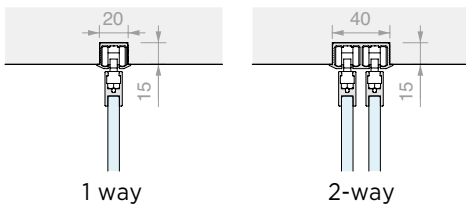


3 types of installation

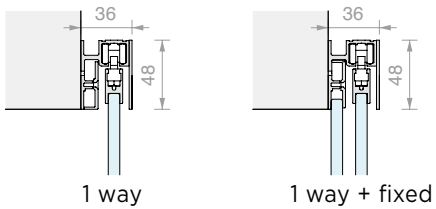
Ceiling



Ceiling, flush fit

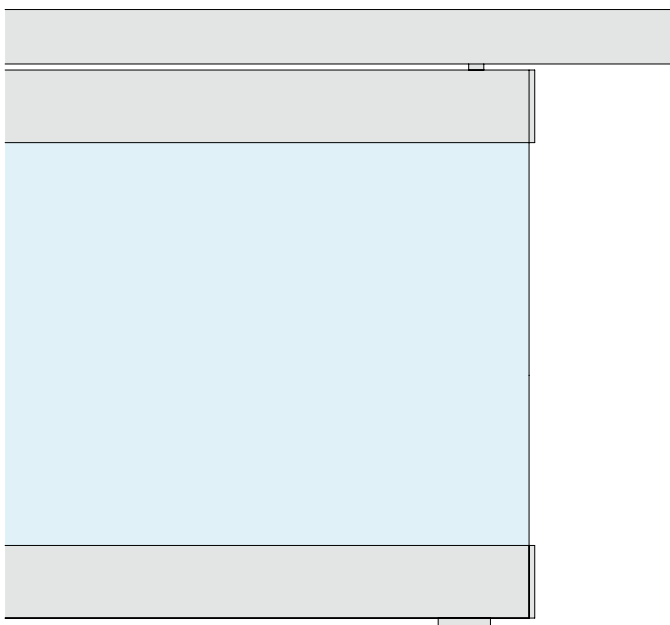


Wall



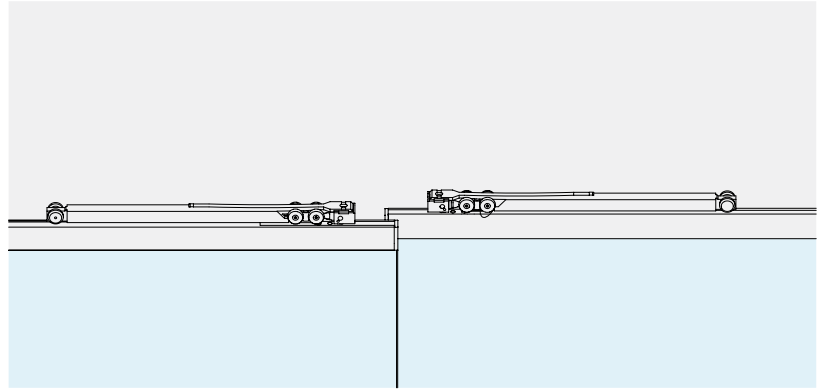
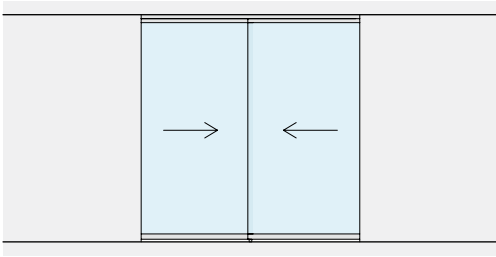
2 types of door installation

GPPK



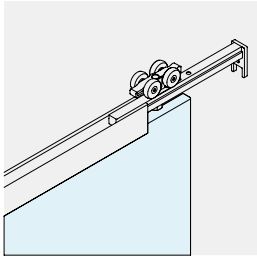
GPK





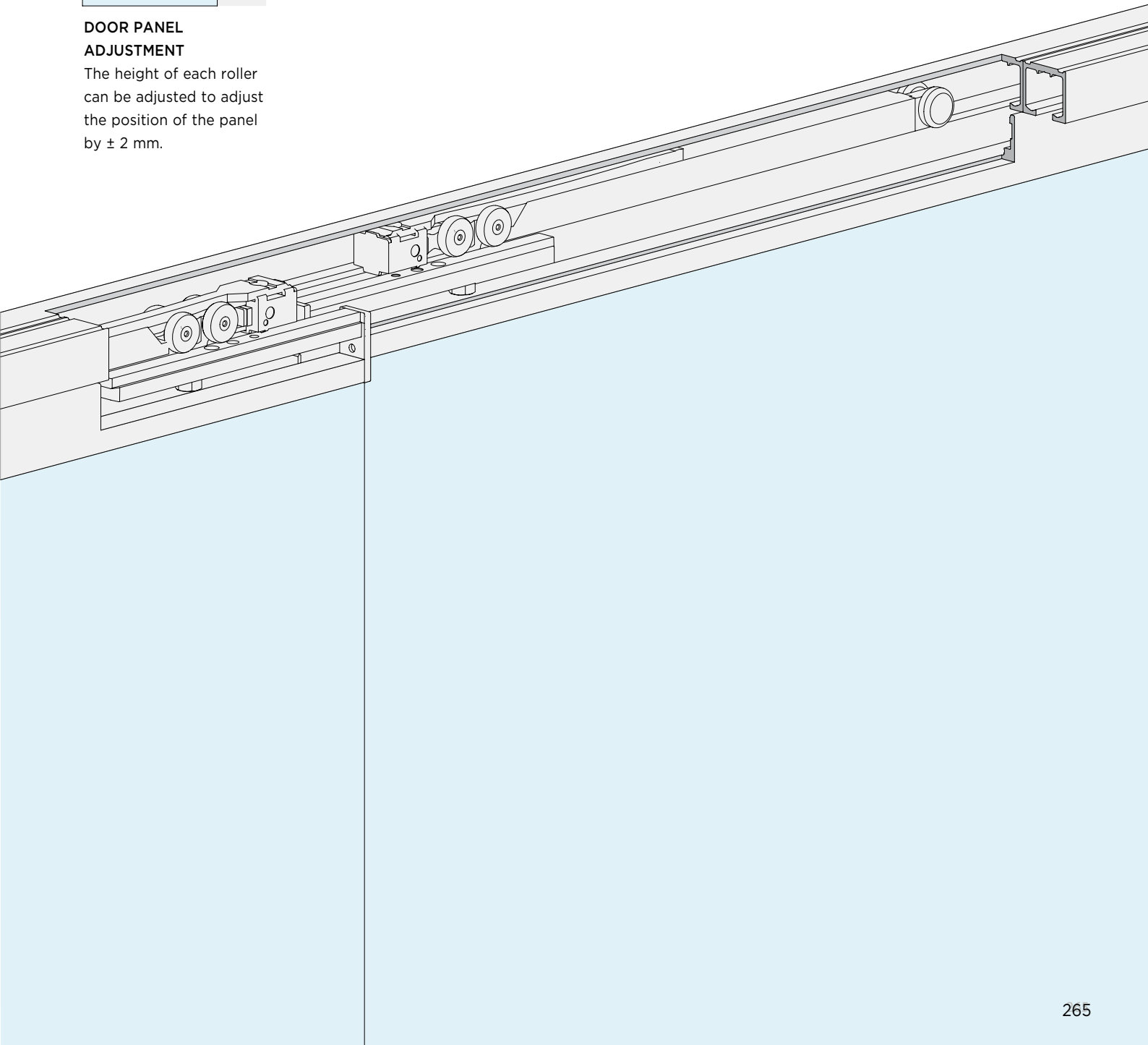
SOFT CLOSE

The use of dampers gives controlled, gentle opening and closing.



DOOR PANEL ADJUSTMENT

The height of each roller can be adjusted to adjust the position of the panel by ± 2 mm.



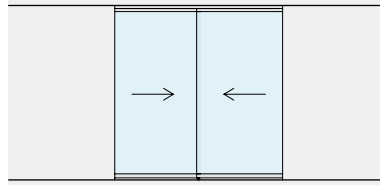


LM CLIPO

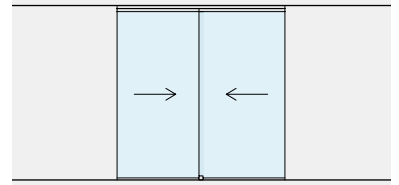
Kit

CEILING FIXING

MOVING DOORS

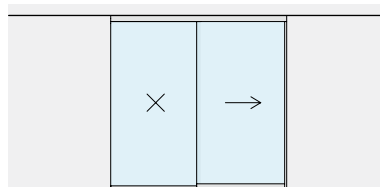


Page 270

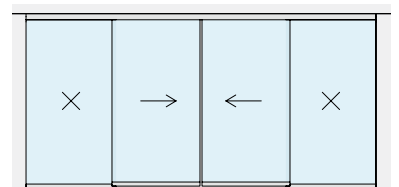


Page 272

MOVING DOORS
WITH FIXED GLASS



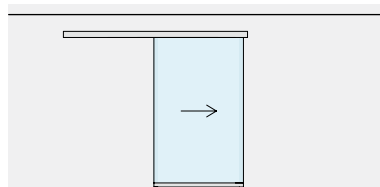
Page 276



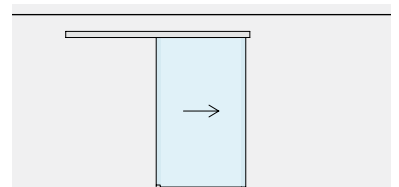
Page 280

WALL FIXING

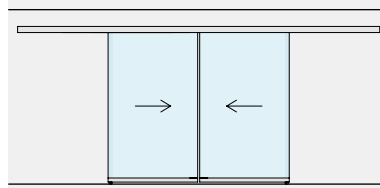
MOVING DOORS



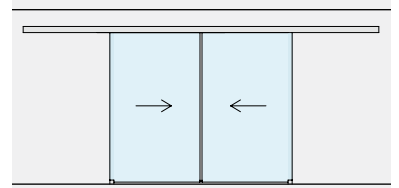
Page 284



Page 292

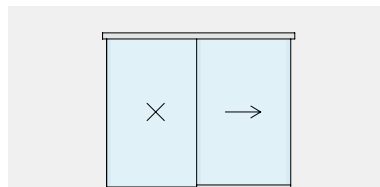


Page 288

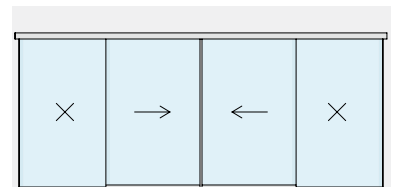


Page 296

MOVING DOORS
WITH FIXED GLASS



Page 300



Page 304



MILK'S BEDD THE BIG BOOK OF CLOTH

POSTMODERN DESIGN COMPLETE

LOOK
ENTRANCE OF JELLY
HEAVEN IS BELAND





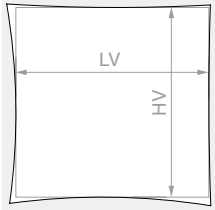
CEILING FIXING SLIDING DOOR KIT TWO INDEPENDENT DOORS WITH GPPK LOWER GLASS HOLDER PROFILE

Material: Aluminium

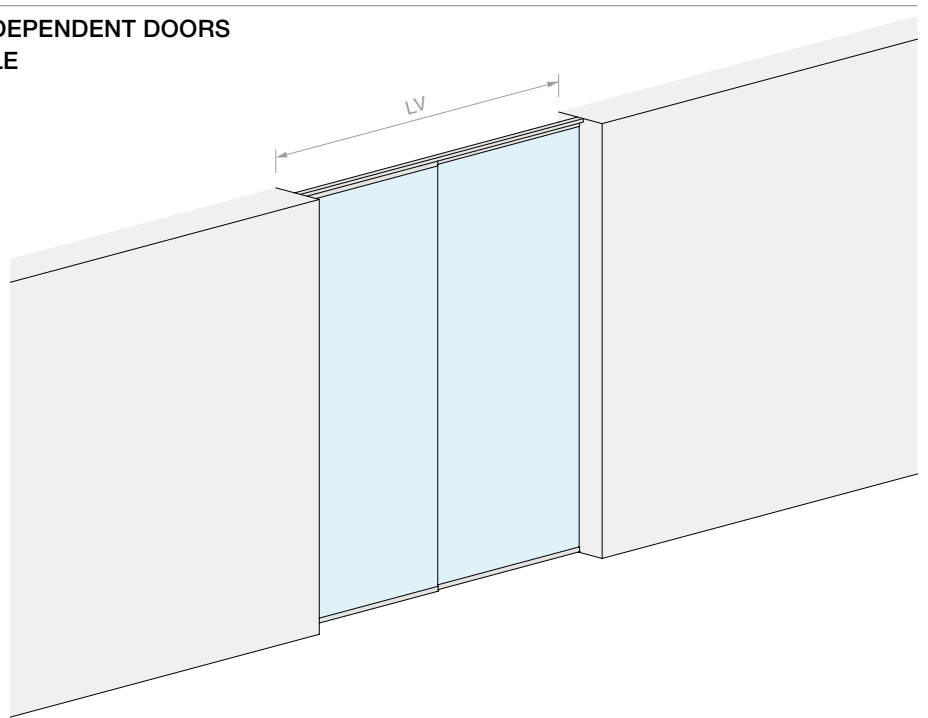
Finish: /6 /88 /97



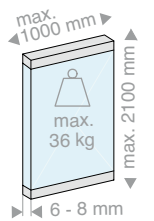
DOOR OPENING SIZE



HV max: 2160 mm



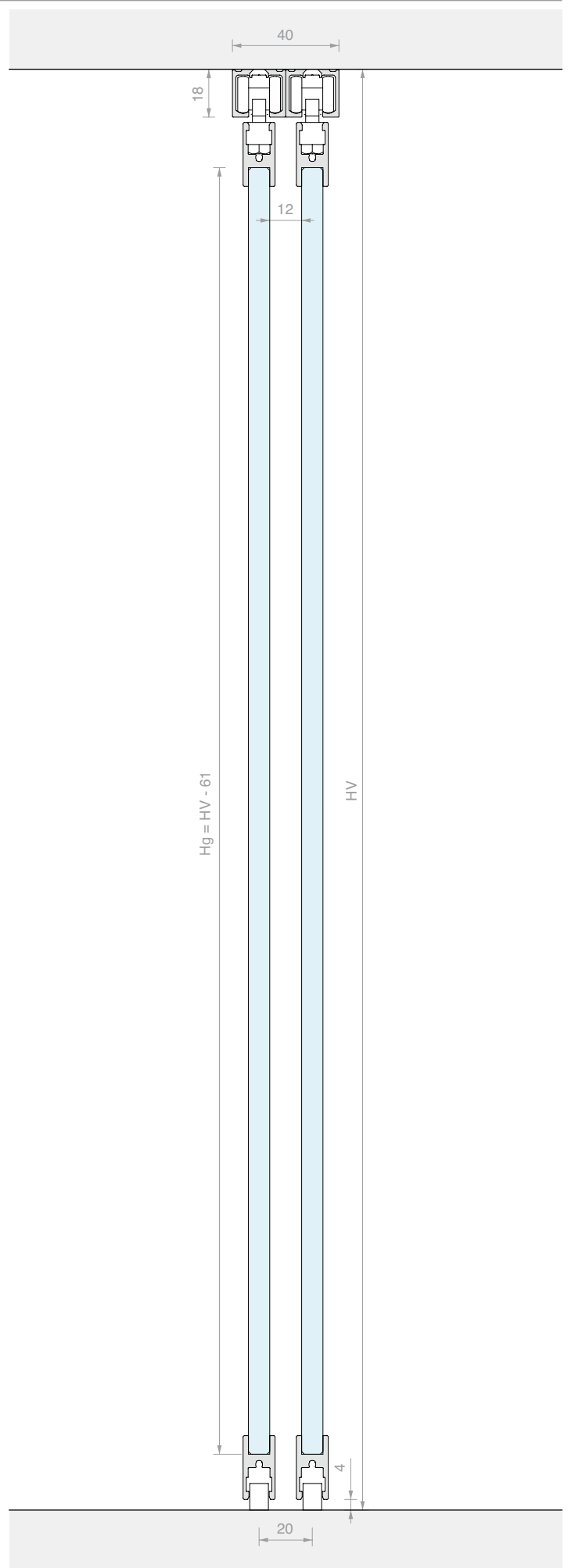
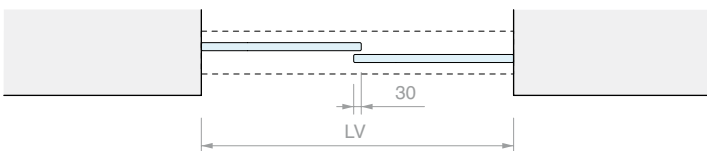
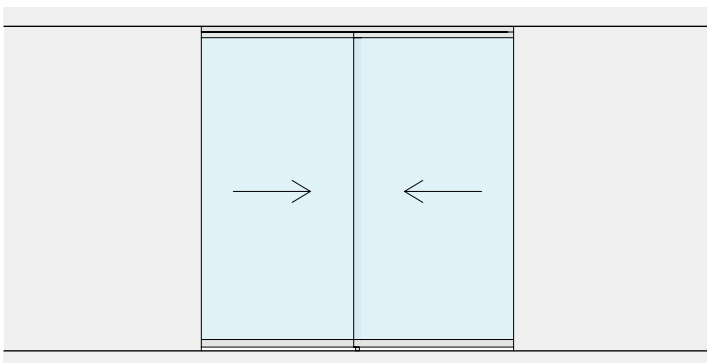
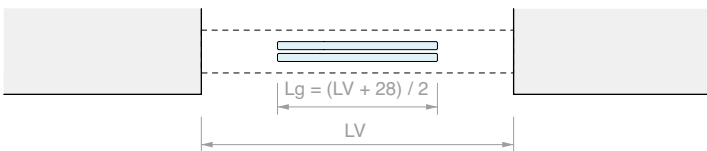
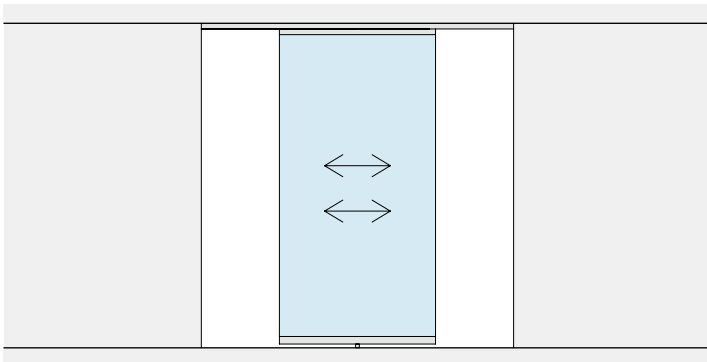
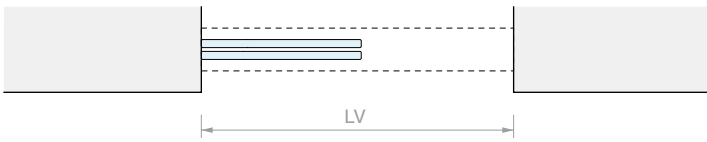
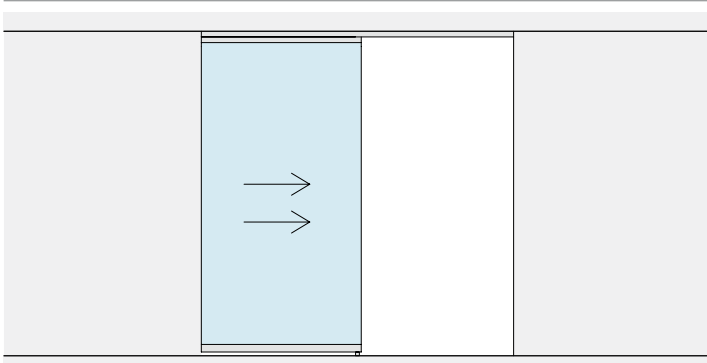
DOOR PANEL PANE



Kit comprising:

Art.	Description	Qty
053.3326.200	Ceiling fixing single track	2 Pcs
053.3072.200	Glass holder profile	2 Pcs
053.3361.072	GPPK sliding door panel kit	2 Pcs
Optional		
057.3159.071	2 dampers up to 15 kg	1 Pcs
057.3159.072	2 dampers up to 26 kg	1 Pcs
057.3159.073	2 dampers up to 36 kg	1 Pcs
LM17019TP10	End cap for single track	1 Pcs

Art.	LV max	Qty
LMC36GPPK12.200	1960 mm	1 Pcs





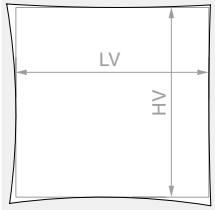
SLIDING DOOR KIT, CEILING FIXING TWO SEPARATE GPK DOORS

Material: Aluminium

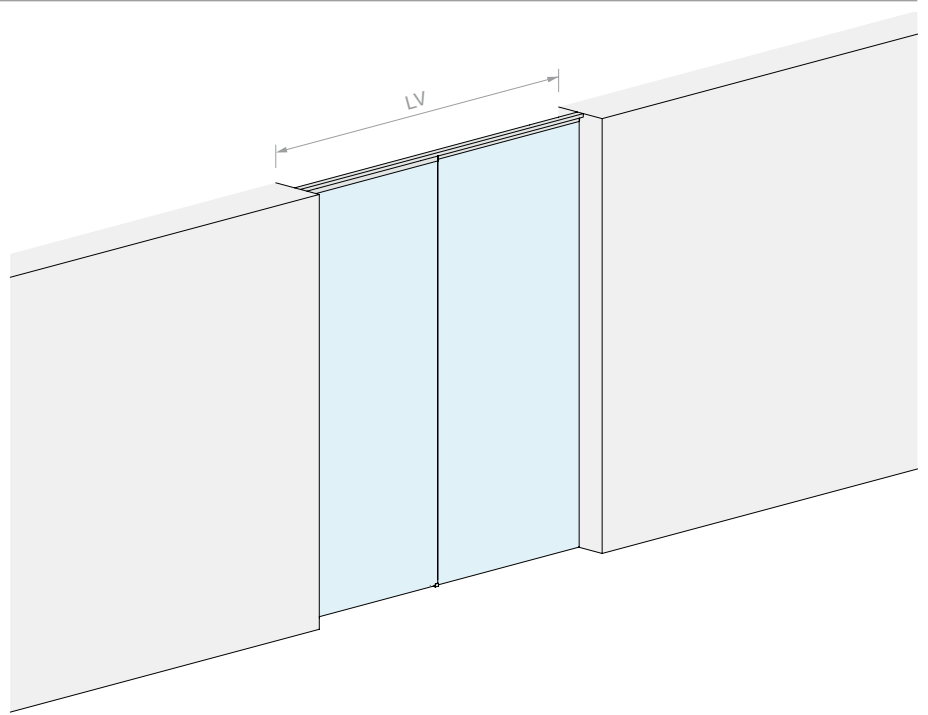
Finish: /6 /88 /97



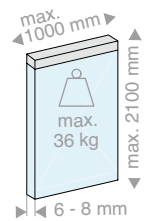
DOOR OPENING SIZE



HV max: 2140 mm



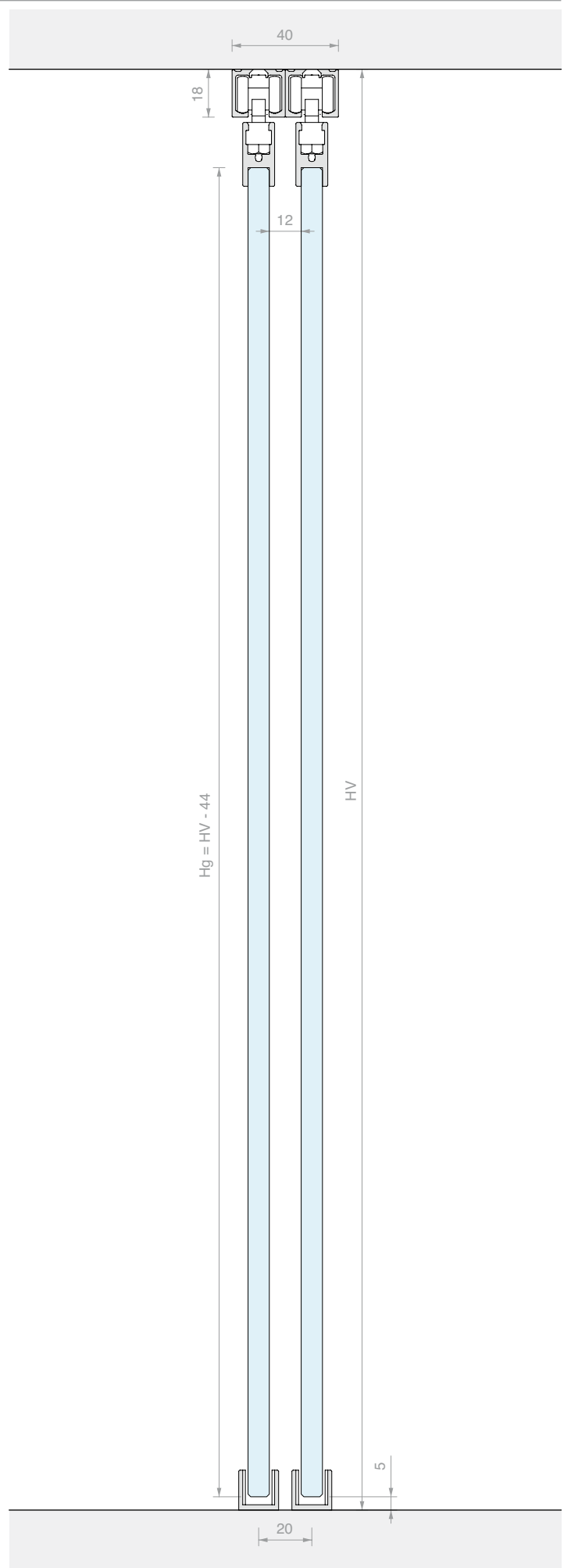
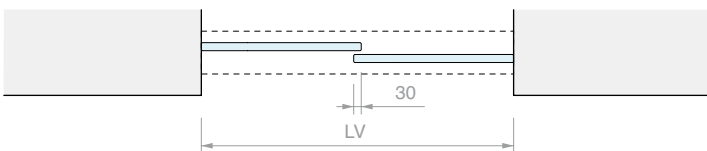
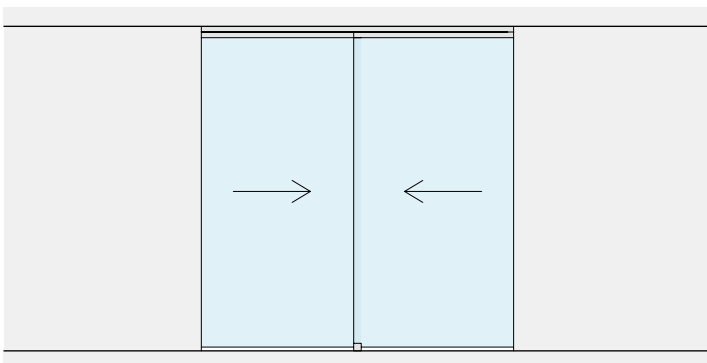
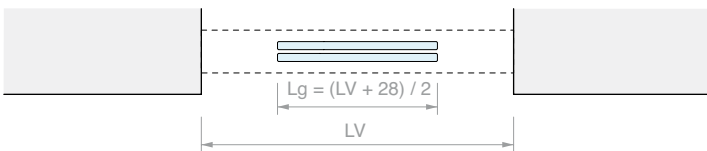
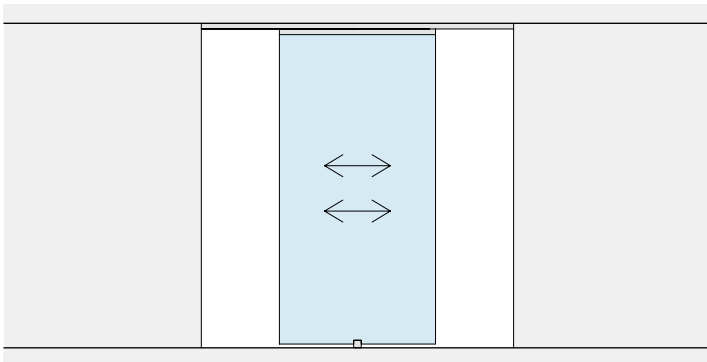
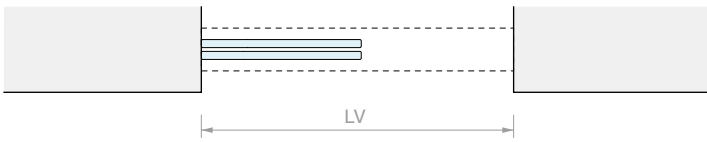
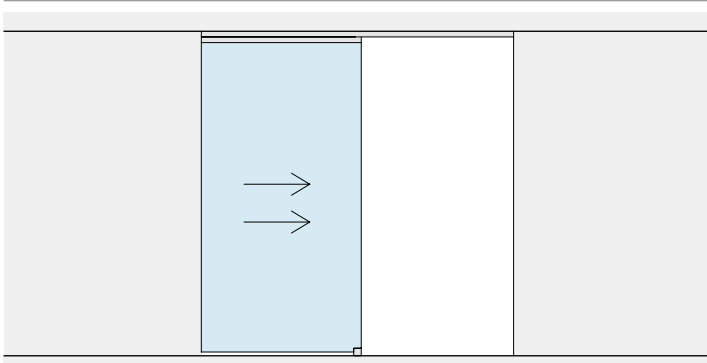
DOOR PANEL PANE



Kit comprising:

Art.	Description	Qty
053.3326.200	Ceiling fixing single track	2 Pcs
053.3072.200	Glass holder profile	1 Pc
053.3361.071	GPK sliding door panel kit	2 Pcs
Optional		
057.3159.071	2 dampers up to 15 kg	1 Pc
057.3159.072	2 dampers up to 26 kg	1 Pc
057.3159.073	2 dampers up to 36 kg	1 Pc
LM17019TP10	End cap for single track	1 Pc

Art.	LV max	Qty
LMC36GPK12.200	1960 mm	1 Pc









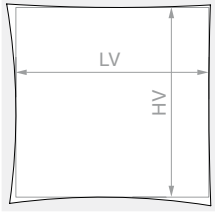
**CEILING FIXING SLIDING DOOR KIT
SINGLE DOOR WITH FIXED GLASS
WITH GPPK LOWER GLASS HOLDER PROFILE**

Material: Aluminium

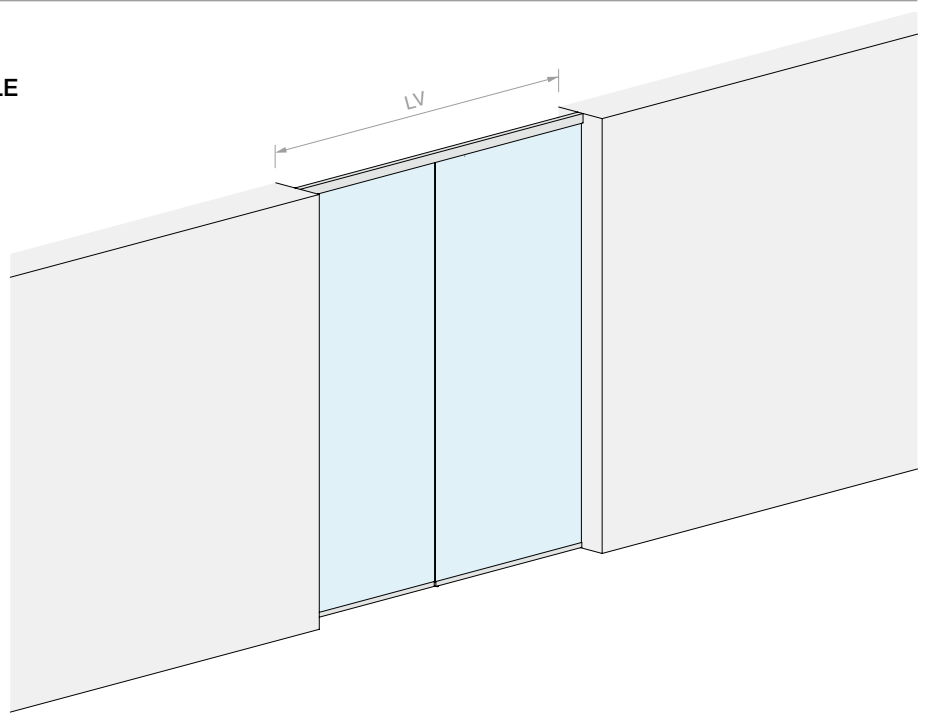
Finish: /6 /88 /97



DOOR OPENING SIZE

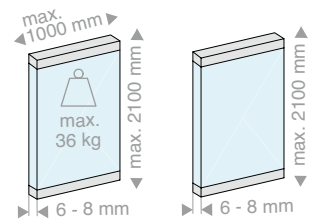


HV max: 2160 mm



DOOR PANEL PANE

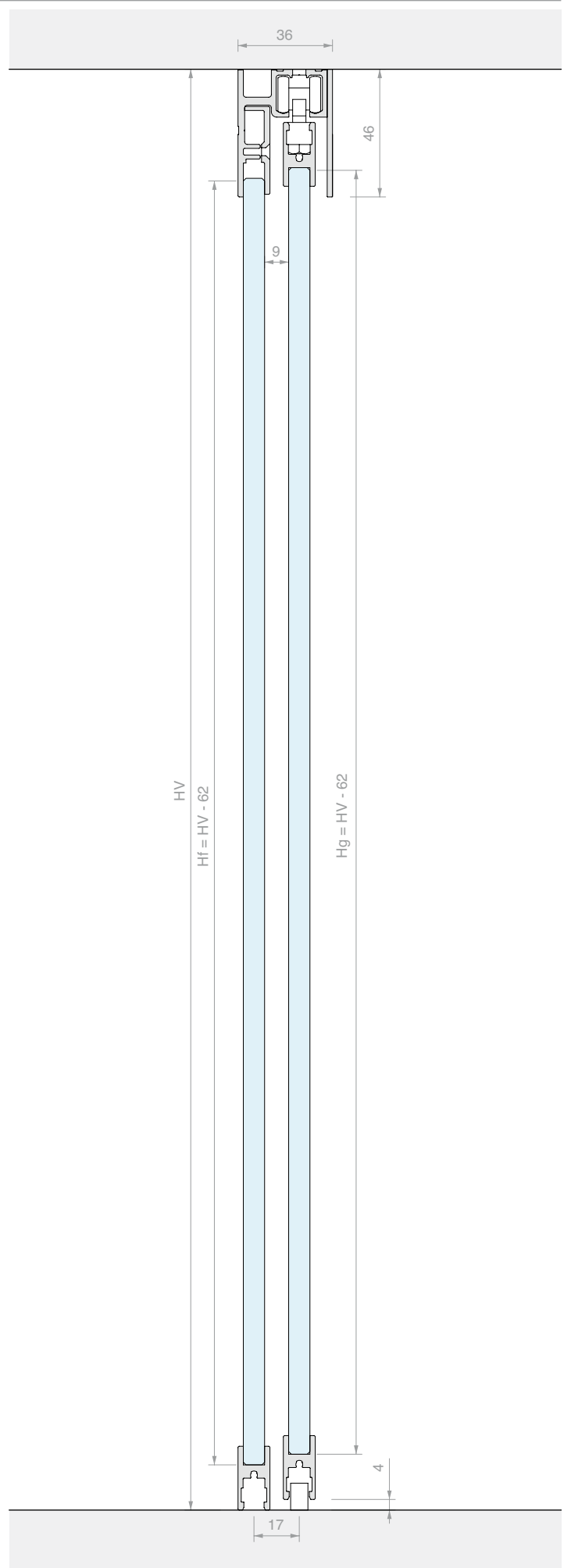
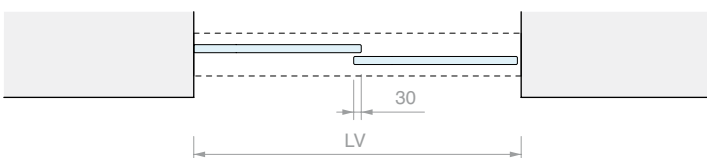
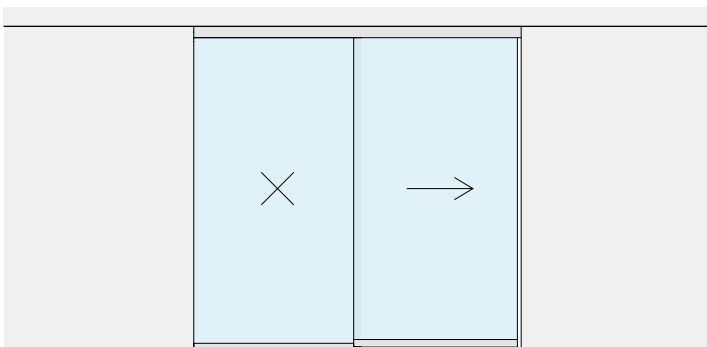
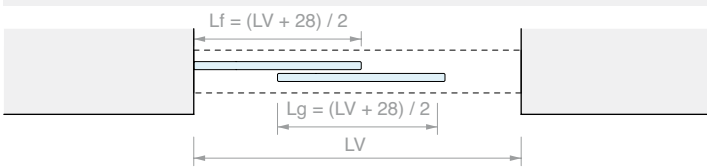
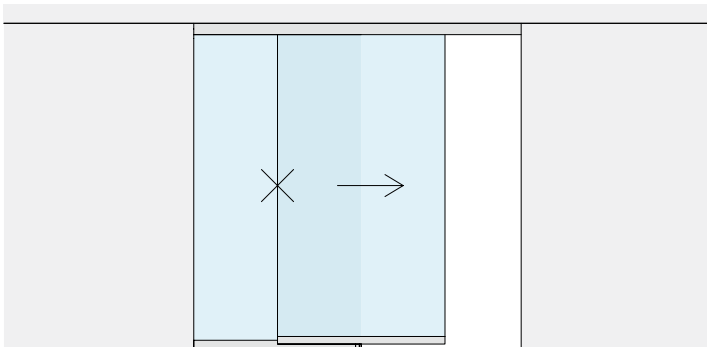
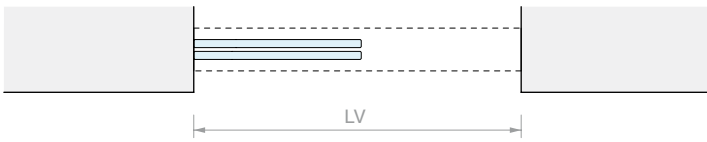
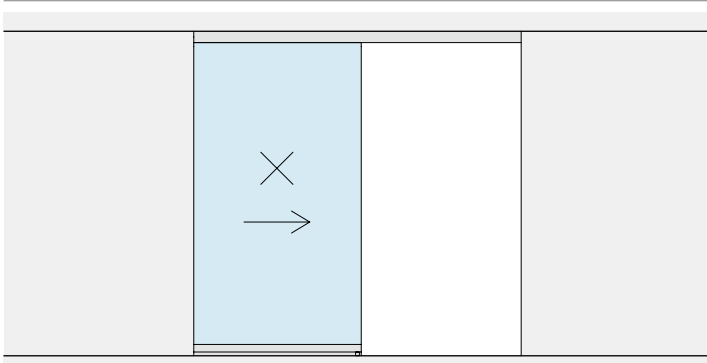
FIXED PANE



Kit comprising:

Art.	Description	Qty
053.3338.200	Ceiling fixing single track with fixed glass	1 Pc
053.3072.200	Glass holder profile	1 Pc
053.3072.100	Glass holder profile	1 Pc
053.3071.300	Support profile for fixed glass	1 Pc
053.3361.072	GPPK sliding door panel kit	1 Pc
053.3075.300	Track cover	1 Pc
VIT965-3X8-ZN	Fixing screw for fixed glass support profile	4 Pcs
Optional		
057.3159.071	2 dampers up to 15 kg	1 Pc
057.3159.072	2 dampers up to 26 kg	1 Pc
057.3159.073	2 dampers up to 36 kg	1 Pc
LM48035TP10	End cap for single track	1 Pc

Art.	LV max	Qty
LMC36GPPK11F.200	1960 mm	1 Pc









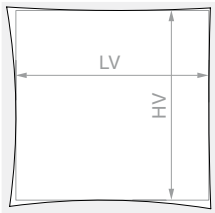
**CEILING FIXING SLIDING DOOR KIT
DOUBLE DOORS WITH DOUBLE FIXED GLASS
WITH GPPK LOWER GLASS HOLDER PROFILE**

Material: Aluminium

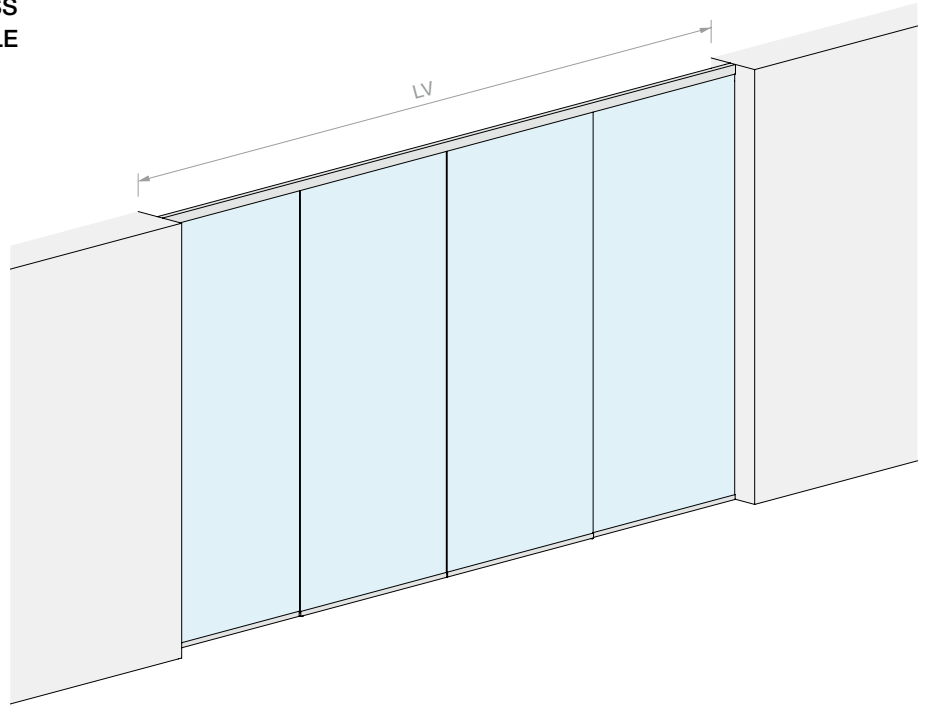
Finish: /6 /88 /97



DOOR OPENING SIZE

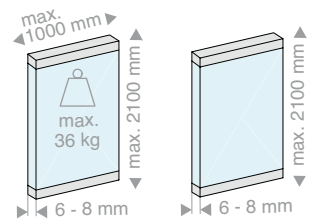


HV max: 2160 mm



DOOR PANEL PANE

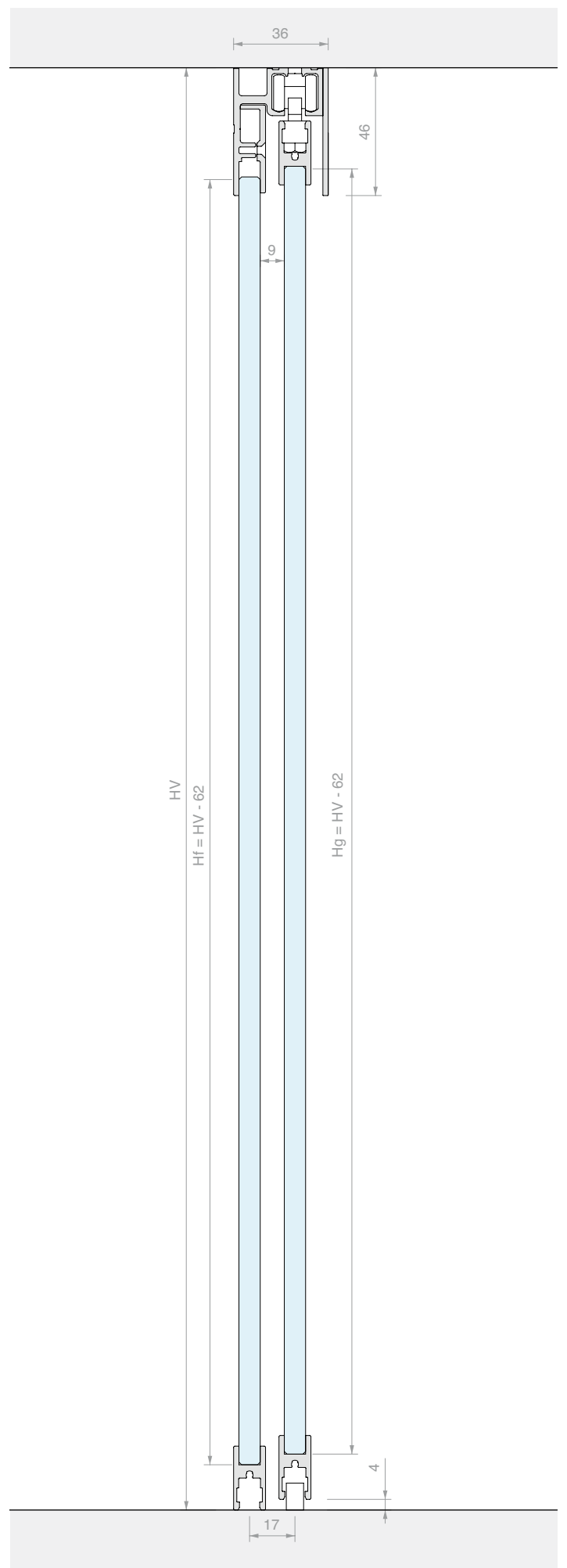
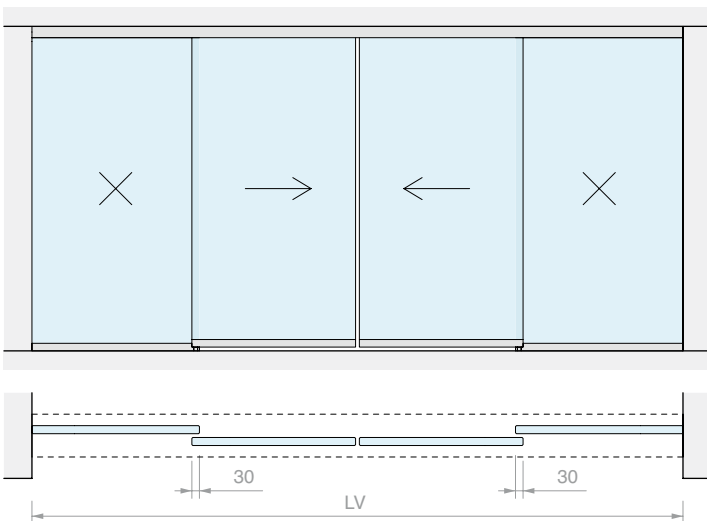
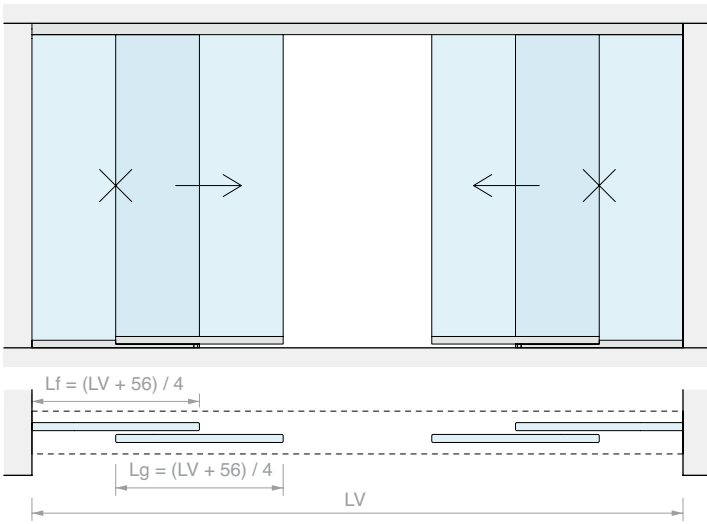
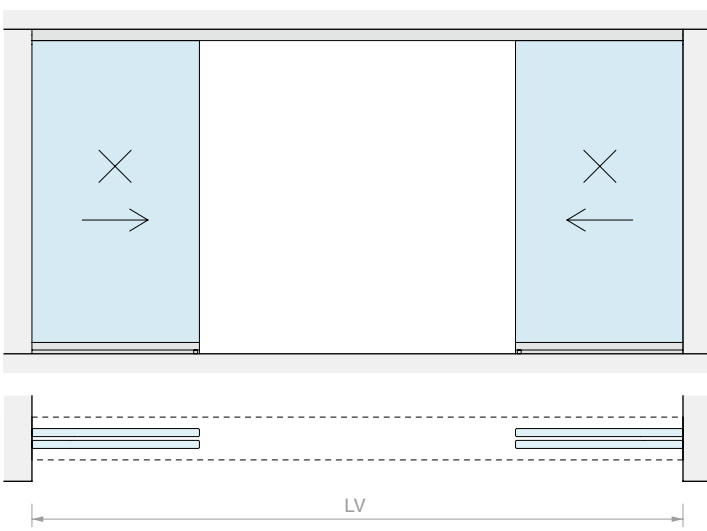
FIXED PANE



Kit comprising:

Art.	Description	Qty
053.3338.400	Ceiling fixing single track with fixed glass	1 Pc
053.3072.200	Glass holder profile	4 Pcs
053.3071.300	Support profile for fixed glass	2 Pcs
053.3361.072	GPPK sliding door panel kit	2 Pcs
053.3075.300	Track cover	2 Pcs
VIT965-3X8-ZN	Fixing screw for fixed glass support profile	8 Pcs
Optional		
057.3159.071	2 dampers up to 15 kg	1 Pc
057.3159.072	2 dampers up to 26 kg	1 Pc
057.3159.073	2 dampers up to 36 kg	1 Pc
LM48035TP10	End cap for single track	1 Pc

Art.	LV max	Qty
LMC36GPPK11CF.400	3930 mm	1 Pc









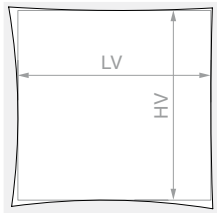
WALL FIXING SLIDING DOOR KIT WITH GPPK LOWER GLASS HOLDER PROFILE

Material: Aluminium

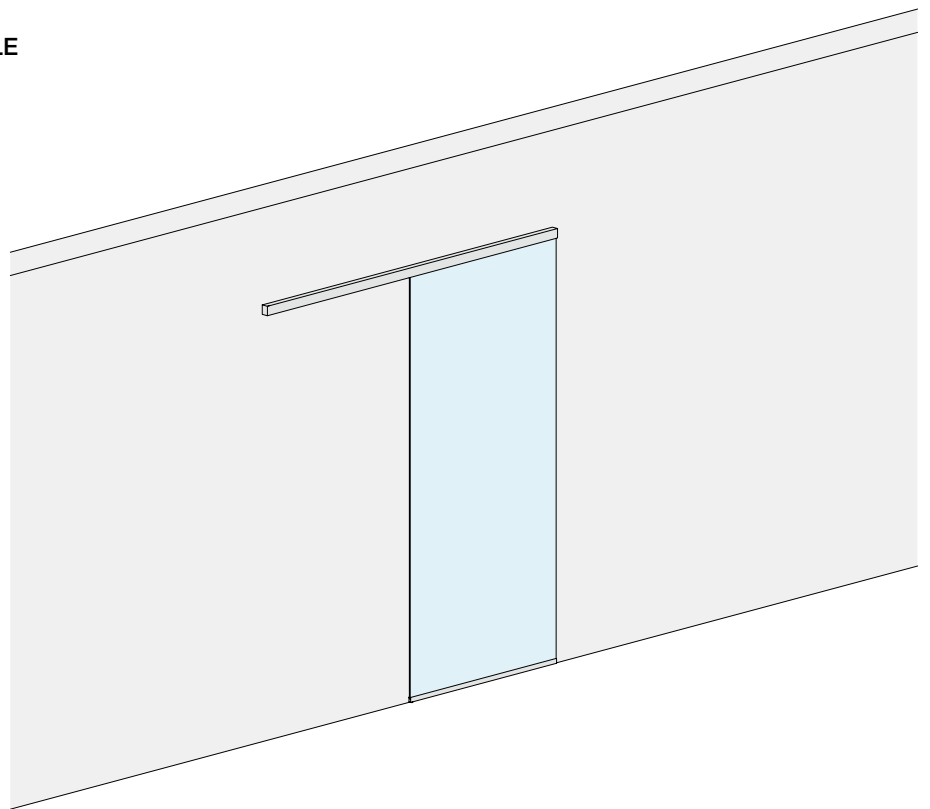
Finish: /6 /88 /97



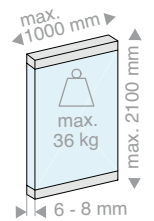
DOOR OPENING SIZE



HV max: 2110 mm



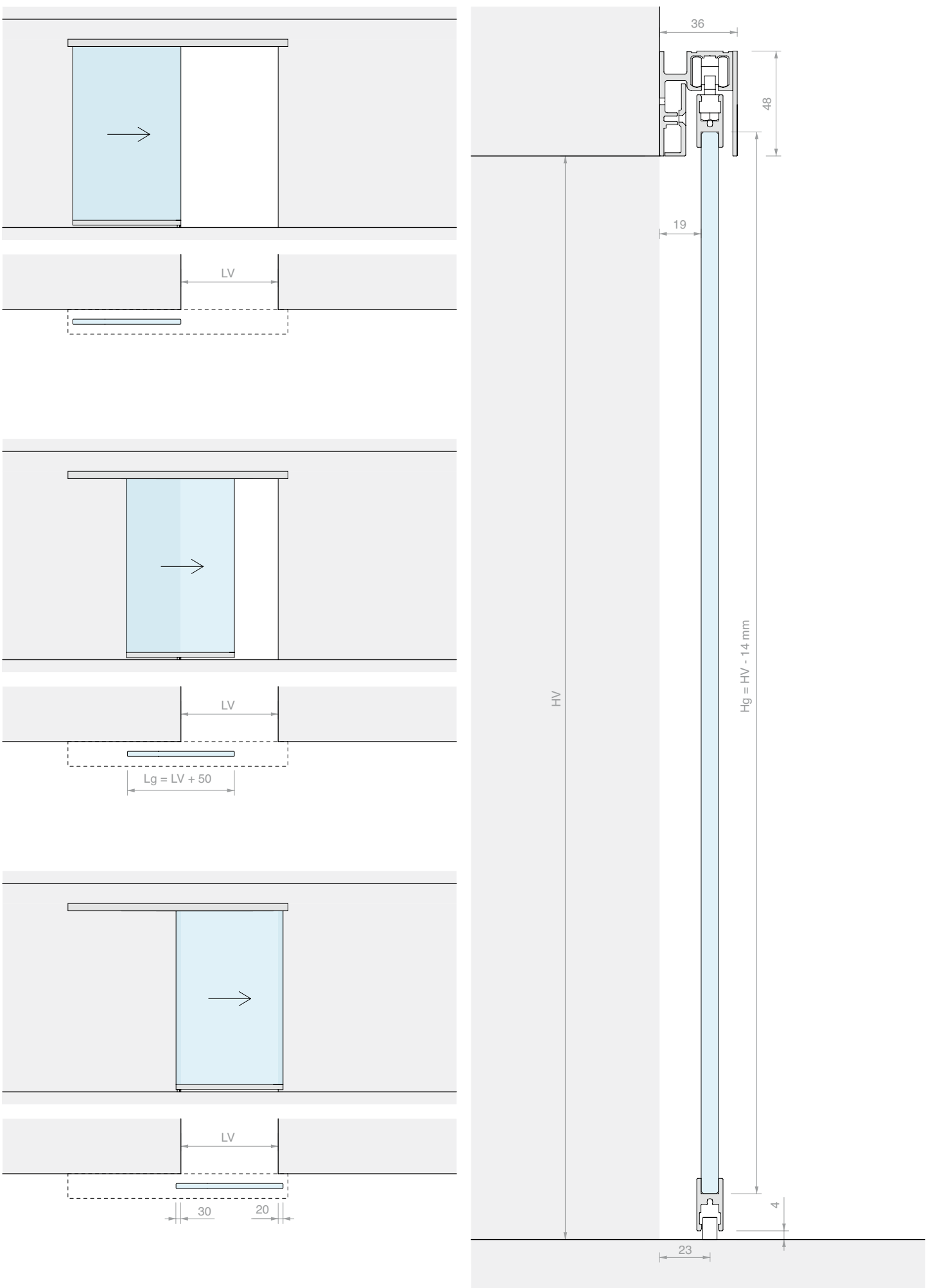
DOOR PANEL PANE



Kit comprising:

Art.	Description	Qty
053.3338.200	Wall fixing single track	1 Pc
053.3072.200	Glass holder profile	1 Pc
053.3071.300	Support profile for fixed glass	1 Pc
053.3361.072	GPPK sliding door panel kit	1 Pc
053.3075.300	Track cover	1 Pc
VIT965-3X8-ZN	Fixing screw for fixed glass support profile	4 Pcs
Optional		
057.3159.071	2 dampers up to 15 kg	1 Pc
057.3159.072	2 dampers up to 26 kg	1 Pc
057.3159.073	2 dampers up to 36 kg	1 Pc
LM17019TP10	End cap for single track	1 Pc

Art.	LV max	Qty
LMC36GPPK21.200	940 mm	1 Pc









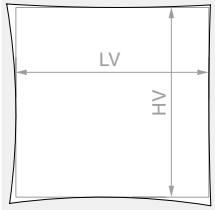
WALL FIXING SLIDING DOOR KIT DOUBLE DOORS WITH GPPK LOWER GLASS HOLDER PROFILE

Material: Aluminium

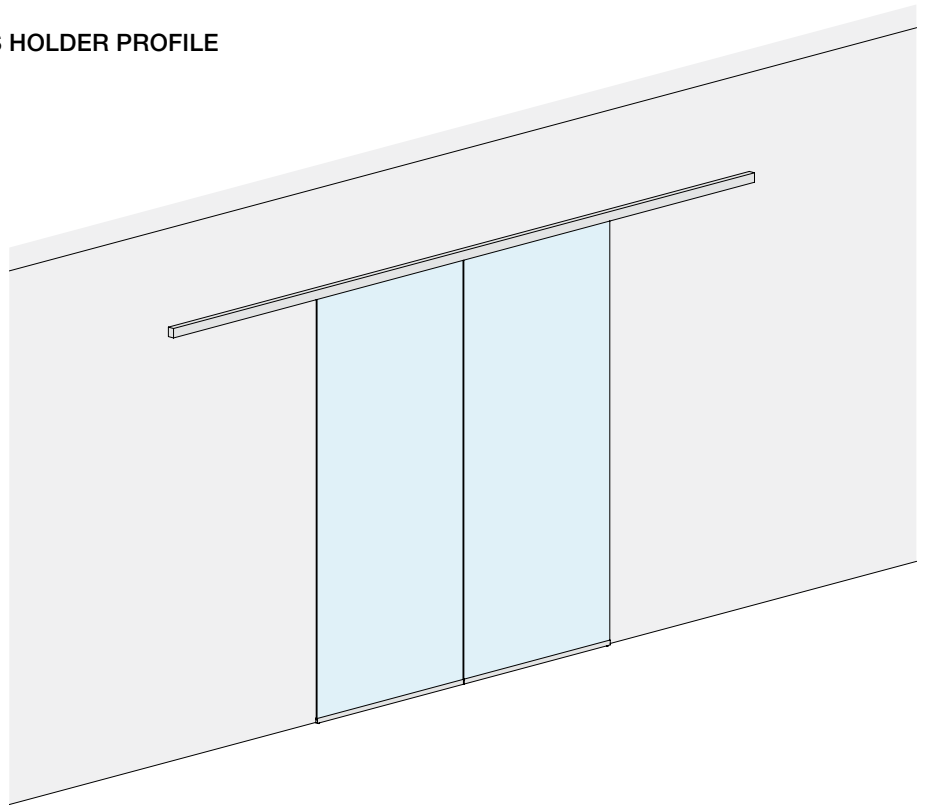
Finish: /6 /88 /97



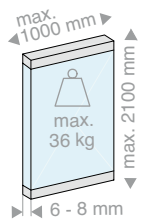
DOOR OPENING SIZE



HV max: 2110 mm



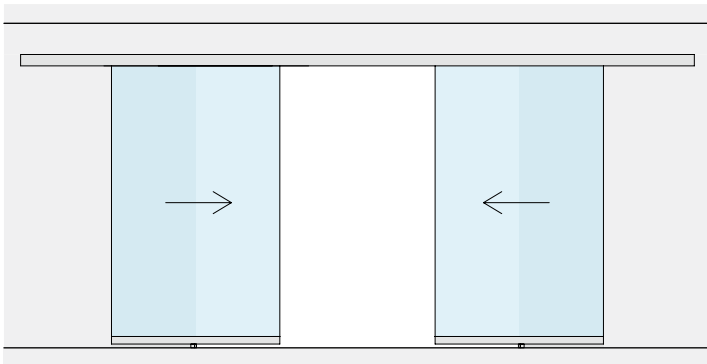
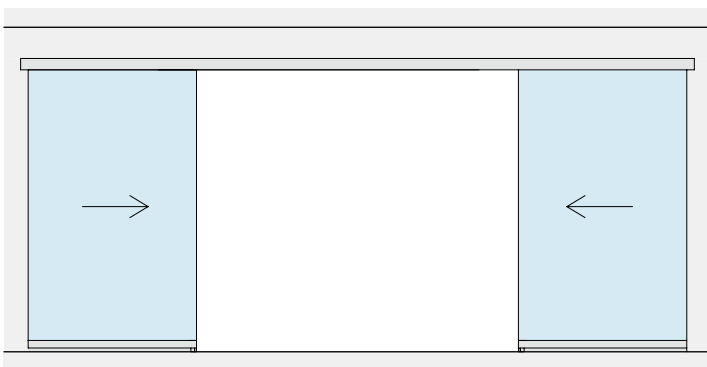
DOOR PANEL PANE



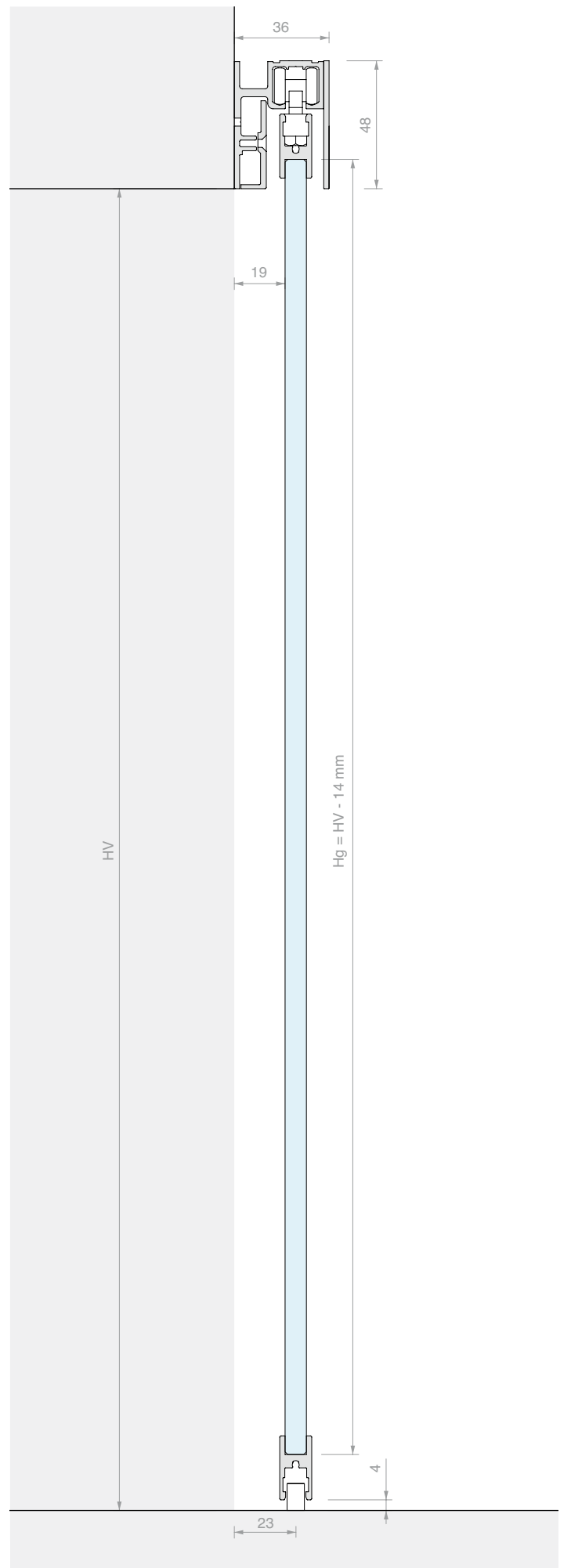
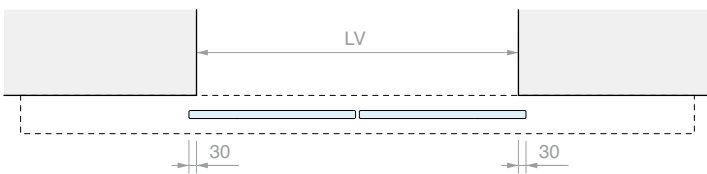
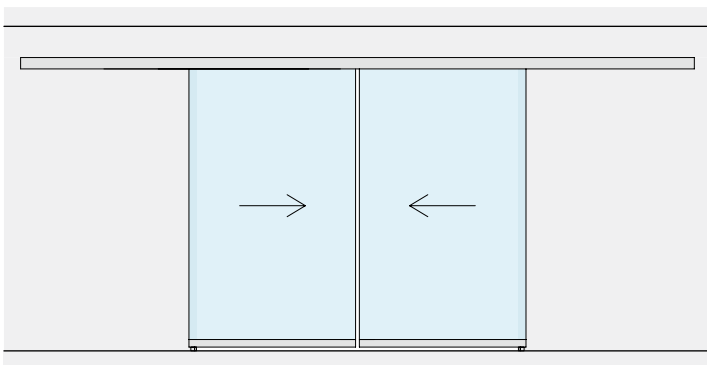
Kit comprising:

Art.	Description	Qty
053.3338.400	Wall fixing single track	1 Pc
053.3072.200	Glass holder profile	2 Pcs
053.3071.300	Support profile for fixed glass	2 Pcs
053.3361.072	GPPK sliding door panel kit	2 Pcs
053.3075.300	Track cover	2 Pcs
VIT965-3X8-ZN	Fixing screw for fixed glass support profile	8 Pcs
Optional		
057.3159.071	2 dampers up to 15 kg	1 Pc
057.3159.072	2 dampers up to 26 kg	1 Pc
057.3159.073	2 dampers up to 36 kg	1 Pc
LM48035TP10	End cap for single track	1 Pc

Art.	LV max	Qty
LMC36GPPK21C.400	1930 mm	1 Pc



$$Lg = (LV + 60) / 2$$









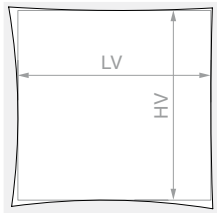
GPK WALL FIXING SLIDING DOOR KIT SINGLE DOOR PANEL

Material: Aluminium

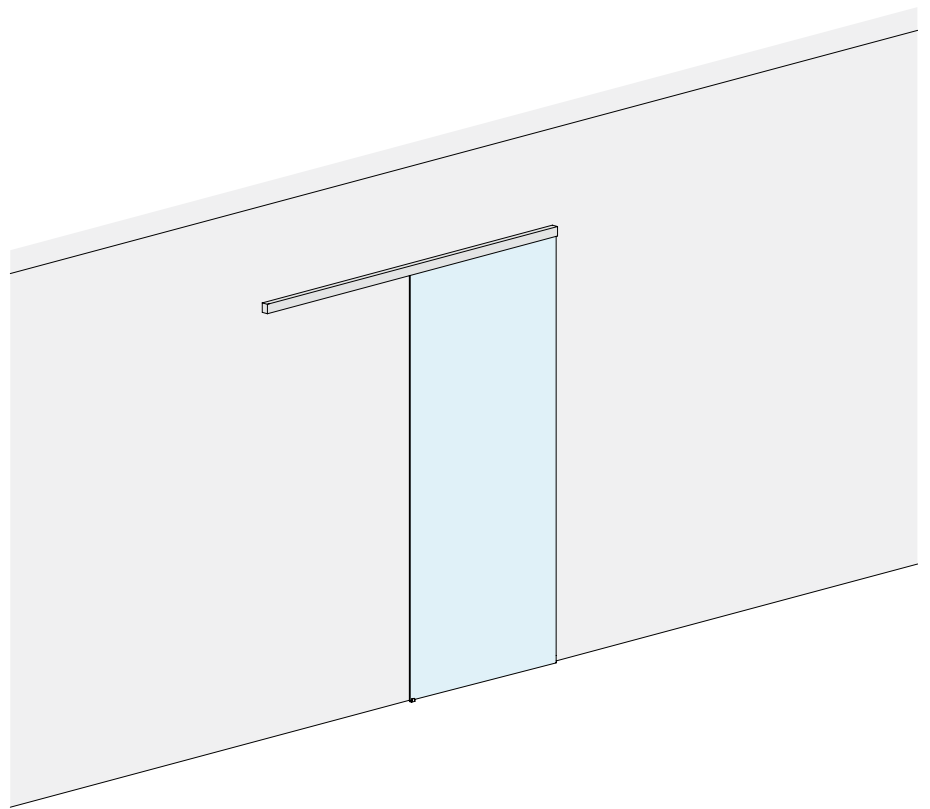
Finish: /6 /88 /97



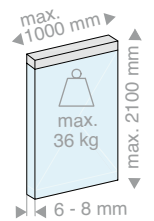
DOOR OPENING SIZE



HV max: 2090 mm



DOOR PANEL PANE



Kit comprising:

Art.	Description	Qty
053.3338.200	Wall fixing single track	1 Pc
053.3072.100	Glass holder profile	1 Pc
053.3071.300	Support profile for fixed glass	1 Pc
053.3361.071	GPk sliding door panel kit	1 Pc
053.3075.300	Track cover	1 Pc
VIT965-3X8-ZN	Fixing screw for fixed glass support profile	4 Pcs
Optional		
057.3159.071	2 dampers up to 15 kg	1 Pc
057.3159.072	2 dampers up to 26 kg	1 Pc
057.3159.073	2 dampers up to 36 kg	1 Pc
LM48035TP10	End cap for single track	1 Pc

Art.	LV max	Qty
LMC36GPK21.200	940 mm	1 Pc









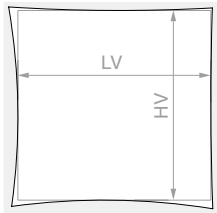
GPK WALL FIXING SLIDING DOOR KIT DOUBLE DOORS

Material: Aluminium

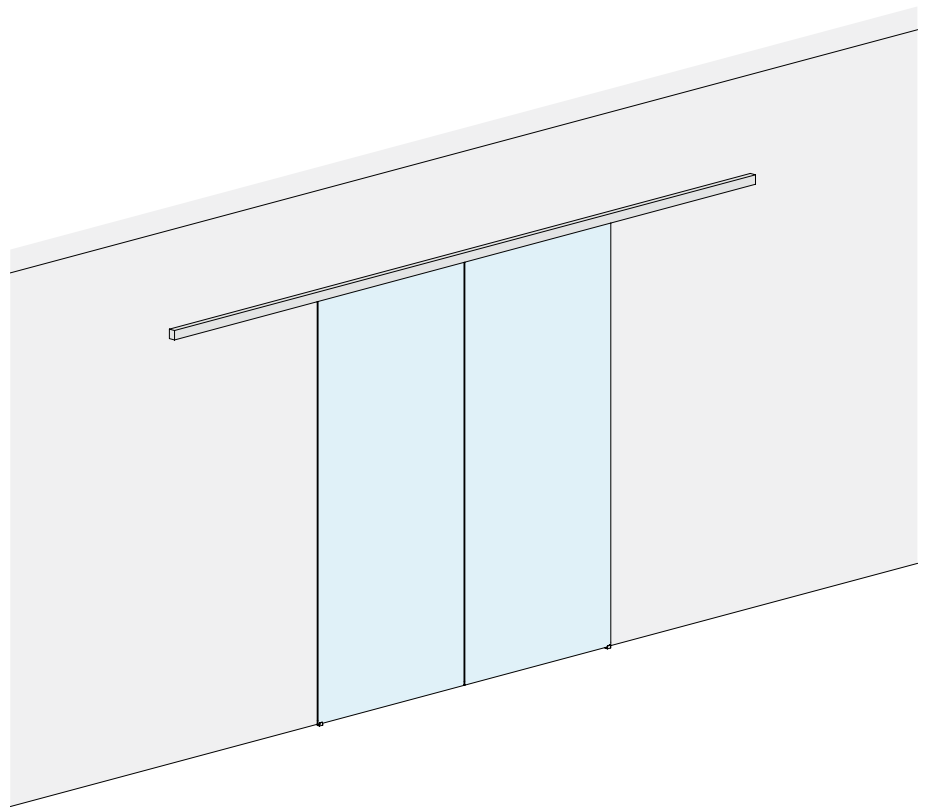
Finish: /6 /88 /97



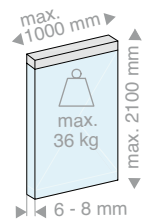
DOOR OPENING SIZE



HV max: 2090 mm



DOOR PANEL PANE



Kit comprising:

Art.	Description	Qty
053.3338.400	Wall fixing single track	1 Pc
053.3072.200	Glass holder profile	2 Pcs
053.3071.300	Support profile for fixed glass	2 Pcs
053.3361.071	GPk sliding door panel kit	2 Pcs
053.3075.300	Track cover	2 Pcs
VIT965-3X8-ZN	Fixing screw for fixed glass support profile	8 Pcs
Optional		
057.3159.071	2 dampers up to 15 kg	1 Pc
057.3159.072	2 dampers up to 26 kg	1 Pc
057.3159.073	2 dampers up to 36 kg	1 Pc
LM48035TP10	End cap for single track	1 Pc

Art.	LV max	Qty
LMC36GPK21C.400	1930 mm	1 Pc









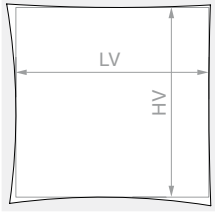
**WALL FIXING SLIDING DOOR KIT
SINGLE DOOR WITH FIXED GLASS
WITH GPPK LOWER GLASS HOLDER PROFILE**

Material: Aluminium

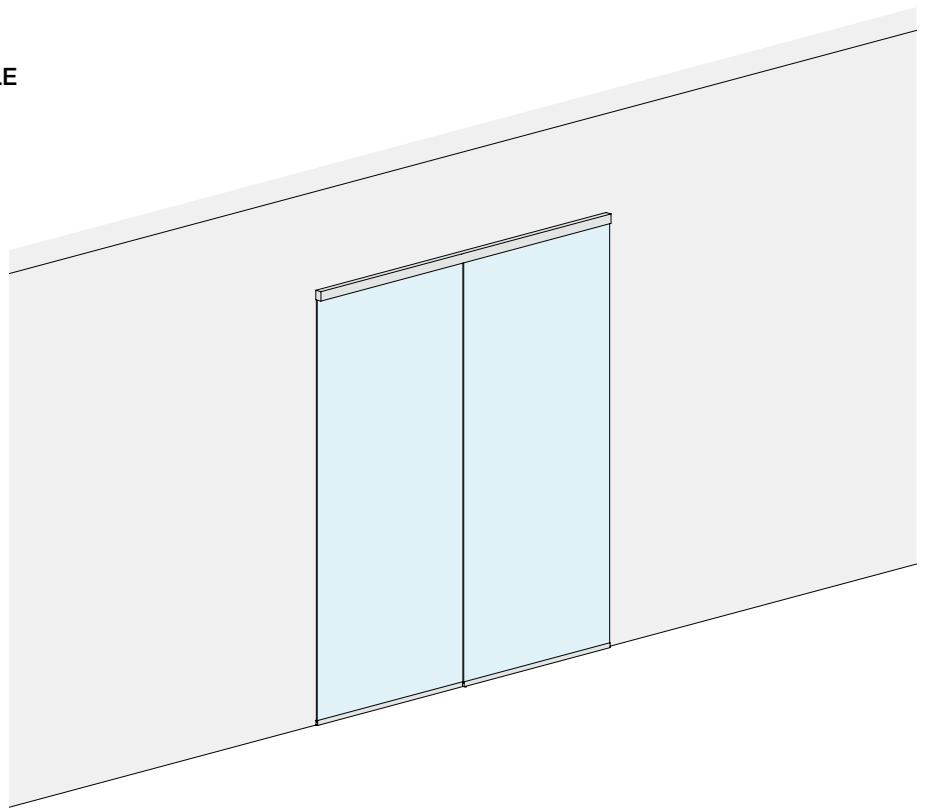
Finish: /6 /88 /97



DOOR OPENING SIZE

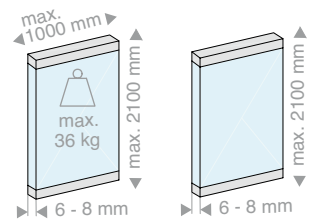


HV max: 2110 mm



DOOR PANEL PANE


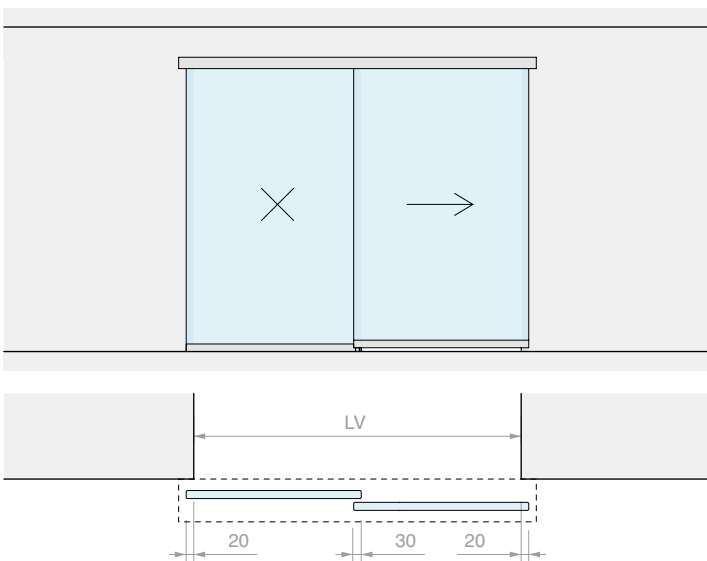
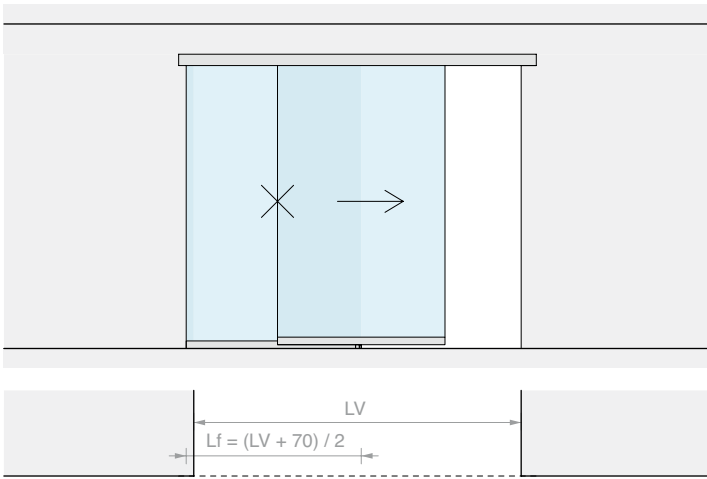
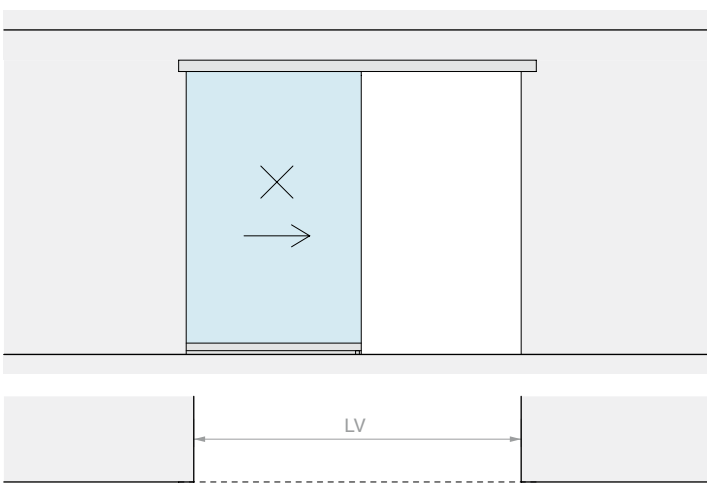
FIXED PANE



Kit comprising:

Art.	Description	Qty
053.3338.200	Wall fixing single track with fixed glass	1 Pc
053.3072.200	Glass holder profile	1 Pc
053.3072.100	Glass holder profile	1 Pc
053.3071.300	Support profile for fixed glass	1 Pc
053.3361.072	GPPK sliding door panel kit	1 Pc
053.3075.300	Track cover	1 Pc
VIT965-3X8-ZN	Fixing screw for fixed glass support profile	4 Pcs
Optional		
057.3159.071	2 dampers up to 15 kg	1 Pc
057.3159.072	2 dampers up to 26 kg	1 Pc
057.3159.073	2 dampers up to 36 kg	1 Pc
LM48035TP10	End cap for single track	1 Pc

Art.	LV max	Qty
LMC36GPPK21F.200	1920 mm	1 Pc









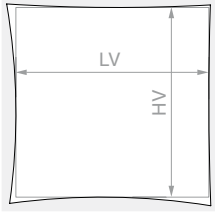
**WALL FIXING SLIDING DOOR KIT
DOUBLE DOORS WITH DOUBLE FIXED GLASS
WITH GPPK LOWER GLASS HOLDER PROFILE**

Material: Aluminium

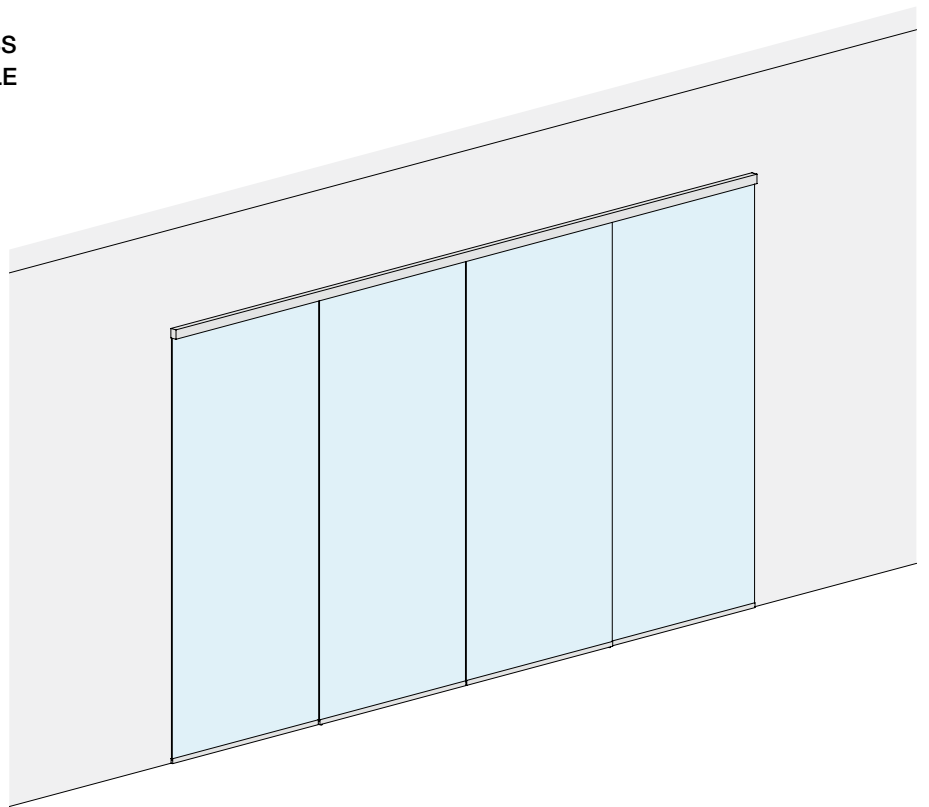
Finish: /6 /88 /97



DOOR OPENING SIZE

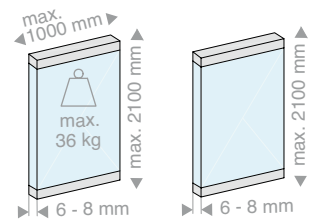


HV max: 2110 mm



DOOR PANEL PANE

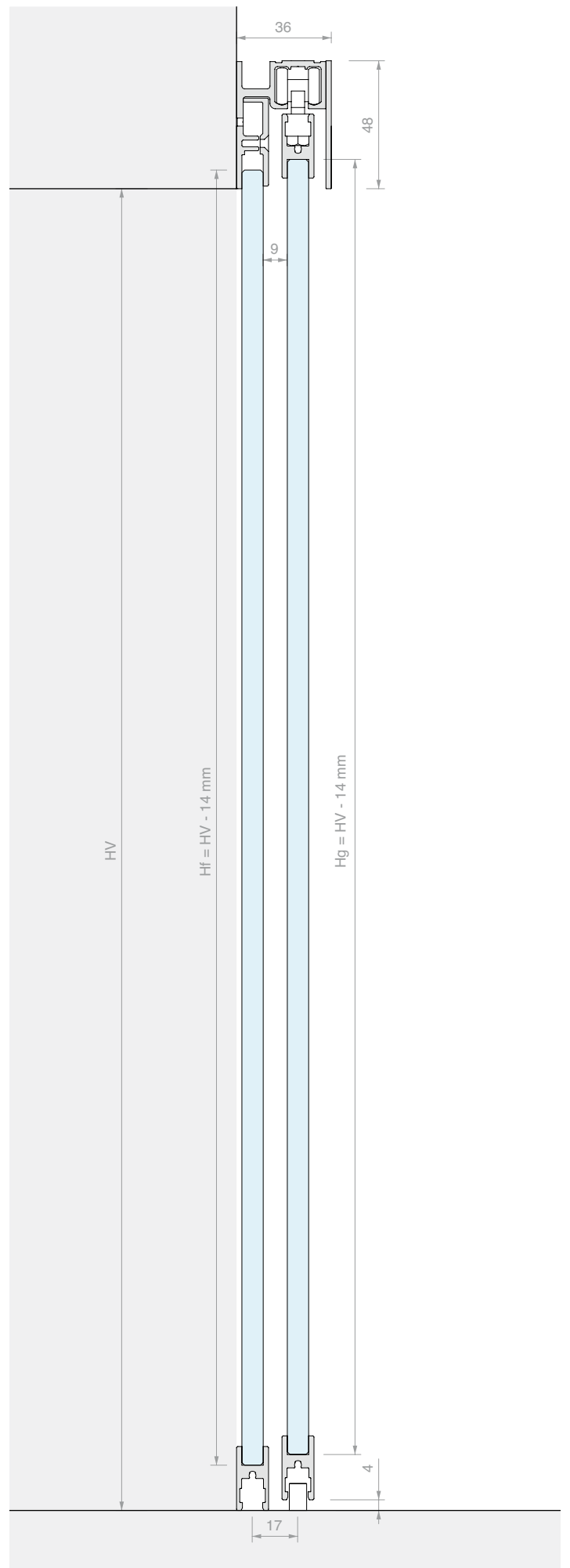
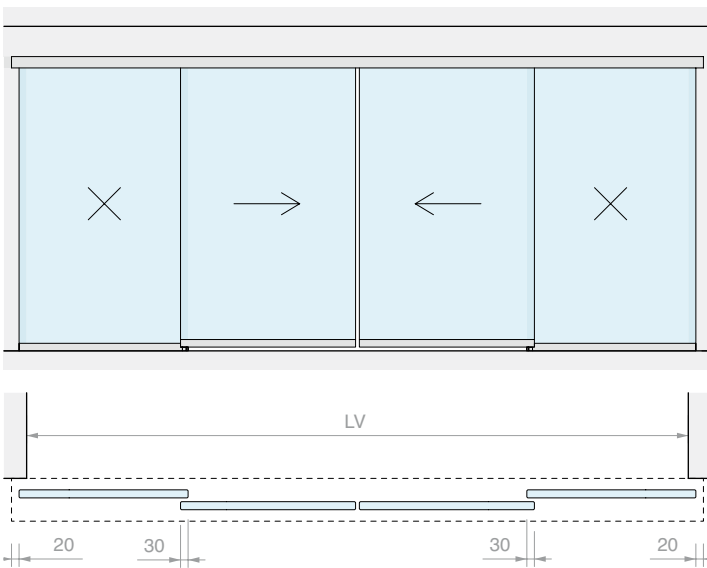
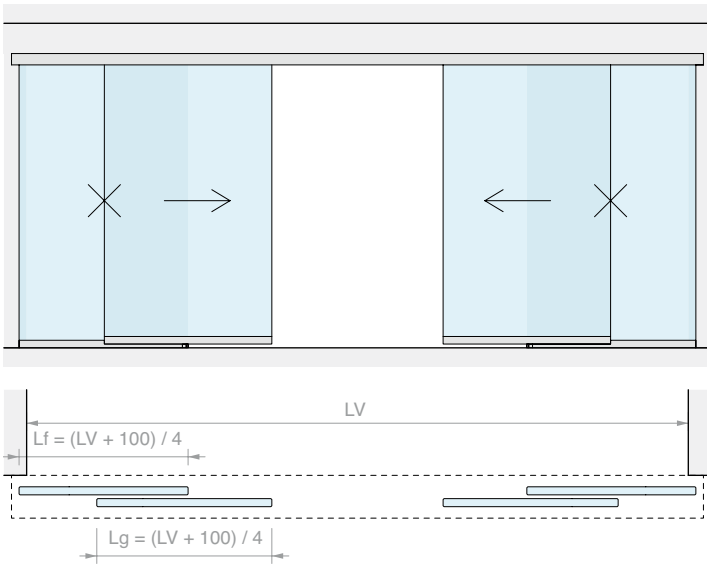
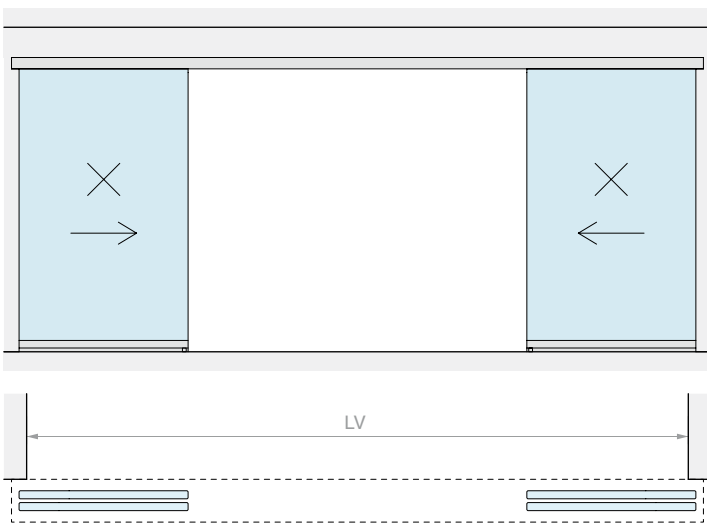
FIXED PANE



Kit comprising:

Art.	Description	Qty
053.3338.400	Ceiling fixing single track with fixed glass	1 Pc
053.3072.200	Glass holder profile	4 Pcs
053.3071.300	Support profile for fixed glass	2 Pcs
053.3361.072	GPPK sliding door panel kit	2 Pcs
053.3075.300	Track cover	2 Pcs
VIT965-3X8-ZN	Fixing screw for fixed glass support profile	8 Pcs
Optional		
057.3159.071	2 dampers up to 15 kg	1 Pc
057.3159.072	2 dampers up to 26 kg	1 Pc
057.3159.073	2 dampers up to 36 kg	1 Pc
LM48035TP10	End cap for single track	1 Pc

Art.	LV max	Qty
LMC36GPPK21CF.400	3890 mm	1 Pc



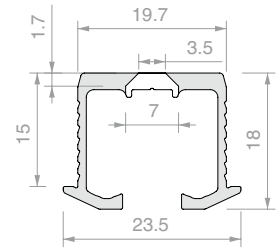


CLIPO 36 DOUBLE TRACK FOR FLUSH MOUNTING

Material: Aluminium

Pre-drilled profile with 150-mm hole pitch

Finish: **/6** /88 /97



Art.	Length	Qty
053.3324.200	1997 mm	1 Pc
053.3324.300	2998 mm	1 Pc
053.3324.600	6000 mm	1 Pc

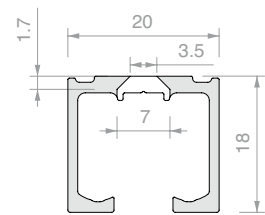


CLIPO 36 SINGLE TRACK FOR CEILING MOUNTING

Material: Aluminium

Pre-drilled profile with 150-mm hole pitch

Finish: **/6** /88 /97



Art.	Length	Qty
053.3326.200	1997 mm	1 Pc
053.3326.300	2998 mm	1 Pc
053.3326.400	3998 mm	1 Pc
053.3326.600	6000 mm	1 Pc

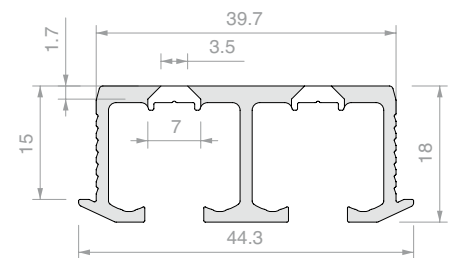


CLIPO 36 DOUBLE TRACK FOR FLUSH MOUNTING


Material: Aluminium

Pre-drilled profile with 150-mm hole pitch

Finish: **/6** /88 /97

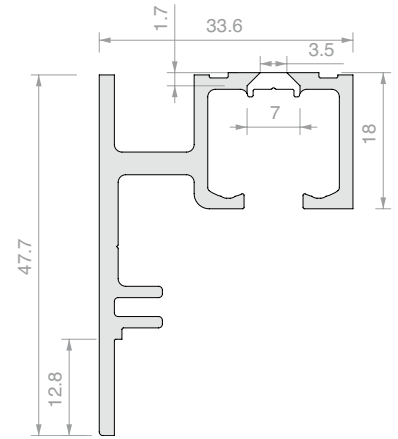
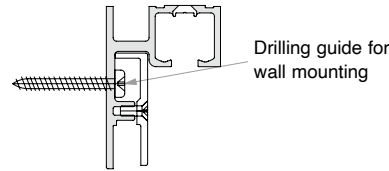


Art.	Length	Qty
053.3342.200	1997 mm	1 Pc
053.3342.300	2998 mm	1 Pc
053.3342.600	6000 mm	1 Pc



SINGLE TRACK FOR WALL OR CEILING FIXING WITH OR WITHOUT FIXED GLASS CLIPO 36

Material: Aluminium
 Pre-drilled ceiling profile with 150-mm hole pitch.
 For wall mounting, drill following the guide provided
 Finish: **/6 /88 /97**

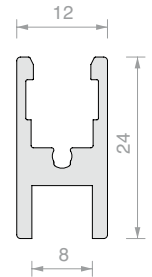


Art.	Length	For glass	Qty
053.3338.200	1997 mm	From 6 to 8 mm	1 Pc
053.3338.300	2998 mm	From 6 to 8 mm	1 Pc
053.3338.400	3998 mm	From 6 to 8 mm	1 Pc
053.3338.600	6000 mm	From 6 to 8 mm	1 Pc



CLIPO 36 GLASS-HOLDER PROFILE

Material: Aluminium
 Finish: **/6 /88 /97**
Note: Apply silicone along the entire length of the profile.

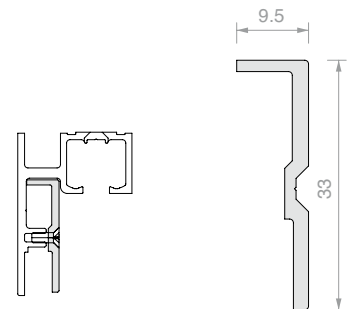


Art.	Length	For glass	Qty
053.3072.100	996 mm	From 6 to 8 mm	1 Pc
053.3072.200	1997 mm	From 6 to 8 mm	1 Pc
053.3072.300	2998 mm	From 6 to 8 mm	1 Pc
053.3072.600	6000 mm	From 6 to 8 mm	1 Pc



CLIPO 36 SUPPORT PROFILE FOR FIXED GLASS

Material: Aluminium
 Finish: **/6 /88 /97**
Note: To fix the profile to the track, use M3 x 8 mm screws Art. **VIT965-3x8-ZN**



Art.	Length	Qty
053.3071.300	3000 mm	1 Pc

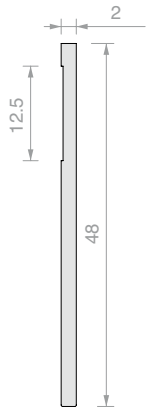
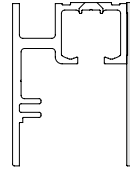


CLIPO 36 COVER FOR TRACK 053.3338

Materiale: Aluminium

Finish: /6 /88 /97

Note: Apply using double-sided adhesive along the entire length.



Art.	Length	Qty
053.3075.300	3000 mm	1 Pc



CLIPO 36 GPPK DOOR SLIDING KIT

The kit requires glass-holder profile 053.3372 both above and below.

Side caps included only in black finish.

Art.	For glass	Qty
053.3361.072	From 6 to 8 mm	1 Pc



CLIPO 36 GPK DOOR SLIDING KIT

The kit requires glass-holder profile 053.3372 only above.

Side caps included only in black finish.

Finish: /3 /97 /R2

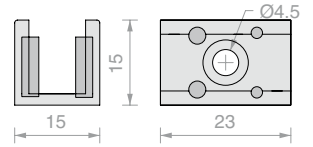
Art.	For glass	Qty
053.3361.071	From 6 to 8 mm	1 Pc



LOWER GUIDE FOR CLIPPO 36 GPK

Material: Brass

Finish: /3 /97 /R2



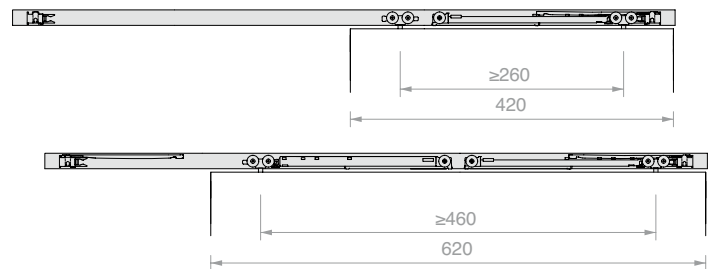
Art.	For glass	Qty
LMGF15	From 6 to 8 mm	1 Pc



2 CLIPPO 36 DAMPENERS

Minimum leaf width to install 1 dampener 420 mm

Minimum leaf width to install 2 dampeners 620 mm



Art.	Load	Qty
057.3159.071	Up to 15 kg	1 Pc
057.3159.072	Up to 26 kg	1 Pc
057.3159.073	Up to 36 kg	1 Pc

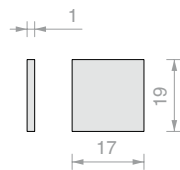


**CAP FOR TRACK 053.3326
CLIPPO 36**

Material: Aluminium

Finish: /6 /88 /97

Note: For installation, apply silicone to the entire surface of the cap.



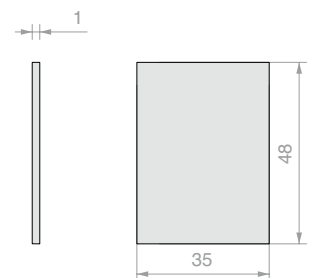
Art.	Qty
LM17019TP10	1 Pc

**CAP FOR TRACK 053.3338
CLIPPO 36**

Material: Aluminium

Finish: /6 /88 /97

Note: For installation, apply silicone to the entire surface of the cap.

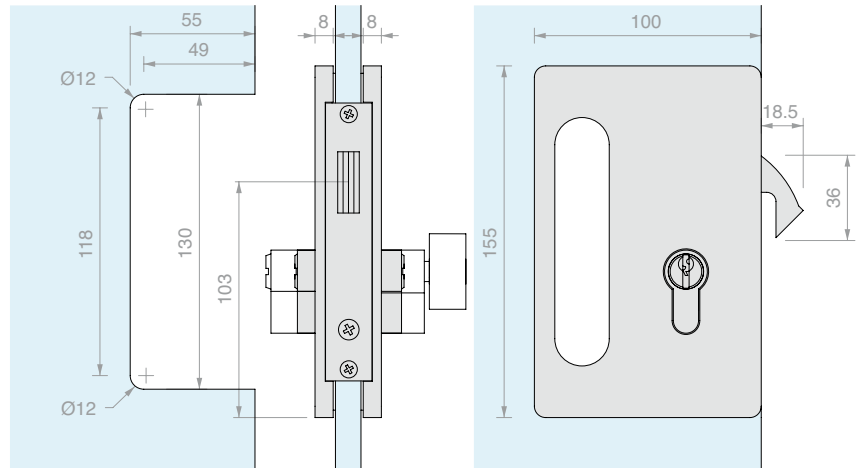
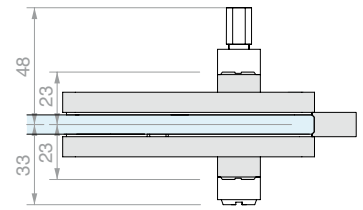


Art.	Qty
LM48035TP10	1 Pc



LOCK FOR SLIDING DOORS

Material: Aluminium
 Supplied with European cylinder and 3 keys
 Finish: /88 /97

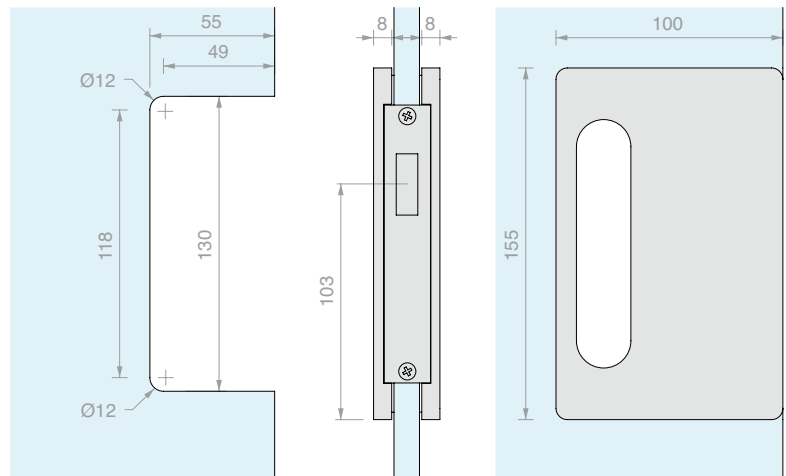



Art.	For glass	Lock	Key	Qty
SERSD610S	From 10 to 12 mm	Lock + lock	Different	1 Pc
SERSD610SU	From 10 to 12 mm	Lock + lock	Single	1 Pc
SERSD610P	From 10 to 12 mm	Door knob + lock	Single	1 Pc



STRIKE PLATE FOR GLASS

Material: Aluminium
 Finish: /88 /97



Art.	For glass	Qty
SERSD620	From 10 to 12 mm	1 Pc



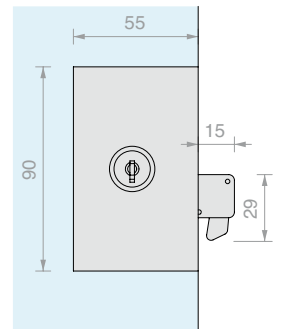
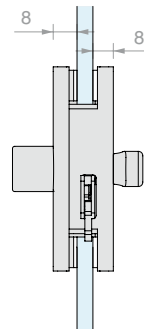
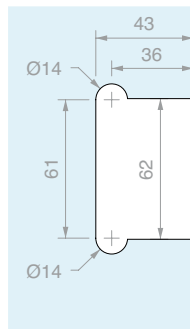
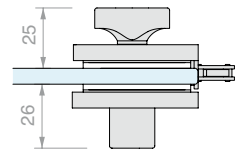
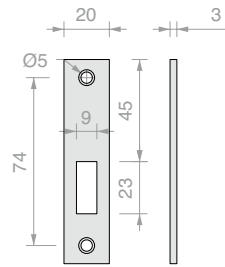
LOCK FOR SLIDING DOORS

Material: Aluminium

Right-hand side (for left-hand side fit upside-down).

With 2 keys

Finish: /88 /97



Art.	For glass	Key	Qty
DQS15	From 8 to 12 mm	Different	1 Pc



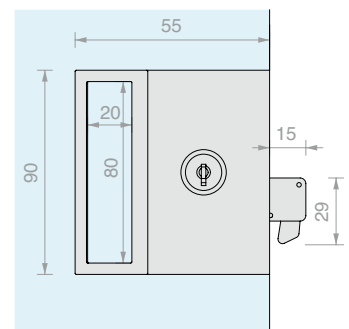
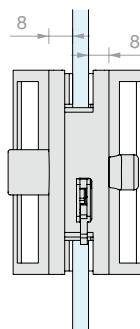
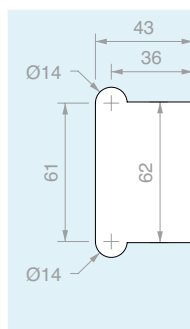
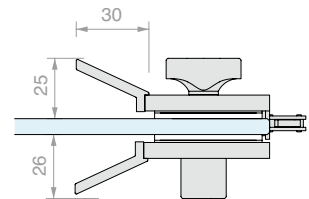
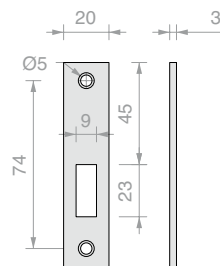
LOCK FOR SLIDING DOORS WITH HANDLE

Material: Aluminium

Right-hand side (for left-hand side fit upside-down).

With 2 keys

Finish: /88 /97



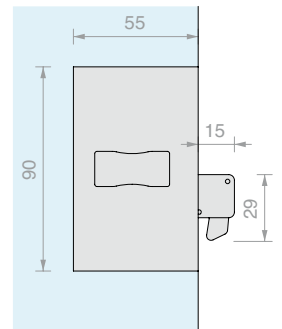
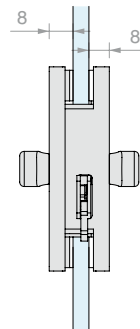
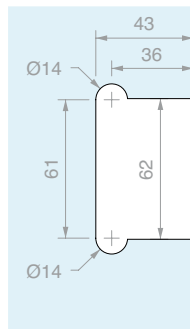
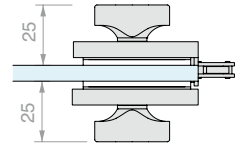
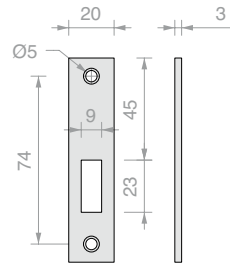
Art.	For glass	Key	Qty
DQ525	From 8 to 12 mm	Different	1 Pc

LOCK FOR SLIDING DOORS WITH DOUBLE DOOR KNOB

Material: Aluminium

Right-hand side (for left-hand side fit upside-down).

Finish: /88 /97



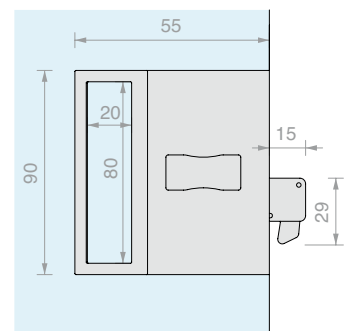
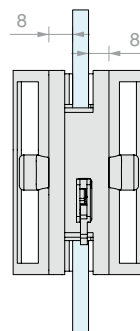
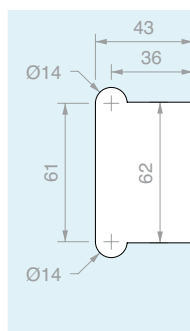
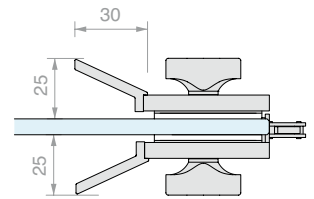
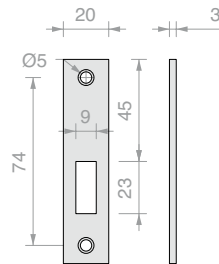
Art.	For glass	Qty
DQS13	From 8 to 12 mm	1 Pc

LOCK FOR SLIDING DOORS WITH DOUBLE DOOR KNOB AND HANDLE

Material: Aluminium

Right-hand side (for left-hand side fit upside-down).

Finish: /88 /97



Art.	For glass	Qty
DQS23	From 8 to 12 mm	1 Pc

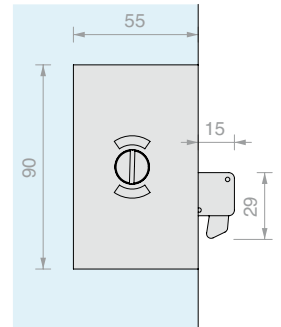
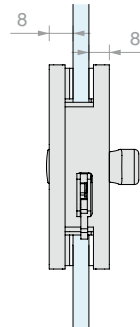
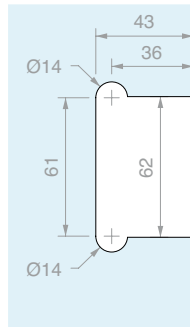
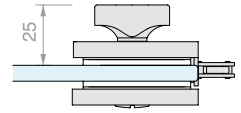
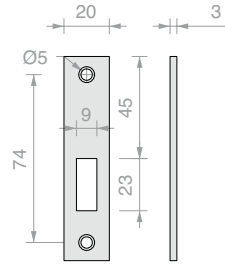


FREE/OCCUPIED LOCK FOR SLIDING DOORS WITH DOOR KNOB

Material: Aluminium

Right-hand side (for left-hand side fit upside-down).

Finish: /88 /97



Art.	For glass	Qty
DQS11	From 8 to 12 mm	1 Pc

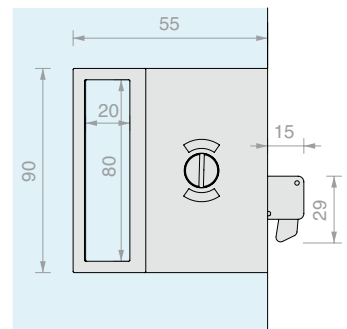
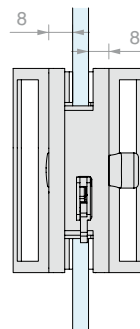
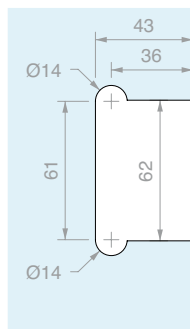
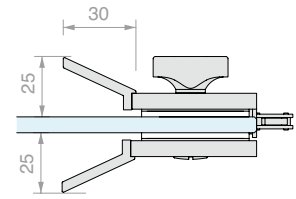
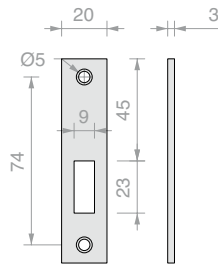


FREE/OCCUPIED LOCK FOR SLIDING DOORS WITH DOOR KNOB AND HANDLE

Material: Aluminium

Right-hand side (for left-hand side fit upside-down).

Finish: /88 /97



Art.	For glass	Qty
DQS21	From 8 to 12 mm	1 Pc

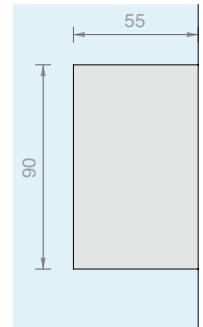
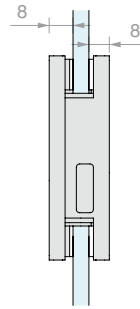
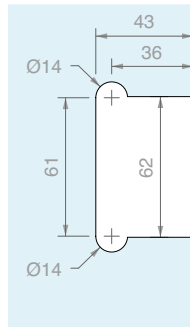
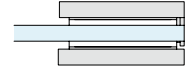


GLASS COUNTERLOCK

Material: Aluminium

Right-hand side (for left-hand side fit upside-down).


Finish: /88 /97



Art.
DQS37

For glass
From 8 to 12 mm

Qty
1 Pc



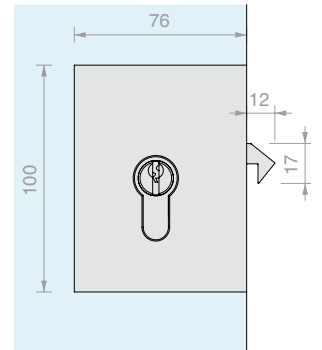
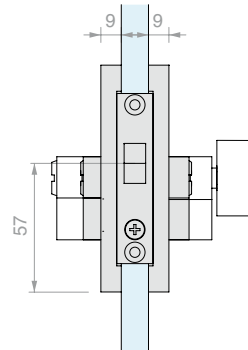
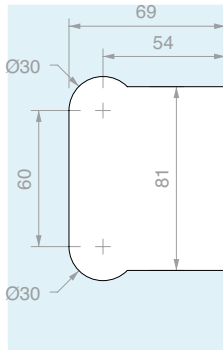
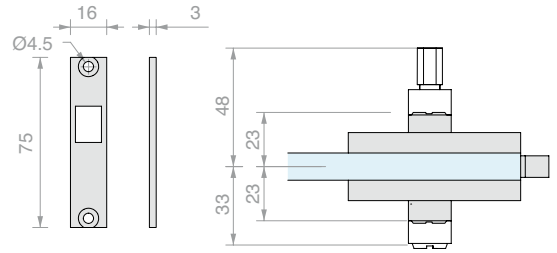


LOCK FOR SLIDING DOORS

Material: Brass

Supplied with European cylinder and 3 keys

Finish: /3 /45



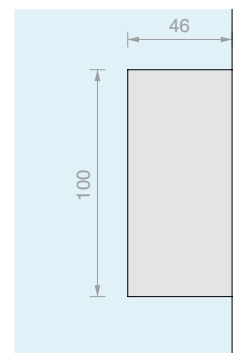
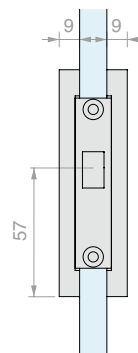
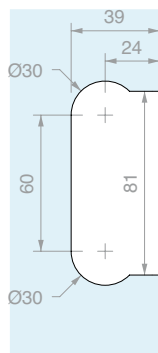
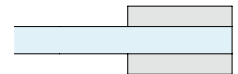
Art.	For glass	Lock	Key	Qty
SERMG10S	From 8 to 12 mm	Lock + lock	Different	1 Pc
SERMG10SU	From 8 to 12 mm	Lock + lock	Single	1 Pc
SERMG10P	From 8 to 12 mm	Door knob + lock	Single	1 Pc



STRIKE PLATE FOR GLASS

Material: Brass

Finish: /3 /45



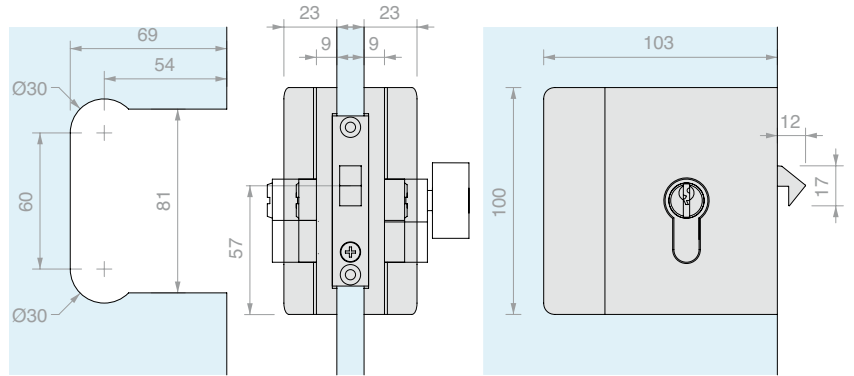
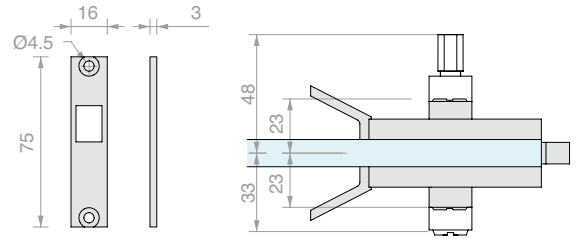

Art.	For glass	Qty
SERMGC1	From 8 to 12 mm	1 Pc

LOCK FOR SLIDING DOORS WITH HANDLE

Material: Brass

Supplied with European cylinder and 3 keys

Finish: /3 /45



Art.	For glass	Lock	Key	Qty
SERMGM10S	From 8 to 12 mm	Lock + lock	Different	1 Pc
SERMGM10SU	From 8 to 12 mm	Lock + lock	Single	1 Pc
SERMGM10P	From 8 to 12 mm	Door knob + lock	Single	1 Pc

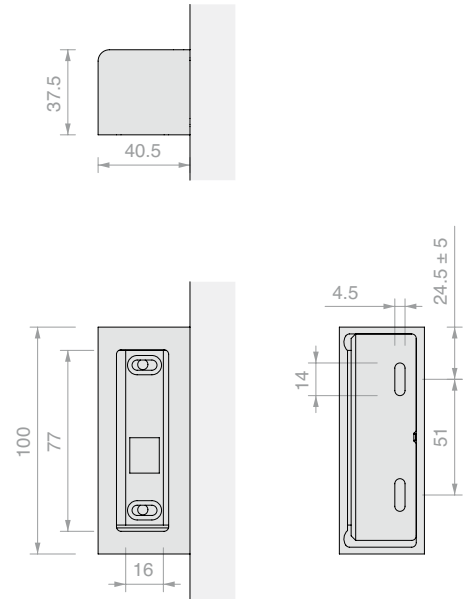




WALL STRIKE PLATE

Material: Brass

Finish: /3 /45



Art.

SERMG19

Q.ty

1 Pc

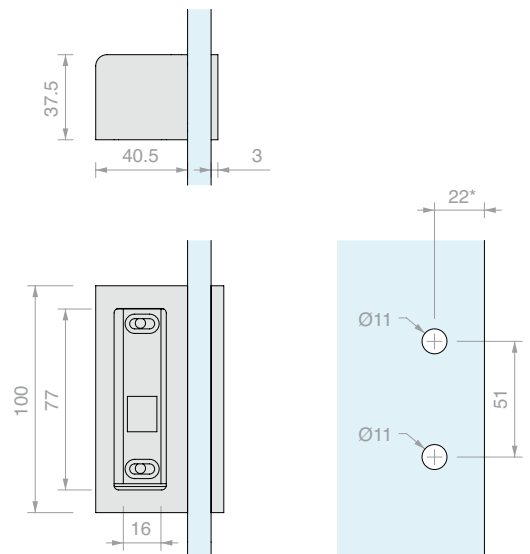


GLASS STRIKE PLATE

Material: Brass

Finish: /3 /45

*add the desired overlap between the panes to this measurement



Art.

SERMG12

For glass

From 8 to 12 mm

Qty

1 Pc

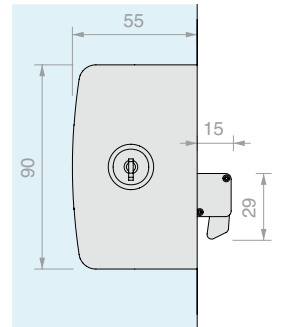
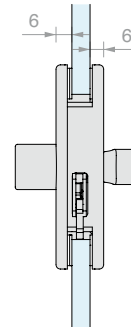
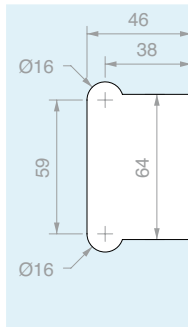
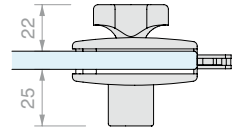
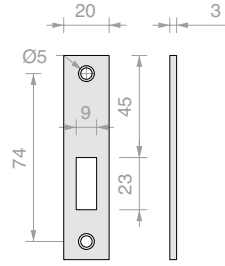
LOCK FOR SLIDING DOORS

Material: Brass

Right-hand side (for left-hand side fit upside-down).

With 2 keys

Finish: /1 /24 /45



Art.	For glass	Key	Qty
CHN28	From 8 to 10 mm	Different	1 Pc

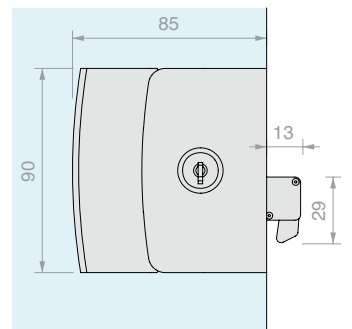
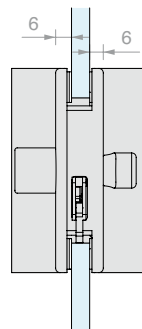
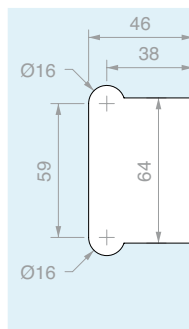
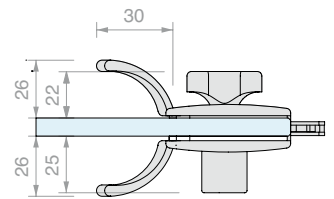
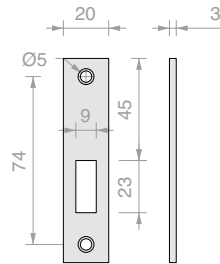
LOCK FOR SLIDING DOORS WITH HANDLE

Material: Brass

Right-hand side (for left-hand side fit upside-down).

With 2 keys

Finish: /1 /24 /45



Art.	For glass	Key	Qty
CHN31	From 8 to 10 mm	Different	1 Pc

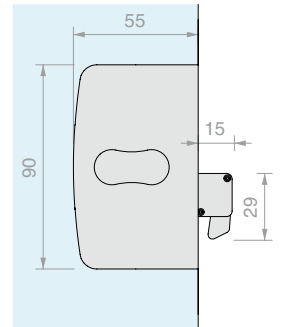
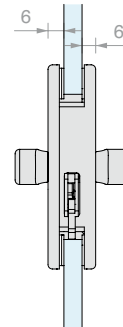
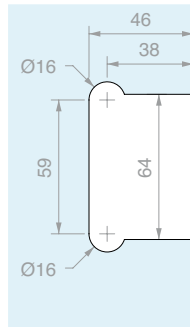
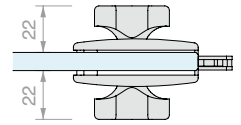
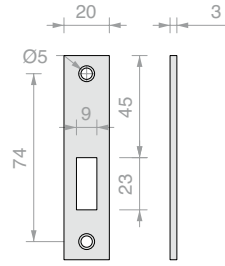


LOCK FOR SLIDING DOORS WITH DOUBLE DOOR KNOB

Material: Brass

Right-hand side (for left-hand side fit upside-down).

Finish: /1 /24 /45



Art.	For glass	Qty
CLH12	From 8 to 10 mm	1 Pc

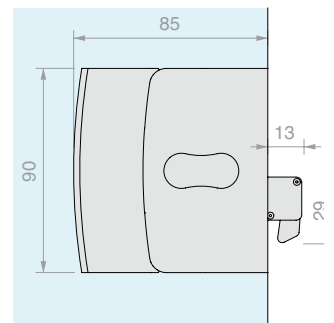
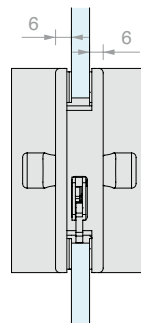
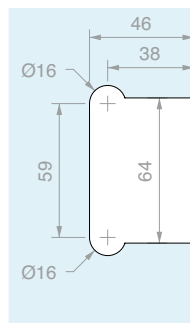
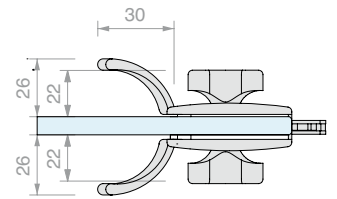
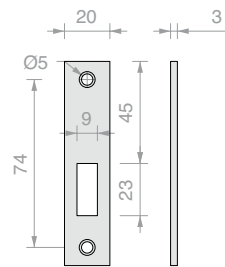


LOCK FOR SLIDING DOORS WITH DOUBLE DOOR KNOB AND HANDLE

Material: Brass

Right-hand side (for left-hand side fit upside-down).

Finish: /1 /24 /45



Art.	For glass	Qty
CLHM14	From 8 to 10 mm	1 Pc

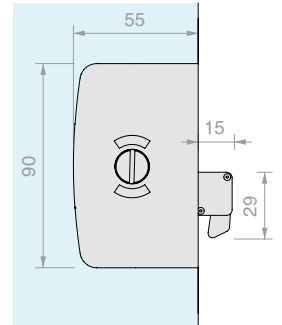
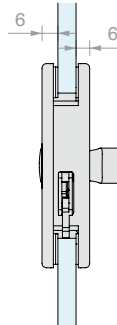
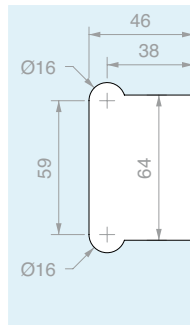
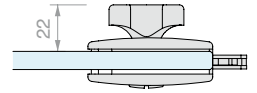
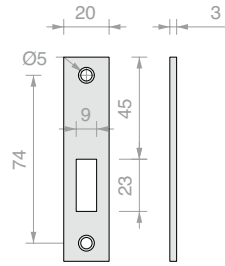


FREE/OCCUPIED LOCK FOR SLIDING DOORS WITH DOOR KNOB

Material: Brass

Right-hand side (for left-hand side fit upside-down).

Finish: /1 /24 /45



Art.	For glass	Qty
CLS10	From 8 to 10 mm	1 Pc

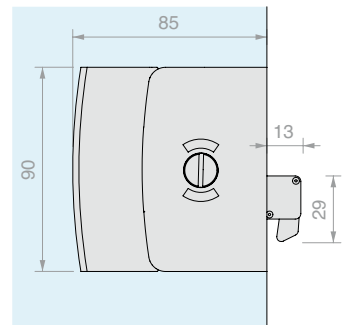
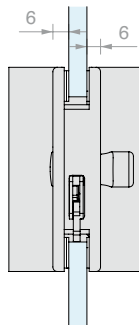
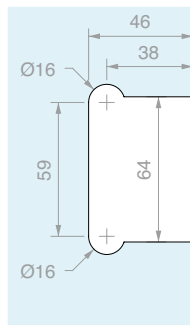
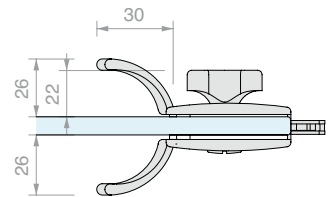
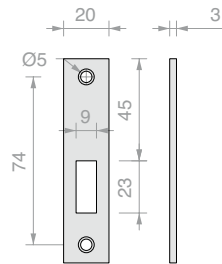


FREE/OCCUPIED LOCK FOR SLIDING DOORS WITH DOOR KNOB AND HANDLE

Material: Brass

Right-hand side (for left-hand side fit upside-down).

Finish: /1 /24 /45



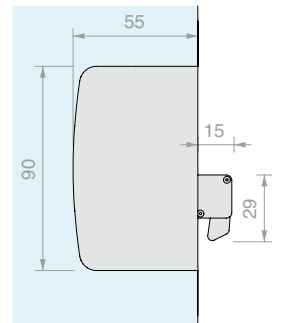
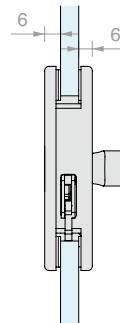
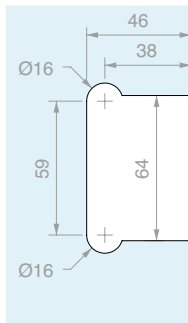
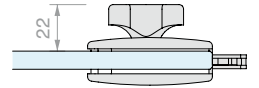
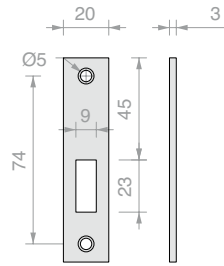
Art.	For glass	Qty
CLM11	From 8 to 10 mm	1 Pc

LOCK FOR SLIDING DOOR SINGLE DOOR KNOB

Material: Brass

Right-hand side (for left-hand side fit upside-down).

Finish: /1 /24 /45



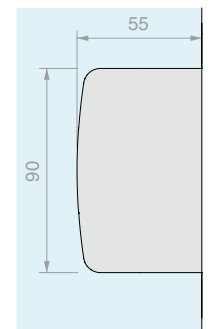
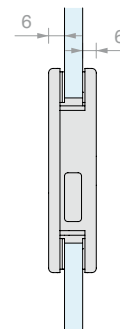
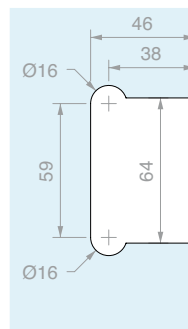
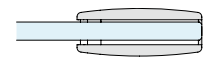
Art.	For glass	Qty
CLPN	From 8 to 10 mm	1 Pc

GLASS COUNTERLOCK

Material: Brass

Right-hand side (for left-hand side fit upside-down).

Finish: /1 /24 /45

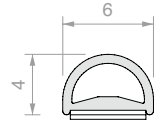


Art.	For glass	Qty
CL95	From 8 to 10 mm	1 Pc



ADHESIVE GASKET FOR GLASS EDGE

Material: TPE
 10 m roll
 Colour: transparent, black

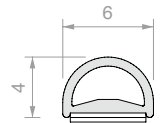


Art.	Colour	Qty
057.3080.001	Black	1 Pc
057.3080.002	Transparent	1 Pc



GLASS BUMPER ADHESIVE GASKET FOR GLASS EDGE

Material: TPE
 12 m roll supplied with transparent VHB high adhesion two-sided tape for -40°C to +150°C
 Colour: embossed





Art.	For glass	Qty
GSB12	From 8 to 13.5 mm	1 Pc



DEGREASING WIPE

Disposable isopropyl alcohol wipe

Art.	Q.ty
GSLSVL	1 Pc



GSB12 MOUNTING TEMPLATE

Plastic mounting template for positioning the glass at the centre of the edge along the whole length.

Material: Plastic

Art.
GSB831

Q.ty
1 Pc

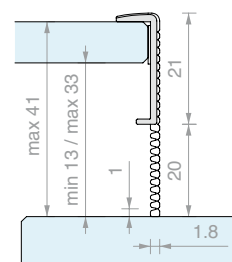


ADHESIVE GLASS LIP SLIDE GASKET WITH LEAK PROTECTION LIP THAT CAN BE SHORTENED

Material: TPE

Pack of 4 pcs each 3000 m long, supplied with transparent VHB high adhesion two-sided tape for -40°C to +150°C

Colour: embossed



Art.
GSLS217

L
3000 mm

For glass
From **8 to 13.5 mm**

Qty
1 Pc

FINISHES




/1
Chrome



/2
Gold



/3
Brushed nickel



/4
Bronze



/5
White



/6
Matt black




/7
Matt chrome




/8
Brushed steel



/9
Machining steel (CNC)




/10
Raw aluminium



/15
Polished steel



/24
Brushed steel effect



/45
Matt aluminium effect




/56
Grey




/65
Matt black




/66
Champagne aluminium



/67
Dark brushed bronze aluminium




/83
PVD brushed steel




/88
Brushed steel effect aluminium



/89
Galvanised iron



/90
Machining aluminium




/91
Polished aluminium



/92
Matt nickel




/93
Brass coated




/94
Brushed chrome



/95
Nickel-coated



/97
Matt aluminium



/99
Brushed gold



/R2
RAL9005 matt black



/R6
RAL9016 matt traffic white



/R13
RAL7016 matt anthracite grey



/RAL
RAL9010 polished white